



**HARLEY-DAVIDSON® GENUINE MOTORCYCLE
PARTS & ACCESSORIES**

MODEL INFORMATION						
YEAR:	MODEL:	ALPHA CODE:	FAMILY:	COLOR:	ENGINE TYPE:	DISPLACEMENT:

HARLEY-DAVIDSON MODELS – 1984 to 2025 (excluding LiveWire, V-Rod, FX and FXR models)

REVOLUTION MAX® FAMILY			
PAN AMERICA™	RA1250	'21-'24	
PAN AMERICA™ SPECIAL	RA1250S	'21 -CURRENT	
CVO PAN AMERICA	RA1250SE	'24 -CURRENT	
PAN AMERICA 1250 ST	RA1250ST	'25 -CURRENT	
SPORTSTER® S	RH1250S	'21 -CURRENT	
NIGHSTER	RH975	'22 -CURRENT	
NIGHSTER SPECIAL	RH975S	'23 -CURRENT	

STREET™ FAMILY			
HARLEY-DAVIDSON STREET® 500	XG500	'15 -'21	
HARLEY-DAVIDSON STREET 750	XG750	'15 -'21	
STREET ROD®	XG750A	'17 -'21	

SPORTSTER® FAMILY			
SPORTSTER® 1000	XLH	'84 -'85	
SPORTSTER 883	XLH883/XL883	'86 -'08	
SPORTSTER 883 CUSTOM	XLH883C/XL883C	'99 -'09	
SPORTSTER 883 DELUXE	XLH883 DLX	'88 -'95	
SPORTSTER 883 HUGGER™	XLH883 HUG	'88 -'03	
SPORTSTER 1100 / 1200	XLH1100 / XLH1200	'86 -'87 / '88 -'03	
SPORTSTER 1200 CUSTOM	XLH1200C/XL1200C	'96 -'20	
SPORTSTER 1200 SPORT	XL1200S	'96 -'03	
SPORTSTER 883 LOW	XL883L	'05 -'10	
SPORTSTER SUPERLOW®	XL883L	'11 -'20	
SPORTSTER 883 IRON™	XL883N	'09 -'22	
SPORTSTER 883R	XL883R	'02 -'03, '05-'07	
SPORTSTER ROADSTER®	XL1200CX	'16 -'20	
SPORTSTER 1200 LOW	XL1200L	'06 -'11	
SPORTSTER 1200 NIGHTSTER™	XL1200N	'07 -'12	
SPORTSTER IRON 1200™	XL1200NS	'18 -'20	
SPORTSTER 1200 ROADSTER	XL1200R	'04 -'08	
SPORTSTER SUPERLOW 1200T	XL1200T	'14 -'17	
SPORTSTER SEVENTY-TWO®	XL1200V	'12 -'16	
SPORTSTER FORTY-EIGHT®	XL1200X	'10 -'22	
SPORTSTER FORTY-EIGHT® SPECIAL	XL1200XS	'18 -'20	
50TH ANNIVERSARY SPORTSTER	XL50	'07	
ROADSTER	XLS	'84 -'85	
XLX-61	XLX	'84 -'86	
XR-1000	XR-1000	'84 -'85	
XR1200™ / XR1200X™	XR1200 / XR1200X	'08 -'10 / '11 -'13	

DYNA® FAMILY			
SWITCHBACK™	FLD	'12 -'16	
DYNA SUPER GLIDE®	FXD/I	'95 -'10	
STREET BOB®	FXDB/I	'06 -'17	
DYNA SUPER GLIDE CUSTOM	FXDC/I	'05 -'14	
FAT BOB®	FXDF	'08 -'17	
CVO FAT BOB	FXDFSE	'09 -'10	
DYNA LOW RIDER	FXDL/I	'93 -'09, '14 -'17	
DYNA LOW RIDER S	FXDLS	'16 -'17	
DYNA CONVERTIBLE	FXDS CONV	'94 -'00	
SCREAMIN' EAGLE® DYNA	FXDSE	'07 -'08	
DYNA WIDE GLIDE®	FXDWG/I	'93 -'08, '10 -'17	
CVO DYNA WIDE GLIDE	FXDWG2/3	'01 -'02	
DYNA SUPER GLIDE SPORT	FXDX/I	'99 -'05	

SOFTAIL® FAMILY – MILWAUKEE-EIGHT®			
SOFTAIL® DELUXE	FLDE	'18 -'20	
FAT BOY®	FLFB/S	'18 -CURRENT	
HERITAGE	FLHC/S	'18 -CURRENT	
SOFTAIL SLIM®	FLSL	'18 -'21	
SPORT GLIDE™	FLSB	'18 -'21	
STREET BOB®	FXBB/S	'18 -CURRENT	
BREAKOUT®	FXBR/S	'23 -CURRENT	
FXDR 114	FXDRS	'19 -'20	
FAT BOB®	FXFB/S	'18 -'24	
LOW RIDER®	FXLR	'18 -'20	
LOW RIDER® S	FXLRS	'20 -CURRENT	
LOW RIDER® ST	FXLRST	'22 -CURRENT	
SOFTAIL® STANDARD	FXST	'21 -'24	

SOFTAIL® FAMILY – EVOLUTION® 1340/TWIN CAM			
SOFTAIL SLIM® / SOFTAIL SLIM S	FLS/ FLSS	'12 -'17/'16 -'17	
HERITAGE SOFTAIL®	FLST / I	'86 -'90, '06	
HERITAGE SOFTAIL CLASSIC	FLSTC / I	'88 -'17	
CROSS BONES®	FLSTSB	'08 -'11	
SOFTAIL SPRINGER™ CLASSIC	FLSTSC / I	'05 -'07	
CVO™ SOFTAIL CONVERTIBLE	FLSTSE	'10 -'12	
FAT BOY®	FLSTF / I	'90 -'17	
FAT BOY LO/SPECIAL	FLSTFB	'10 -'16	
FAT BOY S	FLSTFBS	'16 -'17	
CVO FAT BOY	FLSTFSE	'05 -'06	
HERITAGE SOFTAIL SPECIAL/NOSTALGA	FLSTN	'93 -'96	
SOFTAIL DELUXE	FLSTN / I	'05 -'17	
CVO DELUXE	FLSTNSE	'14 -'17	
HERITAGE SPRINGER®	FLSTS / I	'97 -'03	
ROCKER™ / ROCKER C	FXCW / FXCWC	'08 -'11	
BLACKLINE®	FXS	'11 -'13	
BREAKOUT®	FXSB	'13 -'17	
CVO BREAKOUT	FXSBSE	'13 -'14	
CVO PRO STREET BREAKOUT	FXSE	'16 -'17	
SOFTAIL/SOFTAIL STANDARD	FXST/I	'84 -'90, '99-'15	
NIGHT TRAIN™	FXSTB/I	'98 -'09	
SOFTAIL CUSTOM	FXSTC	'86 -'99, '07-'10	
SOFTAIL DEUCE™	FXSTD/I	'00 -'07	
CVO DEUCE	FXSTDSE	'03 -'04	
SPRINGER SOFTAIL	FXSTS/I	'88 -'06	
BAD BOY	FXSTSB	'95 -'97	
CVO SPRINGER SOFTAIL	FXSTSSE	'07 -'09	

TOURING FAMILY			
ROAD KING®	FLHR/I	'94 -'22	
ROAD KING CLASSIC	FLHRC/I	'98 -'19	
ROAD KING CUSTOM	FLHRS/I	'04 -'07	
ROAD KING SPECIAL	FLHRXS	'17 -CURRENT	
CVO ROAD KING	FLHRSE	'02 -'03, '07-'08, '13-'14	
ELECTRA GLIDE®	FLH	'84 -'85	
ELECTRA GLIDE SPECIAL	FLHX	'84 -'85	
ELECTRA GLIDE SPORT	FLHS	'84, '87-'93	
ELECTRA GLIDE STANDARD	FLHT/I	'86 -'87, '95 -'09, '19 -'22	
ELECTRA GLIDE CLASSIC	FLHTC/I	'84 -'13	
CVO ELECTRA GLIDE	FLHTCSE	'04 -'05	
ELECTRA GLIDE ULTRA CLASSIC®	FLHTCU/I	'89 -'19	
ELECTRA GLIDE ULTRA CLASSIC TWIN-COOLED™	FLHTCU TC	'14 -'19	
ELECTRA GLIDE ULTRA CLASSIC LOW	FLHTCUL	'15 -'16	
ELECTRA GLIDE ULTRA CLASSIC LOW TWIN-COOLED	FLHTCUL TC	'15 -'16	
CVO ELECTRA GLIDE ULTRA CLASSIC	FLHTCUSE	'06 -'13	
STREET GLIDE®	FLHX	'06 -CURRENT	
STREET GLIDE ULTRA	FLHXU	'25 -CURRENT	
STREET GLIDE SPECIAL	FLHXS	'14 -'23	
STREET GLIDE ST	FLHXST	'22 -'23	
CVO STREET GLIDE	FLHXSE	'10 -'12, '15 -CURRENT	
ULTRA LIMITED	FLHTK	'10 -'24	
ULTRA LIMITED LOW	FLHTKL	'15 -'19	
CVO LIMITED	FLHTKSE	'14 -'21	
TOUR GLIDE™ CLASSIC	FLTC	'84 -'91	
ULTRA CLASSIC TOUR GLIDE	FLTCU/I	'89 -'96	
ROAD GLIDE®	FLTR/I, FLTRX	'98 -'09, '15 -CURRENT	
CVO ROAD GLIDE	FLTRSE/FLTRXSE	'00 -'01, '09, '24 -CURRENT	
ROAD GLIDE ULTRA	FLTRU	'11 -'13, '16 -'19	
CVO ROAD GLIDE ULTRA	FLTRUSE	'11, '15 -'16	
CVO ROAD GLIDE LIMITED	FLTRKSE	'22 -'23	
ROAD GLIDE CUSTOM	FLTRX	'10 -'13	
ROAD GLIDE SPECIAL	FLTRXS	'15 -'23	
ROAD GLIDE ST	FLTRXST	'22 -'23	
CVO ROAD GLIDE ST	FLTRXSTSE	'24 -CURRENT	
ROAD GLIDE LIMITED	FLTRK	'20 -'24	
CVO ROAD GLIDE CUSTOM	FLTRXSE	'12 -'13, '18	

TRIKE FAMILY			
TRI GLIDE® ULTRA CLASSIC	FLHTCUTG	'09 -CURRENT	
CVO TRI GLIDE	FLHTCUTGSE	'20 -'22	
STREET GLIDE TRIKE	FLHXXX	'10 -'11	
FREEWHEELER®	FLRT	'15 -CURRENT	
ROAD GLIDE 3	FLRT	'23 -CURRENT	

PAN AMERICA™			
WINDSHIELDS		4	
SEATS		6	
VEHICLE PROTECTION		8	
LUGGAGE		10	
PERFORMANCE		14	
CHASSIS TRIM		15	
WHEELS		16	
MAINTAINANCE		16	

SPORT			
WINDSHIELDS		20	
SEATS		22	
LUGGAGE		25	
CONTROLS		26	
COLLECTIONS AND TRIM		30	

CRUISER - SPORTSTER®			
WINDSHIELDS		34	
SEATING		36	
BACKRESTS & RACKS		38	
SADDLEBAGS		42	
HAND & FOOT CONTROLS		44	
ENGINE GUARDS		46	
CHASSIS TRIM – FRONT END		48	
GAUGES		50	

CRUISER - DYNA®			
WINDSHIELDS		52	
SEATING		55	
BACKRESTS & RACKS		58	
LUGGAGE		63	
FOOT CONTROLS		64	
ENGINE GUARDS & HIGHWAY PEGS		67	
CHASSIS TRIM – FRONT END		68	

CRUISER - MILWAUKEE-EIGHT® SOFTAIL®			
WINDSHIELDS		70	
SEATING		77	
BACKRESTS & RACKS		87	
SADDLEBAGS		91	
LUGGAGE		95	
SUSPENSION		98	
HAND & FOOT CONTROLS		100	
ENGINE GUARDS		106	
AUDIO		108	
CHASSIS TRIM – FRONT END		109	
CHASSIS TRIM – REAR END		111	

CRUISER - TWIN-CAM SOFTAIL®			
WINDSHIELDS		114	
SEATING		116	
BACKRESTS & RACKS		120	
SADDLEBAGS		126	
FOOT CONTROLS		128	
ENGINE GUARDS & HIGHWAY PEGS		131	
CHASSIS TRIM – FRONT END		135	
CHASSIS TRIM – REAR END		136	
CHASSIS TRIM – ENGINE & FENDERS		138	

TOURING & TRIKE			
PACKAGES		142	
WINDSHIELDS		150	
FAIRING LOWERS & ACCESSORIES		166	
COOLFLOW™ FAN & OIL FANS		168	
SEATING		172	
BACKRESTS & RACKS		186	
TOUR-PAK® & ACCESSORIES		202	
SADDLEBAGS & ACCESSORIES		206	
LUGGAGE ACCESSORIES		210	
FOOT CONTROLS		216	
ENGINE GUARDS		224	
SUSPENSION & FRONT END		226	
CHASSIS TRIM – FAIRING & CONSOLE		238	
CHASSIS TRIM – REAR END		246	
CHASSIS TRIM – REAR LIGHTING		252	
AUXILIARY POWER & CHARGING		254	
PAINT PROTECTION		259	

SCREAMIN' EAGLE®			
STREET TUNER		266	
MILWAUKEE-EIGHT® POWERTRAIN		268	
TWIN-CAM POWERTRAIN		310	
SPORTSTER® POWERTRAIN		330	
AIR FILTERS & SPARK PLUGS		338	
CRATE ENGINES & TRANSMISSIONS		342	

ENGINE TRIM			
COLLECTIONS		358	
MILWAUKEE-EIGHT™ ACCESSORIES		379	
TWIN CAM ACCESSORIES		382	
AIR CLEANER COVERS		390	
HARDWARE & HARDWARE COVERS		394	

CONTROLS			
HAND & FOOT CONTROL COLLECTIONS		402	
HIGHWAY PEGS & FOOTPEG HARDWARE		434	
FOOTPEGS & FOOTBOARDS		438	
MIRRORS		440	
HAND CONTROLS & LEVERS		444	
HANDLEBARS		452	
HANDLEBAR RISERS & CABLES		474	

AUDIO & GAUGES			
HARLEY-DAVIDSON® AUDIO POWERED BY ROCKFORD FOSGATE®		480	
FITMENT MATRICES		495	
BOOM!™ AUDIO – TOURING BIKES		502	
GPS NAVIGATION & SIRIUSXM™		528	
HEADSETS		505	
PHONE MOUNTS & ACCESSORIES		512	
ANTENNA SYSTEMS		515	
AUXILIARY POWER & CHARGING		516	
GAUGES		517	
CLOCKS & AIR TEMP		520	
FUEL GAUGES, CAPS & MEDALLIONS		521	

LIGHTING			
SPECTRA GLO™ & LED CUSTOM LIGHTING		526	
HEADLAMPS & AUXILIARY LIGHTING		529	
HEADLAMP TRIM		536	
TURN SIGNALS		542	
TAIL & BRAKE LAMPS		549	
LICENSE MOUNTS & ACCESSORIES		552	
HORNS & HORN COVERS		555	

WHEELS			
CUSTOM WHEELS		560	
BRAKE ROTORS		570	
SPROCKETS		572	
WHEEL ACCESSORIES		573	

LUGGAGE			
TOURING LUGGAGE & ACCESSORIES		577	
WINDSHIELD & FAIRING BAGS		582	
TIE-DOWNS & ACCESSORIES		585	
FLAGS		586	

COLOR SHOP			
COLOR-MATCHED ACCESSORIES		590	
PAINTS		604	
MEDALLIONS & DECALS		606	

GARAGE			
OIL		610	
OIL CHANGE ACCESSORIES		616	
LUBES AND SEALENTS		618	
SURFACE CARE PRODUCTS		620	
MOTORCYCLE COVERS		628	
GARAGE STORAGE		613	
MOTORCYCLE LIFTS & TIE-DOWNS		633	
SECURITY LOCKS & SYSTEMS		635	
BATTERY CHARGERS		643	
BATTERIES		645	
TOOLS		646	
AIR FILTERS		648	
SPARK PLUGS		650	
BRAKE PADS		651	
TIRES, GAUGES & AIR PUMPS		652	

INDEX			
ALPHABETIC INDEX		668	
PAGE NUMBER/PART NUMBER INDEX		675	
WARRANTY INFORMATION		IBC	

ADVENTURE TOURING



4 PAN AMERICA®

Windshields

A. ADVENTURE WINDSHIELD – 18" CLEAR

This windshield is approximately 2.5 inches taller than the Original Equipment windshield for added protection from the elements.

57400454

Fits '21-later RA1250, RA1250S, '24-later RA1250SE and '25-later RA1250ST models.

B. ADVENTURE WINDSHIELD

This windshield is approximately 4.5 inches lower than the Original Equipment windshield and allows most riders to see over the windshield.

Fits '21-later RA1250, RA1250S, '24-later RA1250SE and '25-later RA1250ST models.

57400456 11" Dark Smoke.

57400499 11" Clear.

C. TANK KNEE PAD KIT – PAN AMERICA®

These self-adhesive black rubber pads are easy to install and feature tapered raised ridges that complement the styling of the seat, and add traction and comfort when knees grip the tank. The two-piece kit offers protection for surfaces where rider legs and riding gear contact the tank.

57300291

Designed for RA1250, RA1250S and '25-later RA1250ST models, but will fit other fuel tanks. May cover a portion of fuel tank graphics. Check appearance before adhering to tank.



A. ADVENTURE WINDSHIELD – 18" CLEAR



B. ADVENTURE WINDSHIELD – 11" DARK SMOKE



C. TANK KNEE PAD KIT



D. DAYMAKER ADAPTIVE HEADLAMP UPGRADE KIT



D. DAYMAKER LED FORWARD AUXILIARY LIGHTS



E. DAYMAKER LED FORWARD AUXILIARY LIGHTS



E. DAYMAKER LED FORWARD AUXILIARY LIGHTS

PAN AMERICA® 5

Lighting

D. DAYMAKER® ADAPTIVE HEADLAMP UPGRADE KIT – PAN AMERICA®

See more road at night. Daymaker® Adaptive Headlamp technology utilizes motorcycle sensors to determine the lean angle of the bike and automatically projects additional light into corners to illuminate areas of the road that may be unlit by an LED headlamp without this technology. The system includes three LED elements per side in a separate lighting unit located above the main Daymaker LED headlamp. The LED elements illuminate in sequence based on motorcycle lean angle, at 8 degrees, 15 degrees and 23 degrees. Each element will fade on during the activation and off during deactivation, appearing seamless to the rider. The system functions when the headlight is in either high-beam or low-beam mode. Engineered by Harley-Davidson for ideal fit and function. Original Equipment on the Pan America® 1250 Special model.

69202757

Fits '21-'23 RA1250 models. Original Equipment on RA1250S models.

E. DAYMAKER LED FORWARD AUXILIARY LIGHTS*

These rugged auxiliary LED lights offer three-way function that will serve the adventure touring rider in any situation. Installed as a pair, each light has a three-beam, four-lens design within durable aluminum housing. In daylight these lights also make the motorcycle more conspicuous to other motorists. The factory-integrated design makes these lights easy to install and a perfect fit and look on the bike. Three-way functionality: Fog lights produce a wide pool of light directly in front of the motorcycle to light the edge of the road in low-visibility conditions. Driving lights punch light further down the road to augment headlight performance. Off-Road beams deliver 275-meter forward visibility and 50-meter side visibility to light up the trail (not street legal). Powder coated lightweight aluminum housing. High-impact hard-coated and anti-fog coated outer lens. Installation requires separate purchase of Auxiliary Light Installation Kit.

68000340

Fits '21-later RA1250, RA1250S and RA1250SE if Brush Guard is installed. Also fits '14-later Touring models (except '23-later FLHXSE, FLTRXSE, '24-later FLHX, FLTRX, FLTRXSTSE and '25-later FLHXU models). Stock '24 RA1250SE models. Lamps require additional installation kits as follows: '24 RA1250S models require 2x P/N 10200924, 2x P/N 10200691, 2x P/N 68000403, 2x P/N 69203245 and 2x P/N 100006 (Does not require purchase of a switch pack, lights are controlled through instrument menu on vehicle only). '21-'23 RA1250S and '21-later RA1250 models require Install Kit P/N 68000343. '14-later Road Glide models require Install Kit P/N 68000342. All other '14-later Touring models require Install Kit P/N 68000341.

Also available:

AUXILIARY LIGHT INSTALLATION KIT – PAN AMERICA

Installation kit includes a wiring harness, mounting brackets, and switch pack for installing Daymaker® LED Forward Auxiliary Lights.

68000343

Fits '21-later RA1250, RA1250S, and RA1250SE models.

*NOTE: Some local regulations prohibit using auxiliary lighting with high-beam lighting. Check local regulations before installation.

6 PAN AMERICA®

Seats

A. SUNDOWNER™ SOLO SEAT - PAN AMERICA®

Have miles to ride before you sleep? The new Sundowner™ Solo Seat for Harley-Davidson® Pan America® 1250 models can help keep you comfortable and alert until the next gas stop or camp site. Its enhanced bucket shape and spherical-void foam construction is designed to reduce numbing pressure points, and waterproof construction means you won't have a soggy bum after the rain quits. Factory fit retains your bike's tool storage and high/low position features. Treat your passenger to a matching Sundowner™ Pillion (sold separately) for two-up comfort.

52000478

Fits '21-later RA1250, RA1250S, '24 RA1250SE and '25-later RA1250ST models.

B. SUNDOWNER PASSENGER PILLION - PAN AMERICA

Provides a passenger Sundowner comfort with style that matches the Sundowner seat. Wider shape than Original Equipment pillion for added passenger comfort and confidence when riding on or off road. Designed for Original Equipment mounting points and does not compromise rider seat features. Waterproof construction and seam sealed stitch lines prevent water from soaking into the foam and leaving the rider with a damp bum.

52400249

Fits '21-later RA1250, RA1250S, '24 RA1250SE and '25-later RA1250ST models.

C. REACH® SOLO SEAT – PAN AMERICA

The Reach® Solo Seat lowers seat height by 1 inch to optimize fit for riders of shorter stature, while retaining full functionality. Helps many riders get feet down with confidence at a stop. Retains the two-position seat adjustability feature to fine-tune rider ergonomics. Retains easy access to under seat tool storage. Replaces only the rider seat position. Matches the style of the Original Equipment seat.

52000471

Fits '21-later RA1250, RA1250S, '24 RA1250SE and '25-later RA1250ST models.

D. TALLBOY® SOLO SEAT – PAN AMERICA

For riders with a longer inseam, a Tallboy® Seat moves the rider up from the stock seating position and places the body for a natural arm and leg reach to the controls. The Tallboy Seat increases seat height by 1". Opens the rider's hip/knee/ankle angles for more comfort, especially over longer distances. Gives the rider a more-commanding position and view of the road or trail ahead. Retains the two-position seat adjustability feature to fine-tune rider ergonomics. Retains easy access to under seat tool storage. Replaces only the rider seat position. Matches the Original Equipment seat.

52000472

Fits '21-later RA1250, RA1250S, '24 RA1250SE and '25-later RA1250ST models.



A. SUNDOWNER SOLO SEAT - PAN AMERICA



B. SUNDOWNER PASSENGER PILLION - PAN AMERICA



C. REACH SOLO SEAT – PAN AMERICA



D. TALLBOY SOLO SEAT – PAN AMERICA



Reach Seats



Tallboy Seats

PAN AMERICA® 7

Adventure Hand Controls

E. TACTICAL HAND GRIPS

A black rubber grid pattern with deep grooves provides outstanding grip for rider comfort and confidence in any riding condition.

56100402

Fits '21-later Revolution® Max engine-equipped models. Does not fit models with original equipment heated grips.

F. TACTICAL HEATED HAND GRIPS

Get more comfort and control with these heated grips. Heat settings are controlled with a military grade resistor, and use a thermostat to automatically monitor and adjust heat output relative to the ambient temperature. A heating element wound internally to the grips provides consistent and even heating. The grips feature a black rubber grid pattern with deep grooves that provide outstanding grip for rider comfort and confidence in any riding condition.

56100401

Fits '21-later RA1250S, RH1250S, RH975S, '24-later RA1250SE and '25-later RA1250ST models. RH1250S and RH975S models require a Digital Tech update by a Harley-Davidson dealer.

G. WILD ONE™ HEATED HAND GRIPS

Add daring, raw-and-rugged style with durable billet aluminum Wild One™ Collection accessories. Each is finished in gloss black with bright, machined aluminum highlights, a variety of textures and exposed hardware to communicate power, speed, and performance. These thermostatically controlled grips feature variable heat settings controlled with a military grade resistor, and use automatic temperature monitoring to adjust to ambient temperatures. Grips have been thermally mapped to provide more-uniform heat and are designed to achieve a maximum operating temperature approximately 20° Fahrenheit warmer than previous accessory heated grips for added warmth during cold rides. Combine style and comfort for cool morning or frigid night rides.

56100483 Heated.

Fits '21-later RA1250S, RH1250S, RH975S, '24-later RA1250SE and '25-later RA1250ST models. RH1250S and RH975S models require a Digital Tech update by a Harley-Davidson dealer.

H. EMPIRE™ COLLECTION – HEATED HAND GRIPS

Combine style and comfort for cool morning or frigid night rides. These thermostatically controlled grips feature variable heat settings controlled with a military grade resistor, and use automatic temperature monitoring to adjust to ambient temperatures. Grips have been thermally mapped to provide a more-uniform heat and are designed to achieve a maximum operating temperature approximately 20° Fahrenheit warmer than previous accessory heated grips for added warmth during cold rides.

Fits '21-later RA1250S, RH1250S, RH975S, '24-later RA1250SE and '25-later RA1250ST models. RH1250S and RH975S models require a Digital Tech update by a Harley-Davidson dealer.

56100487 Black.

56100488 Black Machine Cut.

I. PAN AMERICA® TALL RISERS

Gain comfort with these Tall Risers, which move the handlebar up and back 2 inches compared to the stock riser. Improves seated reach for riders with shorter arm length. Improves control and comfort when the rider is standing on the foot pegs for off-road travel.

55900241

Fits '21-'23 RA1250 and RA1250S models.

J. PAN AMERICA STEERING DAMPER KIT

Rocks. Ruts. That deep sand washes. Ride it all with more confidence after installing this Ohlins™ steering damper kit, designed and validated by Harley-Davidson specifically for the Pan America® 1250 model. This premium steering damper enhances dynamic performance, especially during aggressive off-road riding. You'll moto with less fatigue and enhanced control. Get out there. Reduces fatigue by damping handlebar motion while off-road. Kit includes bracket, damper, and necessary installation hardware. Factory designed for ideal fit and function.

45700068

Fits '21-later RA1250 and '24-later RA1250SE models. Original Equipment on RA1250S models.



E. TACTICAL HAND GRIPS



F. TACTICAL HEATED HAND GRIPS




G. WILD ONE™ HEATED HAND GRIPS



H. EMPIRE™ COLLECTION – HEATED HAND GRIPS



I. PAN AMERICA TALL RISERS



J. PAN AMERICA STEERING DAMPER KIT

8 PAN AMERICA®

Vehicle Protection

A. SKID PLATE

Tackle tough off-road situations with confidence. The accessory Skid Plate replaces the Original Equipment skid plate for added protection from flying rocks and impacts during off-road riding. Heavy-duty aluminum construction. The factory-integrated design ensures proper fit and easy installation. The Skid Plate also gives the motorcycle extra rugged style.

49000281

Fits '21-later RA1250, RA1250S, '24-later RA1250SE and '25-later RA1250ST models.

49000191

Fits '21-'23 RA1250 and RA1250S models.

B. MUFFLER GUARD

Tackle tough off-road situations with confidence. This rugged, tubular steel guard is designed to protect the muffler from damage during a tip-over event. The factory-integrated design ensures a perfect fit and easy installation.

47200732

Fits '21-later RA1250, RA1250S, '24-later RA1250SE and '25-later RA1250ST models.

C. FRONT AXLE GUARDS

Durable engineered materials are designed to protect the Pan America® 1250 model front axle from damage in a low-speed tip-over event. Polyamide guard with a reinforced plastic core and TPU coating is abrasion resistant with excellent mechanical damping capabilities to protect the axle in a low-speed tip-over event. Axle thread and spacers for easy installation on Pan America models. Axle thread and spacers for easy installation on Pan America models. Embossed Harley-Davidson script logo. Sold as a set of two guards.

43000303

Fits '21-later RA1250, RA1250S, '24-later RA1250SE and '25-later RA1250ST models.

D. REAR AXLE GUARDS

Durable engineered materials are designed to protect the Pan America 1250 model rear axle from damage in a low-speed tip-over event. Polyamide guard with a reinforced plastic core and TPU coating is abrasion resistant with excellent mechanical damping capabilities to protect the axle in a low-speed tip-over event. Axle thread and spacers for easy installation on Pan America 1250 models. Embossed Harley-Davidson script logo. Sold as a set of two guards.

43000304

Fits '21-later RA1250, RA1250S, '24-later RA1250SE and '25-later RA1250ST models.

E. REAR BRAKE RESERVOIR GUARD

This compact and rugged aluminum guard is designed to help protect the Pan America 1250 model rear brake fluid reservoir from damage in a low-speed tip-over event, and from passing brush or flying gravel. Compact aluminum guard fits within motorcycle frame for outstanding protection with minimal weight and no interference while riding. Guard is secured to existing mount by a single M6 Allen bolt for quick and easy removal when maintenance is required. Designed specifically for Pan America 1250 models for a factory fit and installation with no drilling. Laser-etched Harley-Davidson script

49000248

Fits '21-later RA1250, RA1250S, '24-later RA1250SE and '25-later RA1250ST models.



A. SKID PLATE



B. MUFFLER GUARD



C. FRONT AXLE GUARDS



D. REAR AXLE GUARDS



E. REAR BRAKE RESERVOIR GUARD



F. ADVENTURE JIFFY



G. CENTER STAND



H. RADIATOR SHIELD



I. BRUSH GUARD



J. PAN AMERICA HAND WIND DEFLECTORS



K. HEADLAMP GUARD

PAN AMERICA® 9

Vehicle Protection

F. ADVENTURE JIFFY STAND FOR PAN AMERICA® 1250 MODELS

Heading off-road on a Harley-Davidson® Pan America® 1250 model? This Adventure Jiffy Stand offers added stability on soft surfaces and is an ideal factory fit. Jiffy stand features a 60% larger footprint compared to the Original Equipment jiffy stand for more-secure support when parking the motorcycle on soft ground. Does not alter the height of the jiffy stand to maintain original lean of bike when parked. Factory designed for easy installation, an ideal fit and maximum durability. Does not change lean angle when motorcycle is cornering.

50000248

Fits '21-later RA1250 and RA1250S models without Adaptive Ride Height.

50000264

Fits '21-later RA1250S models equipped with Adaptive Ride Height. Original Equipment on RA1250SE.

G. CENTER STAND

The Center Stand supports the parked motorcycle in an upright position. Raises the rear wheel off the ground for easier maintenance and tire changes. With the Center Stand deployed, the parked motorcycle takes up less space than it would leaning on its side stand. Pre-assembled with springs in place.

92900066

Fits '21-later RA1250 and '24-later RA1250SE. Original Equipment on RA1250S and RA1250SE.

H. RADIATOR SHIELD

The mesh Radiator Shield attaches to the front of the radiator to protect it from small stones and other debris, especially when riding off road. The factory-integrated design of this shield ensures a perfect fit and easy installation, and its mesh adds rugged style to the bike.

57200258

Fits '21-later RA1250, RA1250S, '24-later RA1250SE and '25-later RA1250ST models. Original Equipment on RA1250S and RA1250SE models.

I. BRUSH GUARD*

Tackle tough off-road situations with confidence. The Brush Guard is designed to protect the radiator shroud and other components from damage due to passing brush along a trail, and in the case of a tip-over. Factory-integrated design ensures a perfect fit and easy installation. Rugged tubular steel construction and durable Satin Black finish matches motorcycle frame.

49000192

Fits '21-later RA1250, RA1250S, '24-later RA1250SE and '25-later RA1250ST models. Original Equipment on RA1250S and RA1250SE models.

J. PAN AMERICA HAND WIND DEFLECTORS

Add protection from the elements. These lightweight Hand Wind Deflectors help keep wind, insects, small stones and small branches from impacting the rider's hands and provide added comfort in cool weather. Easy to install on Original Equipment mounting points.

55900297

Fits '21-later RA1250 and '24-later RA1250SE models. Original Equipment on RA1250S and RA1250SE models.

K. HEADLAMP GUARD

Tackle tough off-road situations with confidence. The rugged mesh is designed to help protect the headlamp from impact damage and debris and adds rugged styling. The factory-integrated design ensures a perfect fit and easy installation. Does not degrade headlamp performance.

67700555A

Fits '21-later RA1250, RA1250S, '24-later RA1250SE and '25-later RA1250ST models.



***WARNING:** These guards may provide limited leg and cosmetic vehicle protection under unique circumstances (fall over while stopped, very low speed slide). They are not made nor intended to provide protection from bodily injury in a collision with another vehicle or any other object.

10 PAN AMERICA®

Luggage

PAN AMERICA® ALUMINUM LUGGAGE

All rugged aluminum luggage was created in collaboration with SW-MOTEC™ for on- and off-road travel. Each piece has been designed and tested with the motorcycle to ensure factory-quality fit, durability and reliability, without compromising motorcycle handling or lean angle. Both the cases and mounts have passed Harley-Davidson static tip-over tests. The anodized or painted finish is easy to clean and prevents oxidation. With a gasket in the lid, each piece is waterproof and passes a rigorous Harley-Davidson water-intrusion test. The cases each have integrated handles and bungee eyes, and a single key locks each case closed and locks the case to its mount.

A. PAN AMERICA ANODIZED ALUMINUM TOP CASE

Luggage volume capacity: 38 liters.
Luggage weight capacity is 10 kg (22 pounds).

53000814 Clear Anodized.
Fits '21-Later RA1250, RA1250S and '25-later RA1250ST models. Requires separate purchase of Top Case Mounting System P/N 53000800.

B. PAN AMERICA ANODIZED ALUMINUM SIDE CASES

Luggage volume capacity: Right case 37 liters, left case 45 liters. Luggage weight capacity is 10 kg (22 pounds) in each case.

90202082 Clear Anodized.
Fits '21-Later RA1250, RA1250S and '25-later RA1250ST models. Requires separate purchase of Side Case Mounting System P/N 90202087.

C. PAN AMERICA ANODIZED ALUMINUM TOP CASE – BLACK

Luggage volume capacity: 38 liters.
Luggage weight capacity is 10 kg (22 pounds).

53000816 Black.
Fits '21-Later RA1250, RA1250S and '25-later RA1250ST models. Requires separate purchase of Top Case Mounting System P/N 53000800.

D. PAN AMERICA ALUMINUM SIDE CASES – BLACK

Luggage volume capacity: Right case 37 liters, left case 45 liters. Luggage weight capacity is 10 kg (22 pounds) in each case.

90202088 Black.
Fits '21-Later RA1250, RA1250S and '25-later RA1250ST models. Requires separate purchase of Side Case Mounting System P/N 90202087.



A. PAN AMERICA ALUMINUM TOP CASE – CLEAR ANODIZED



B. PAN AMERICA ALUMINUM SIDE CASES – CLEAR ANODIZED



C. PAN AMERICA ALUMINUM TOP CASE – BLACK



D. PAN AMERICA ALUMINUM SIDE CASES – BLACK



E. PAN AMERICA SPORT DETACHABLE TOP CASE



F. PAN AMERICA SPORT SIDE CASES



G. PAN AMERICA SPORT TOP CASE LINERS



H. PAN AMERICA SPORT SIDE CASE LINERS

PAN AMERICA® 11

Luggage

PAN AMERICA® SPORT LUGGAGE

Designed primarily for on-road touring, Sport Luggage offers a smooth aesthetic and presents a clean silhouette on the motorcycle. Mounts are designed for easy installation and removal of the luggage and leave a clean look when the luggage is removed. With a gasket in the lid, each piece is waterproof and passes a rigorous Harley-Davidson water intrusion test. Each luggage piece has an integrated handle to make it easy to carry off the bike. Contains complete kit to key locks to vehicle ignition. See H-D.com and search for the bag part number for a How To video on keying the locks.

E. PAN AMERICA SPORT TOP CASE

The top case and its mount (sold separately) are designed to maximize loading capacity without compromising ride and handling. Luggage volume capacity: 36 liters. Luggage weight capacity is 10 kg (22 pounds).

Fits '21-Later RA1250, RA1250S and '25-later RA1250ST models. Requires separate purchase of Top Case Mounting System P/N 53000800.

53000751

F. PAN AMERICA SPORT SIDE CASES

The mounts for left and right side cases are part of the motorcycle, so when the cases are removed there is no extra hardware left behind to clutter the styling. Luggage volume capacity: Right case 30 liters, left case 35 liters. Luggage weight capacity is 10 kg (22 pounds) in each case.

90201973

Fits '21-Later RA1250, RA1250S and '25-later RA1250ST models.

G. PAN AMERICA SPORT TOP CASE LINERS

This water-resistant liner is designed to fit perfectly into the Sport Top Case. This liner features heavy-duty zippers, comfortable carrying handles and convenient D-rings for optional shoulder straps.

53000862

Fits '21-Later RA1250, RA1250S and '25-later RA1250ST models, equipped with Sport Side Cases P/N 90201971.

H. PAN AMERICA SPORT SIDE CASE LINERS

Simplify packing and unpacking your motorcycle. These liners are designed to fit perfectly into Sport Side Cases. These bags feature heavy-duty zippers, comfortable carrying handles and D-rings for optional shoulder straps.

90202220

Fits '21-Later RA1250, RA1250S and '25-later RA1250ST models, equipped with Sport Side Cases P/N 53000753.

12 PAN AMERICA®

Luggage

PAN AMERICA® ADVENTURE SOFT LUGGAGE

The Adventure Soft Luggage line is intended for the hard-core off-road rider. Designed specifically for motorcycle use, these durable bags resist damage if the bike tips over. The bag material is waterproof, exterior pockets have waterproof zippers, and the roll-top closure creates a weather-tight seal, so you can ride with confidence knowing that gear will stay dry no matter the conditions. The roll-top design and multiple compression straps make it possible to cinch the load tightly, and give this luggage flexible capacity. The bags are reflective to enhance their visibility in low light conditions. Includes universal mounting straps.

A. PAN AMERICA ADVENTURE SOFT SADDLEBAGS

Adventure Soft Saddlebags are supported by the Side Case Mounting System (sold separately). Luggage volume capacity is 25 liters in each bag. Weight capacity is 10 kg (22 pounds) in each bag. Sold as a set of two bags with mounting straps. Installation requires separate purchase of Side Case Mounting System P/N 90202087.

90202107

Fits '21-Later RA1250, RA1250S and '25-later RA1250ST models. Requires separate purchase of Side Case Mounting System P/N 90202087.

B. PAN AMERICA ADVENTURE DUFFEL BAG

The Adventure Duffel Bag has extra-large volume capacity but can be compressed to match the volume of the contents and be as compact as possible. Duffel can be secured to the Top Case Mounting Plate (sold separately) behind the seat or on the passenger pillion in front of a hard case. Luggage volume capacity: 2,440 cubic inches (40 liters). Luggage weight capacity: 22 pounds (10 kg) P/N 90202087.

93300142

Fits '21-Later RA1250, RA1250S and '25-later RA1250ST models.



A. PAN AMERICA ADVENTURE SOFT SADDLEBAGS



B. PAN AMERICA ADVENTURE DUFFEL BAG



C. PAN AMERICA TANK BAG



D. PAN AMERICA SIDE CASE MOUNTING SYSTEM



E. PAN AMERICA TOP CASE MOUNTING SYSTEM



F. PAN AMERICA PASSENGER BACKREST PAD



G. PREMIUM INDOOR/OUTDOOR COVER

PAN AMERICA® 13

Luggage

C. PAN AMERICA® TANK BAG

Keep essentials and a mobile device handy on the ride. Designed specifically for Pan America® 1250 and Pan America 1250 Special models, the bottom of this tank bag is co-molded to fit over the plastic cover on the top of the fuel tank for a secure, custom fit. Touch-sensitive window over the top pocket that enables function of a mobile device stored in the pocket. A water-resistant rain cover has a matching touch-sensitive window. A compartment designed to hold an auxiliary lithium battery is located below the device pocket, and has a port for a charging cable. The interior of the bag is high-visibility orange to make it easier to see contents. Side pockets are fleece-lined. Bag has a top carry-handle, pockets and dividers inside the bag. A leave-behind strap to secure bag can be tucked under the front of the motorcycle seat when bag is not in place. Luggage volume capacity is 8 liters. Weight capacity is 2 kg (5 pounds).

93300129

Fits '21-Later RA1250, RA1250S, '24-later RA1250SE and '25-later RA1250ST models.

D. PAN AMERICA SIDE CASE MOUNTING SYSTEM

Factory integrated design mates perfectly to mounted points on the motorcycle. Installing and adjusting the system is simple and does not require specialty tools. Built to demanding Harley-Davidson specifications to ensure gear is protected in the most-rugged conditions.

90202087

Fits '21-later RA1250, RA1250S and '25-later RA1250ST models.

E. PAN AMERICA TOP CASE MOUNTING SYSTEM

Required for installation of Aluminum Top Cases or Sport Top Case. Optimized load points ensure system is durable. Can also be used to support and secure Soft luggage.

53000800

Fits '21-'23 RA1250 and RA1250S models.

53000800A

Fits '21-later RA1250, RA1250S and '25-later RA1250ST models.

F. PAN AMERICA PASSENGER BACKREST PAD

Optimize passenger comfort when Aluminum Top Case is installed.

53000847

Fits '21-later RA1250, RA1250S and RA1250ST models equipped with Aluminum Top Case P/Ns 53000814 or 53000816.

G. PREMIUM INDOOR/OUTDOOR COVER

This custom water-resistant motorcycle cover is an ideal fit for Pan America models and is adjustable to fit well with or without luggage installed on the bike. Durable materials and construction help protect the motorcycle from the elements when stored indoors or outdoors. Weather-shielded vents in the top of the cover promote air circulation to reduce moisture build-up and minimize corrosion. Integrated storage pouch with compression buckles permits convenient packing and conserves valuable luggage space. Reflective Bar & Shield logos make the motorcycle more visible in low light conditions. The cover skirt features front and rear adjustable drawstrings to cinch the cover and a belly strap to reduce ballooning in the wind. Convenient opening near the front wheel for a security chain or cable, and internal pocket that accepts the optional Cover Alarm (P/N 69000038, sold separately)

93100070

Fits '21-later RA1250, RA1250S, '24-later RA1250ST and '25-later RA1200SE models.

14 PAN AMERICA®

Screamin' Eagle® Performance Parts

A. SCREAMIN' EAGLE® QUICKSHIFTER FOR PAN AMERICA® 1250 MODELS

Shift in an instant. The Screamin' Eagle® Quickshifter provides clutchless up and down shifts without risking transmissions damage. When foot shift control is engaged fuel and ignition are cut within milliseconds, which unloads the transmission allowing you to fly through up-shifts without touching the throttle or clutch. Shifter signal also blips the throttle for seamless down-shifts without using the clutch. Precise shifts are accomplished in an instant enabling smoother, stress-free control in on- and off-road situations. Installation requires a dealer Digital Technician™ update/flash.

32700151
Fits '22-later RA1250, RA1250S and '25-later RA1250ST models. Installation requires dealer Digital Technician update. Does not fit California models, '22-'24-later RA1250 and RA1250S California models instead require P/N 32700168B.

32700168B
Fits '22-'24 California RA1250 and RA1250S models. Installation requires dealer Digital Technician update.

B. SCREAMIN' EAGLE® STREET CANNON MUFFLER – PAN AMERICA

Realize a significant weight reduction and a deep, sporty exhaust tone with this Screamin' Eagle® Street Cannon muffler, designed specifically to fit right and look great on Pan America® 1250 and Pan America 1250 Special models. Weighs 42 percent less than the Original Equipment muffler. Durable construction includes a titanium shell, carbon fiber end cap and a stainless-steel mid-pipe. The deep and sporty exhaust note is stirring but not extreme. Engineered with the motorcycle for easy installation and seamless fit.

65600389 Titanium.
Fits '21-later RA1250 and RA1250S models. Does not fit California models.

65600449A
Fits '22-'23 California RA1250 and RA1250S models. Installation requires dealer Digital Technician update.

C. SCREAMIN' EAGLE AIR FILTERS

1. SCREAMIN' EAGLE® HIGH-FLOW AIR FILTER – ROUND

This washable and reusable filter is a direct replacement for the original equipment filter and provides the same air flow performance as the original equipment.

29400428
Fits '21-later RA1250, RA1250S and RH1250S models.

29400449A
Fits '21 California '21-'22 RA1250, RA1250S, RH1250, and '22 RH975 models.

2. SCREAMIN' EAGLE® HIGH-FLOW AIR FILTER – HOMEPLATE

This washable and reusable filter provides 5 percent more air flow to the engine compared to the original equipment filter.

29400426
Fits '21-later RA1250, RA1250S and RH1250S models.

29400450A
Fits California '21-'22 RA1250, RA1250S, RH1250, and '22 RH975 models.

3. SCREAMIN' EAGLE® EXTREME-FLOW AIR FILTER – PAN AMERICA

This washable and reusable filter is specifically designed for off-road environments with off-road specific filter media. Provides 9 percent more air flow to the engine compared to the original equipment filter to allow the engine to breathe in all types of riding conditions. Clean, dry, and re-oil to reuse.

29400427
Fits '21-later RA1250 and RA1250S models.

29400451A
Fits California '21-'22 RA1250, RA1250S, RH1250, and '22 RH975 models.


Harley-Davidson® motorcycles modified with some Screamin' Eagle® Performance products must not be used on public roads and, in some cases, may be restricted to closed-course competition. These performance parts are 49-state U.S. EPA compliant but are NOT compliant for sale or use in California on pollution-controlled motor vehicles. California guidelines on tampering can also lead to substantial fines and penalties. Screamin' Eagle® Performance products are intended for the experienced rider only.



A. SCREAMIN' EAGLE QUICKSHIFTER FOR PAN AMERICA 1250 MODELS



B. SCREAMIN' EAGLE STREET CANNON MUFFLER – PAN AMERICA



C. SCREAMIN' EAGLE AIR FILTERS



D. CARBON FIBER EXHAUST SHIELD INSERT



F. OFFROAD ADJUSTABLE BRAKE LEVER KIT



E. PAN AMERICA ROUND STYLE LOCKING FUEL CAP



G. OFFROAD FOLDING AND ADJUSTABLE SHIFT LEVER KIT



H. 80GRIT SHIFTER PEG – BLACK

PAN AMERICA® 15

Accessories

D. CARBON FIBER EXHAUST SHIELD INSERT

The lightweight carbon fiber exhaust shield helps keep heat away from the rider's leg while adding a touch of style to the exhaust shield. Hand-laid carbon fiber construction is extremely light weight and strong. Designed for easy installation over the existing exhaust shield. Reflective heat shielding material bonded to the backside of the insert. Adds a style element to complement the Screamin' Eagle® Street Cannon exhaust system.

65400648
Fits '21-later RA1250, RA1250S, '24 RA1250SE and '25 RA1250ST models.

E. PAN AMERICA® ROUND STYLE LOCKING FUEL CAP

Secure and safeguard your fuel supply. This locking fuel cap was designed and tested by Harley-Davidson specifically for Pan America models. Key slot is hidden from view and protected from the elements by a swing-away cover that features Bar & Shield logo. Includes parts and instructions to match the locking cylinder to your factory key set.

61100188
Fits '21-'23 RA1250 and RA1250S models. Original Equipment in select markets.

F. OFFROAD ADJUSTABLE BRAKE LEVER KIT

Change controls with conditions. Adjustable trailside without tools for ideal comfort and control when riding in a seated or standing position. The rear brake lever adjusts upwards higher than the OE position for comfort when riding while standing. No tools required for adjustment. Durable black finish.

41600371 Black.
Fits '21-later RA1250, RA1250S, '24-later RA1250SE and '25-later RA1250ST models with original equipment clutch covers. Does not fit with accessory clutch medallions.

G. OFFROAD FOLDING AND ADJUSTABLE SHIFT LEVER KIT.

Change controls with conditions. Adjustable trailside for ideal comfort and control when riding in a seated or standing position or for rider preference. The footpeg position is adjustable on the lever for quick and easy position change. Adjustment changes shifter peg distance (fore/aft) relative to the footpeg. The footpeg folds away to prevent damage in a low-speed tip-over event. Durable black finish.

33600401 Black.
Fits '21-later RA1250, RA1250S, '24-later RA1250SE and '25-later RA1250ST models with original equipment clutch covers. Does not fit with accessory clutch medallions.

H. 80GRIT™ SHIFTER PEG

The rugged 80GRIT™ Collection foot controls combine form and function with the feel of an old-school BMX-style footpeg. Aluminum material with rugged styled edges, which complement the styling of the footpegs.

33600306 Black.
Fits '21-later models equipped with a Revolution® Max engine.

16 PAN AMERICA®

Wheels

A. LACED WHEELS

This laced wheel is as rugged as it looks. A new design has an aluminum rim and carbon steel with zinc plated spokes. The spokes are inserted through the aluminum wheel rim outside of the tire bead. An ideal wheel set for serious off-road adventure riding. Anodized matte black rim and gloss black acrylic e-coat hub. Strong, durable design intended for challenging off-road duty with no compromise of on-road performance. Design permits the use of a tubeless tire, which eliminates the weight of an inner tube. Spokes are repairable in the field without removing the wheel from the motorcycle.

43300821 19" Front.

Fits '21-later RA1250, RA1250S and '24-later RA1250SE models. Requires separate purchase of (qty 2) Front Brake Rotors P/N 41500195, (qty 10) Brake Rotor Hardware P/N 41500020 and Wheel Installation Kit P/N 42400038.

40900814 17" Rear.

Fits '21-later RA1250, RA1250S and '24-later RA1250SE models. Requires separate purchase of Wheel Installation Kit P/N 42400039.

B. WHEEL INSTALLATION KIT (ABS) – FRONT

Enables installation of front Laced wheel

42400038

Fits '21-later RA1250, RA1250S, '24-later RA1250SE and '25-later RA1250ST models.

WHEEL INSTALLATION KIT (ABS) – REAR

Enables installation of rear Laced wheel.

42400039

Fits '21-later RA1250, RA1250S, '24-later RA1250SE and '24-later RA1250ST models.

C. MOTORCYCLE TIRE PRESSURE MONITORING SYSTEM

The Harley-Davidson® Tire Pressure Monitoring System (TPMS) displays current front and rear tire pressure on the on the display screen and displays an indicator to alert the rider when tire pressure is low, and the pressure should be checked.

Fits '21-later Pan America models equipped with laced wheels, '23-later FLHXSE and FLTRXSE (except RH975 and RH975S and Japan models). This is a 116 degree sensor. Original Equipment on RA1250ST models with Cast Wheels.

42300150

Fits '20-later Touring models (except FLHXSE, FLTRXSE Japan models and Trike models) equipped with Original Equipment or Accessory wheels that accept a 90 degree TPMS sensor. Fits '21-later RA1250 and RA1250S models (except Japan) with Cast Wheels.

42300124A

D. HARLEY-DAVIDSON® TOOL KIT – PAN AMERICA®

A tool kit designed specifically for Pan America 1250 models. Provides tools necessary for external service and maintenance of your vehicle.

Kit Includes:

- 6" long nose locking pliers with wire cutter, Curved jaw line-man pliers with wire cutter
- L-handle 1/4" square drive, 1/4" square to 1/4" hex adaptor, 1/4" 8mm square drive
- 32mm flat wrench, 36mm/22mm flat wrench
- 14mm spark plug wrench, 6" adjustable wrench
- 22mm X 2cm hex large
- 1/4" hex drive bits: T25, T27, T30, T40, T45, T50, 4mm, 5mm, 6mm, with 9-bit holder
- 5 ft. length of 1.6mm safety wire, Duct tape roll 48-75mm width X 2 meters, Zip ties: (5) 6" long and (5) 12" long
- 2 tool handle extensions and tool pouch

14900127

For use with '21-later Revolution® Max models.



A. LACED WHEEL – 19" FRONT



B. WHEEL INSTALLATION KIT (ABS)



C. MOTORCYCLE TIRE PRESSURE MONITORING SYSTEM



D. HARLEY-DAVIDSON TOOL KIT – PAN AMERICA



E. MICHELIN ANAKEE WILD OFF-ROAD FRONT TIRE



E. MICHELIN ANAKEE WILD OFF-ROAD REAR TIRE



F. GENUINE HARLEY-DAVIDSON OIL FILTER – BLACK



G. PAN AMERICA ENDCAP STYLE FILTER WRENCH



H. H-D GENUINE SYN BLEND MOTORCYCLE OIL



I. HARLEY-DAVIDSON ORIGINAL EQUIPMENT SPARK PLUGS



J. SCREAMIN' EAGLE PERFORMANCE SPARK PLUGS

PAN AMERICA® 17

Garage

E. MICHELIN® ANAKEE WILD OFF-ROAD TIRES

All-new compounds, combined with an innovative tread pattern inspired by Dakar winning MICHELIN® Desert Race® tire, offering extraordinary longevity for extended adventure Off-road traction, handling, and precise steering thanks to an innovative tread pattern. The alignment of the scoop-shaped, staggered tread blocks offer traction on soft terrain and in all conditions. Resistant to damage and high temperatures due to optimized tread depth and a new compound. Excellent longevity. These tires may be installed on the Original Equipment cast aluminum or laced wheels

*Tires requires the purchase of a Digital Technician™ update completed by a Harley-Davidson® dealer.

Michelin® Anakee Wild Off-Road Front Tire

Fits '21-later RA1250, RA1250S and '24-later RA1250SE models.

43100049 120/70R19.

Michelin® Anakee Wild Off-Road Rear Tire

Fits '21-later RA1250, RA1250S and '24-later RA1250SE models.

43200050 170/60R17.

F. GENUINE HARLEY-DAVIDSON® OIL FILTER – BLACK

Trust the fit and performance. This Harley-Davidson® oil filter is the same Original Equipment filter that is installed at the factory. Designed and quality-tested for the Revolution® Max 1250 engine.

62700280A Spin On

Fits '21-later Revolution Max engine equipped models.

G. PAN AMERICA® ENDCAP STYLE FILTER WRENCH

14900138 Spin On

Fits '21-later Revolution Max engine equipped models.

H. H-D™ GENUINE SYN BLEND MOTORCYCLE OIL

Genuine SYN Blend Motorcycle Oil is a formulation engineered by Harley-Davidson and factory tested for optimal performance. This oil blends premium base stocks with premium Harley-Davidson proprietary additives for:

- Optimized durability.
- Minimal friction loss.
- Wide ambient operating temperature.
- Superior durability for engine components over a wide operating range and temperature.

Supports tighter engine tolerances in colder temperatures. Formulated for optimal clutch, engine, and transmission performance. Facilitates long life of emission components, including exhaust catalysts.

Fits '21-later Revolution Max engine equipped models.

62600099 Quart, US

62600102 Liter, AP

62600100 Litre, Can

62600101 Litre, EMEA/LA

I. HARLEY-DAVIDSON® ORIGINAL EQUIPMENT SPARK PLUGS

Stock replacement spark plugs.

31600190

Fits '21-later Revolution Max engine equipped models.

J. SCREAMIN' EAGLE® PERFORMANCE SPARK PLUGS

For Standard Compression Applications. Ribbed Core Technology (RCT) provides resistance to plug fouling. Designed with Original Equipment-style noise suppression to limit electrical interference with radios and communication equipment. Plated Jacket helps prevent corrosion in harsh weather and temperature conditions. Unique style with Screamin' Eagle logo. Sold in pairs

31600180

Fits '21-later Revolution Max engine equipped models.

SPORT



20 SPORT

Windshields

A. QUICK-RELEASE TOURING WINDSHIELD – CLEAR

Wind deflection with sporty style. This detachable windshield is designed specifically for the Nightster® model and can be installed or removed quickly and easily for desired style and protection. 17" clear windshield deflects wind flow over the head of most riders to reduce fatigue on long highway rides. Offers added rider protection from wind, rain and insects. Mounts to the forks with quick-release clamps so there is no leave-behind hardware when the windshield is removed. Black mounting hardware and support brackets match the style of the Nightster model. Harley-Davidson quality hard-coated polycarbonate material resists chips and scratching. Includes all necessary mounting hardware

57400479

Fits '22-later RH975 and RH975S models.

B. QUICK-RELEASE COMPACT WINDSHIELD – LIGHT SMOKE

Wind deflection with sporty style. This detachable windshield is designed specifically for the Nightster model and can be installed or removed quickly and easily for desired style and protection. 11" smoked windshield maintains consistent wind flow at shoulders and above for improved comfort and added protection from the elements. Light Smoke tint and compact design enhances the look of the bike. Mounts to the forks with quick-release clamps so there is no leave-behind hardware when the windshield is removed. Black mounting hardware and support brackets match the style of the Nightster model. Harley-Davidson quality hard-coated polycarbonate material resists chips and scratching. Includes all necessary mounting hardware

57400492

Fits '22-later RH975 and RH975S models.



A. QUICK-RELEASE TOURING WINDSHIELD – CLEAR



B. QUICK-RELEASE COMPACT WINDSHIELD – LIGHT SMOKE



C. QUICK-RELEASE COMPACT WINDSHIELD – DARK SMOKE



D. ENGINE GUARD – GLOSS BLACK



E. FLAT-OUT BAR – BLACK

SPORT 21

Windshield & Engine Guards

C. QUICK-RELEASE COMPACT WINDSHIELD

Wind deflection with sporty style. This detachable windshield is designed specifically for the Sportster® S model and can be installed or removed quickly and easily for desired style and protection. Shaped to maintain wind flow at shoulders and above for improved comfort or added protection from the elements while maintaining airflow. Mounts to the forks with quick-release clamps. Black mounting hardware and support brackets and dark windshield tint match the style of the Sportster® S model. Harley-Davidson quality hard-coated polycarbonate material resists chips and scratching. Includes all necessary mounting hardware.

57400459 Dark Smoke.

Fits '21-later RH1250S models.

D. ENGINE GUARD*

The strength of steel. This tubular steel engine guard is designed to help protect the Sportster® S motorcycle from cosmetic damage in the event of a stationary or low-speed tip-over. Strong one-piece tubular steel guard. Black finish matches the motorcycle chassis. Bolts onto existing mounting points for clean style and easy installation with no modifications. Includes all necessary mounting hardware.

49000194 Gloss Black.

Fits '21-later RH1250S models.

E. FLAT-OUT BAR – BLACK*

Get tip-over protection with sleek low-profile West Coast performance style, without "old school" hoops. Provides limited cosmetic vehicle protection to the front of the motorcycle in a low-speed tip-over event. Featuring a Gloss Black finish and stylish end caps with Harley-Davidson logo. Easy to replace in event of low-speed tip-over. Factory integrated design for an ideal fit and validated performance.

49000255

Fits '21-later RH1250S, RH975, and RH975S models.

***WARNING:** Engine guards may provide limited leg and cosmetic vehicle protection under unique circumstances (fall over while stopped, very low speed slide). They are not made nor intended to provide protection from bodily injury in a collision with another vehicle or any other object.

22 SPORT

Seats

A. SUNDOWNER™ SOLO RIDER SEAT – NIGHTSTER®

Maximize your miles. The Sundowner™ Solo Seat for the Harley-Davidson® Nightster® model can help keep you comfortable and alert until the next gas stop. Its enhanced bucket shape and spherical-void foam construction is designed to reduce numbing pressure points, and waterproof construction means you won't have a soggy bum after the rain quits. Enhanced bucket design cradles the rider and minimizes pressure points for improved long-haul comfort.

Waterproof construction and seam sealed stitch lines prevent water from soaking into the foam and leaving the rider with a damp bum. Factory fit retains access to fuel fill and under-seat features. Easy installation.

52000571

Fits '22-later RH975 models.



A. SUNDOWNER™ SOLO RIDER SEAT

B. SUNDOWNER™ PASSENGER PILLION

Share the ride and the comfort. Designed for the Nightster model, the Sundowner™ pillion is wider and longer than a standard accessory pillion for more miles of comfort. Designed to match the styling of the Sundowner™ Solo Rider Seat. Waterproof construction and seam sealed stitch lines prevent water from soaking into the foam and leaving the passenger with a damp bum. Uses factory mounting points for clean-and-easy installation and removal. Cover and stitching matches the Sundowner Solo Seat to maintain integrated motorcycle style. Includes all necessary mounting hardware.

52400288

Fits '22-later RH975 models equipped with Original Equipment or Sundowner solo seat. Installation requires separate purchase of Passenger Footpeg Mount and Peg Kit P/N 50502434.



B. SUNDOWNER™ PASSENGER PILLION

C. REACH® SOLO SEAT – NIGHTSTER

This seat is shaped to deliver the ergonomic position that a shorter rider needs for optimal comfort and control, while maintaining premium style. Places the rider a 0.5" (13mm) forward and 0.3" (8mm) lower when compared to the stock Nightster model seat. Heavily sculpted nose and inner thigh area greatly improves reach to ground and removes inner thigh pressure for shorter riders. Low overall height provides the rider with added confidence and control while the bike is at a stop or during parking maneuvers. Seat maintains style and fit of the stock seat for a great look. Seat width 12.8"

52000550

Fits '22-later RH975 models.



C. REACH® SOLO SEAT

D. PASSENGER PILLION

Share the ride and the fun. Designed for the Nightster® model, the pillion is secured to the tail section behind the solo seat. Uses factory mounting points for clean-and-easy installation and removal. Quality vinyl cover maintains integrated motorcycle style. Includes all necessary mounting hardware.

52400306

Fits '22-later RH975 models equipped with Original Equipment solo seat. Installation requires separate purchase of Passenger Footpeg Mount and Peg Kit P/N 50502434.



D. PASSENGER PILLION

SPORT 23

Seats

E. SWITCHBACK SEAT – NIGHTSTER®

Add some style and attitude with no comfort compromise. This one-piece, two-up seat offers a high-performance profile with a focus on design details. The One-piece two-up design incorporates rider seat and pillion. Featuring a Dimpled vinyl and raised pillow detail in center of rider position for a custom look along with contrasting stitching. A deep shape supports the aggressive rider and a clean style complements any custom direction.

52000655A

Fits '22-later RH975 and RH975S models.



E. SWITCHBACK SEAT – NIGHTSTER

F. SUNDOWNER™ SOLO SEAT – SPORTSTER® S MODEL

Head for the horizon. This Sundowner™ Seat provides the Sportster® S rider with maximum comfort for long rides. Enhanced bucket design and spherical-void foam construction for improved long-haul comfort. Extra support for more-aggressive riding. Seam sealed stitch lines prevent water from soaking into the foam and leaving the rider with a damp bum. Details in the top seat cover enhance overall style.

52000510

Fits '21-later RH1250S models.



F. SUNDOWNER SOLO SEAT – SPORTSTER S MODEL

G. SUNDOWNER PASSENGER PILLION

Share the ride and the fun. Designed for the Sportster S model, the pillion is secured to the tail section behind the solo seat. Pillion upholstery detail matches the accessory Sundowner Solo Seat P/N 52000510 (sold separately) for an integrated look and fit on the motorcycle. Slightly larger width than the standard accessory pillion for added passenger comfort. Seam sealed stitch lines prevent water from soaking into the foam and leaving the passenger with a damp bum. Kit includes a rear fender extension designed to deflect spray or debris from the passenger's back. The pillion also provides a solid base for accessory Tail Bag luggage P/N 93300128 (sold separately). Includes all necessary mounting hardware.

52400251

Fits '21-later RH1250S models equipped with Sundowner Solo Seat P/N 52000510. Installation requires separate purchase of Passenger Footpeg Mount Kit P/N 50502192 and passenger footpegs.



G. SUNDOWNER PASSENGER PILLION

H. PASSENGER PILLION

Share the ride and the fun. Designed for the Sportster S model, the pillion is secured to the tail section behind the solo seat. Pillion upholstery matches the Original Equipment rider seat for an integrated look and fit on the motorcycle. Kit includes a rear fender extension designed to deflect spray or debris from the passenger's back. The pillion also provides a solid base for accessory Tail Bag P/N 93300128 (sold separately). Includes all necessary mounting hardware.

52400271

Fits '21-later RH1250S models equipped with Original Equipment solo seat. Installation requires separate purchase of Passenger Footpeg Mount Kit P/N 50502192 and passenger footpegs.



H. PASSENGER PILLION

24 SPORT

Backrests & Racks

A. HOLDFAST™ SISSY BAR UPRIGHT – LOW HEIGHT – GLOSS BLACK

A sissy bar and passenger backrest pad is the starting point for building a complete touring machine. The backrest adds long-range comfort and support and provides a feeling of confidence and control for the passenger. HoldFast™ One-Piece Uprights feature an exclusive latch system that permits the backrest to be installed or removed in seconds to add versatility to your ride. The HoldFast sissy bar upright simply slips into position on the docking points, and the fingertip latches are clicked into position for a positive lock. Gloss Black Finish. An ideal location to secure cargo. Improves passenger comfort and confidence. Available in short and standard height for optimized passenger back support. Works with Compact Passenger Backrest Pads (sold separately).

52300702A

Fits '22-later RH975 and RH975S models.



A. HOLDFAST™ SISSY BAR UPRIGHT – LOW HEIGHT – GLOSS BLACK




A. HOLDFAST™ SISSY BAR UPRIGHT – LOW HEIGHT – GLOSS BLACK

B. PASSENGER BACKREST KIT

This low padded backrest slides into position on Passenger Pillion Kit P/N 52400271 or 52400251 (sold separately) and is secured to the tail section to provide ideal passenger confidence and comfort. Integrated design with the Sportster® S model for easy installation and removal. Pad matches the upholstery of the Original Equipment seat for an integrated look. The backrest is not designed to support luggage. Includes required mounting hardware.

52300715

Fits '21-later RH1250S models. Requires separate purchase of Passenger Pillion Kit P/N 52400271.




B. PASSENGER BACKREST KIT

C. HOLDFAST™ DOCKING HARDWARE KIT

The ideal choice for maximum versatility, this complete kit contains the docking hardware necessary to install all HoldFast™ detachable accessory options. Even if you only install a passenger backrest today, this kit allows you to add additional accessories in the future. Gloss Black Finish. Allows the addition of accessories as your customizing demands change. Includes docking points to allow installation of H-D® Detachables™ Sissy Bar and Solo Luggage Rack. This kit has been tested and validated to the rigorous standards required from the Harley-Davidson brand of premium products.

52300705

Fits '22-later RH975 and RH975S models..



C. HOLDFAST™ DOCKING HARDWARE KIT

D. OVERWATCH THROW-OVER SADDLEBAGS

Perfect for a road-trip weekend or the daily commute, these convenient Throw-Over bags are designed to be easy to install or remove from the motorcycle and can be zipped off their yoke to carry away with convenient built-in handles. Constructed from 1680 denier, UV-stable, PVC-backed nylon. Adjustable Yoke fits below or over passenger seat. Zippers on each side of the yoke make it easy to release the bags to carry into home, hotel or work. Roll-top waterproof liners protect gear from the weather. Liners are high-visibility gray color, making the bag contents visible even in low light. Zippered pocket in each bag lid to hold small items such as keys or wallet. Laser-cut MOLLE system on bag tops and ends provide mounting options for straps, bungee cord or carabiners to secure gear externally. Rugged quick-release buckles secure the lids. Luggage capacity: 700 cubic inches per bag, 6 pound load rating per bag.

90202693

Fits MY22-later RH975 and RH975S. Fits '00-later XL models (except XL1200CX, XL1200S, XL1200T, and '02-'03 XL883R) and '94-'15 XL models (except XL1200S, XL1200T, and '02-'03 XL883R) without H-D Detachables. Fits '08-later Dyna® models (except FLD) without H-D® Detachables sissy bars or racks. Fits '18-later FL5L, FXBB, FXBBS and FXST. All fitments require model specific H-D Saddlebag supports.

E. THROW-OVER SADDLEBAG SUPPORT – NIGHTSTER®

Required support for installation of Overwatch Throw-Over Saddlebags P/N 90202693. Easy installation to existing mounting points. Black finish is inconspicuous when bags are not installed. Includes mounting hardware.

90202689

Fits '22-later RH975 and RH975S models.



D. OVERWATCH THROW-OVER SADDLEBAGS



E. THROW-OVER SADDLEBAG SUPPORT – NIGHTSTER

SPORT 25

Luggage

F. DETACHABLE SADDLEBAGS

Optimize your Nightster® model with next generation of stylish, versatile and easy-to-use saddlebags from Harley-Davidson. Handle-mounted locks secure luggage lids and prevent access to the attachment mechanism to reduce the chance of theft. Fast and easy to mount and remove with a positive "click" to when the luggage is secured to the mounts. Ride with confidence in the wet weather thanks to advanced water sealing that keep luggage content dry. Size and shape of luggage is optimized for the Nightster® model to deliver maximum capacity without affecting comfort or the installation of other accessories. Nightster® models require separate purchase of Turn Signal Relocation Kit 67801297

90202254

Fits '22-later RH975 models. Requires separate purchase of Turn Signal Relocation Kit P/N 67801297.

Shown with:

TURN SIGNAL RELOCATION KIT

Provides third mounting point for Detachable Saddlebags (P/N 90202254, sold separately). Required to ensure proper attachment and functionality of the bags. Ensures compliance for license plate and turn signal visibility

67801297

Fits '22-later RH975 models.



F. DETACHABLE SADDLEBAGS

G. TAIL BAG – SPORTSTER® S MODEL

This expandable Tail Bag luggage is designed to fit and look great on the Sportster® S model, and provides a convenient luggage option for ride essentials that is easy to install and remove. The Tail Bag is secured to the motorcycle tail section with quick-release straps and cam-lock buckles. The bag interior is bright orange to make it easier to see the contents. A carry handle makes it easy to move from bike to home or office. Includes waterproof rain cover. Luggage capacity is 5 pounds. The main compartment volume is expandable from 8.2 liters to 11.5 liters. Requires the Tail Bag be installed over the accessory Passenger Pillion Kit P/N 52400271 or 52400251 (sold separately).

93300128

Fits '21-later RH1250S models. Requires separate purchase of accessory passenger pillion for installation.

H. SINGLE-SIDED SWINGARM BAG – CLASSIC

Room for essentials with classic style, the Single-Sided Swingarm Bag is updated with modern design. Bag secures to left-side swingarm with easy-to-use straps and a semi-rigid back. Large enough to hold riding essentials you can't carry in a pocket, including most medium sized bottles. The detachable backwall organizer makes pre-packing the bag easy without having to squat or bend down to the bag. A waterproof removable liner helps keep contents dry. Engineered to not affect motorcycle lean angle. The black leather shell has a classic look that gains patina with age. Bag support required for installation.

90202530

Fits '21-later RH1250S and '22-later RH975 and RH975S models. RH1250S models require separate purchase of bracket P/N 90202533. RH975 models require separate purchase of bracket P/N 90202532

I. SINGLE-SIDED SWINGARM BAG – MODERN

Room for essentials with classic style, the Single-Sided Swingarm Bag is updated with modern design. Bag secures to left-side swingarm with easy-to-use straps and a semi-rigid back. Large enough to hold riding essentials you can't carry in a pocket, including most medium sized bottles. The detachable backwall organizer makes pre-packing the bag easy without having to squat or bend down to the bag. A waterproof removable liner helps keep contents dry. Engineered to not affect motorcycle lean angle. The black nylon shell is durable and fade-resistant. Bag support required for installation.

90202531

Fits '21-later RH1250S and '22-later RH975 and RH975S models. RH1250S models require separate purchase of bracket P/N 90202533. RH975 models require separate purchase of bracket P/N 90202532.



G. TAIL BAG – SPORTSTER S MODEL



H. SINGLE-SIDED SWINGARM BAGS – CLASSIC



I. SINGLE-SIDED SWINGARM BAGS – MODERN

26 SPORT

Foot Controls

A. FORWARD CONTROL KIT – GLOSS BLACK

Stretch out for maximum comfort and style. Gloss Black finish Moves the controls 10.2" (259mm) forward and 1.6" (40mm) upward from the Original Equipment foot position, providing a comfortable riding position. Does not compromise motorcycle lean angle. Ideal for taller riders or those that like to stretch out when hitting the open road. Includes all components necessary to convert your mid-controls to forward controls.

50502205

Fits '22-later RH975 and '23-later RH975S models not equipped with engine guards. Requires separate purchase of Chin Guard P/N 57200347.

B. CHIN GUARD

Replacement Chin Guard offers factory mounting locations and updated design to accommodate pass through of accessory forward foot controls or engine guard. Original Equipment mounting locations for easy bolt-on installation. No cutting or other modification required for a factory finish out of the box.

57200347

Fits '22-later RH975 and '23-later RH975S models.

C. MID-CONTROL KIT

Move your feet. This complete mid-control conversion kit puts the Sportster® S motorcycle rider in a more-aggressive foot position for enhanced comfort and cornering confidence. It also reduces the reach to foot controls, an ergonomic advantage for riders of shorter stature. Relocates the left and right rider foot pegs and foot controls from the Original Equipment forward position to a mid-position on the bike. Installation does not compromise motorcycle lean angle. Mid-controls may be installed with passenger footpegs. Factory design ensures ideal fit and function. Includes all necessary mounting components and hardware.

50502136

Fits '21-later RH1250S models.

D. BLACK SHIFT LINKAGES

Complete a custom look when installing black accessory foot controls. Direct replacement for Original Equipment linkage ensures proper fit and performance. Durable black finish.

33600402

Fits '21-Later RH1250S models with original equipment forward controls.

33600403

Fits '22-later RH975 and '23-later RH975S models with original equipment mid-controls.



A. FORWARD CONTROL KIT – GLOSS BLACK



B. CHIN GUARD



C. MID-CONTROL KIT




D. BLACK SHIFT LINKAGES



D. BLACK SHIFT LINKAGES



E. WILD ONE COLLECTION – REAR BRAKE LEVER



F. WILD ONE COLLECTION – SHIFTER PEG



G. '66 COLLECTION – REAR BRAKE LEVER



G. '66 COLLECTION – REAR BRAKE LEVER



H. PASSENGER FOOTPEG MOUNT KIT
(SHOWN WITH PASSENGER FOOTPEG P/N 50502026)



I. PASSENGER FOOTPEG MOUNT & PEG KIT



I. PASSENGER FOOTPEG MOUNT & PEG KIT

SPORT 27

Foot Controls

E. WILD ONE™ COLLECTION – REAR BRAKE LEVER

Machined aluminum highlights. Complete this custom look with additional accessories from the Wild One™ Collection.

41600326

Fits '21-later RH1250S models.

F. WILD ONE COLLECTION – SHIFTER PEG

Machined aluminum highlights. Complete this custom look with additional accessories from the Wild One Collection.

33600338

Fits '21-later Revolution Max engine-equipped models.

G. '66 COLLECTION – REAR BRAKE LEVER

Durable satin black finish. Complete this custom look with additional accessories from the '66 Collection.

41600370

Fits '22-later RH975 and '23-later RH975S models. Requires separate purchase of Brake Pedal Pad P/N 50600483.

41600348

Fits '21-later RH1250S models. Requires separate purchase of Brake Pedal Pad P/N 50600483.

H. PASSENGER FOOTPEG MOUNT KIT

Share the ride and the fun with passenger footpegs for the Sportster® S motorcycle. The foot peg mounts match the look of the motorcycle and bolt directly to integrated mounting points on the bike, for an easy clean-looking installation. Kit includes black left and right foot peg supports and mounting hardware. Footpegs and foot peg hardware sold separately.

50502192A

Fits '21-later RH1250S models. Separate purchase of Passenger Footpegs is required

I. PASSENGER FOOTPEG MOUNT & PEG KIT

Share the ride and the fun with passenger footpegs for the Nightster® motorcycle. The footpeg mounts match the look of the motorcycle and bolt directly to integrated mounting points on the bike, for an easy, clean-looking installation. Kit includes black left and right footpeg supports, mounting hardware and footpegs. Easy to install

50502434

Fits '22-later RH975 and '23-later RH975S models.

28 SPORT

Handlebars

A. MOTO BAR – NIGHTSTER®

When installed with our 5" riser this 1" diameter Moto Bar moves hand controls 2 inches up and 1 inch back to put the rider in a commanding position on the motorcycle. Features a Gloss Black finish and a performance-style flat-track bend that moves hand controls up and back. Original Equipment on Nightster Special model.

55801558

Fits '22-later Nightster models. Requires separate purchase of additional components, including Nightster 5" Riser P/N 55900307

B. NIGHTSTER RISER – 5"

When installed with our Moto Bar this 5" riser moves hand controls 2 inches up and 1 inch back to put the rider in a commanding position on the motorcycle.

55900307

Fits '22-later Nightster models. Requires separate purchase of additional components, including P/N 55801558.

C. REACH® HANDLEBAR

With a shape designed to place the handlebars closer to the rider, this Reach® Handlebar puts the rider in an upright seating position for added comfort and control. Designed to place the handlebars closer to the rider for ideal fit, comfort and control. Nightster® models require separate purchase of Brake Line P/N 41800874. Gloss Black finish 1" bar diameter.

55801263

Fits '21-later RH1250S and '22-later RH975 models.

D. TRACKER HANDLEBAR

Inspired by rough-and-tumble flat track race bikes, this handlebar is wider and taller than stock and features a cross brace. Designed to give the Sportster® S and Nightster models additional leverage during spirited riding. Fixed cross-bar gives aggressive look to front end. Nightster models require separate purchase of Brake Line P/N 41800874. Gloss Black finish

55801280

Fits '21-later RH1250S '22-later RH975 models.



A./B. NIGHTSTER MOTO BAR AND 5" RISER



C. REACH® HANDLEBAR




D. TRACKER HANDLEBAR

*NOTE: Installation of some handlebars and risers may require a change in clutch and/or throttle cable and brake lines for some models. Handlebar height is regulated in many locations. Check local laws to ensure your motorcycle meets applicable regulations.



E. CHROME EXHAUST SHIELDS



F. HEAVY BREATHER AIR CLEANER – CHROME

F. HEAVY BREATHER AIR CLEANER – BLACK



G. VELOCITY STACK – BLACK (RAW SHOWN INSET)

SPORT 29

Intakes

E. CHROME EXHAUST SHIELDS

Use these shields to quickly and easily change the exhaust appearance to add some contrast. The perfect complement to a chrome Heavy Breather.

65400681

Fits '22-later RH975 and RH975S models.

F. HEAVY BREATHER AIR CLEANER

This forward-facing exposed element Air Cleaner kit is sure to turn heads at the starting line. Featuring a gloss back or chrome elbow and exposed high-flow filter, the performance feel is unmistakable. Exposed high-flow filter for an aggressive, high-performance look. Washable and rechargeable filter element saves time and money over the long run versus buying replacement filters. Lightweight die-cast aluminum intake tube and backing plate for smooth airflow into the engine. Kit includes all necessary mounting hardware

Fits '22-later RH975 models

29400442 Chrome.

29400440 Black.

G. VELOCITY STACK

Add the look of wide-open performance with this hot rod style side-draft intake. 2.5" spun aluminum stack with hidden fasteners and a durable black anodized finish for a clean custom look. Stainless steel mesh screen adds classic detail. Black backing plate lets the raw velocity stack pop with contrast

Fits '22-later RH975 models

29400453 Black.

29400433 Raw w/ Clear.

30 SPORT

Wild One™ Collection

WILD ONE™ COLLECTION

Add daring, raw-and-rugged style with durable billet aluminum Wild One™ Collection accessories. Each is finished in gloss black with bright, machined aluminum highlights, a variety of textures and exposed hardware to communicate power, speed, and performance.

A. WILD ONE™ COLLECTION – HAND GRIPS

Glueless design permits removal for servicing without damage. Rubber provides a positive grip while riding. Sold as a pair.

56100462

Fits '21-later Revolution® Max engine-equipped models. Does not fit models with original equipment heated grips.

56100483 Heated.

Fits '21-later RA1250S, RH1250S and RH975S models. RH1250S and RH975S models require a Digital Technician™ update by a Harley-Davidson® dealer.



A. WILD ONE COLLECTION – HAND GRIPS

B. WILD ONE COLLECTION – MIRRORS

Includes Left and Right mirror and mounting hardware.

56000241

Fits '21-later Revolution Max engine-equipped models. RH975, RH975S and RH1250S models require separate purchase of Handlebar End Cap P/N 55801095, 55900246, 55900247 or 55900248.



B. WILD ONE COLLECTION – MIRRORS

C. WILD ONE COLLECTION – RIDER FOOTPEGS

Includes Left and Right footpegs.

50502020

Rider. Fits rider position on '21-later RH1250S models.

50502026

Passenger. Fits passenger position on '21-later RH1250S, '22-later RH975 and '23-later RH975S models. RH1250S models require separate purchase of Passenger Footpeg Mount Kit P/N 50502192A. RH975 models require separate purchase of Passenger Footpeg Mount Kit P/N50502434.



C. WILD ONE COLLECTION – RIDER FOOTPEGS

D. WILD ONE COLLECTION – CAM SPROCKET MEDALLIONS

Sold as a set of two adhesive covers.

14101557

Fits '21-later RA1250, RA1250S, RH975, RH1250S, '23-later RH975S, '24-later RA1250SE and '25-later RA1250ST models.



D. WILD ONE COLLECTION – CAM SPROCKET MEDALLIONS

E. WILD ONE COLLECTION – ALTERNATOR PLUG COVER

Includes Left and Right mirror and mounting hardware.

25701181

Fits '21-later RA1250, RA1250S, RH975, RH1250S, '23-later RH975S, '24-later RA1250SE and '25-later RA1250ST models.



E. WILD ONE COLLECTION – ALTERNATOR PLUG COVER

F. WILD ONE COLLECTION – CLUTCH MEDALLION

HDMC "dog tag" style logo adds subtle authenticity. Includes mounting hardware.

14101402

Fits '21-later RA1250, RA1250S, RH975, RH1250S, '23-later RH975S, '24-later RA1250SE and '25-later RA1250ST models.



F. WILD ONE COLLECTION – CLUTCH MEDALLION

G. WILD ONE COLLECTION – TIMER MEDALLION

Machined aluminum highlights. Includes mounting hardware.

14101398

Fits '21-later RA1250, RA1250S, RH975, RH1250S, '23-later RH975S, '24-later RA1250SE and '25-later RA1250ST models.



G. WILD ONE COLLECTION – TIMER MEDALLION

For additional Collections that fit Sport models, see the Engine Trim and Controls sections of this catalog.

SPORT 31

Chassis Trim

H. FRONT AXLE NUT COVERS – GLOSS BLACK

Cover the front axle in style. These smooth custom die-cast Axle Nut Covers add the finishing detail to complete a custom front end. Easy to install. Includes all necessary mounting hardware. Sold in pairs

43000214

Fits '21-later RA1250, RA1250S, RH1250S, '22-later RH975, '24-later RA1250SE and '25-later RA1250ST models.



H. FRONT AXLE NUT COVERS – GLOSS BLACK

I. REAR AXLE NUT COVERS – GLOSS BLACK

Cover the rear axle in style. These smooth custom die-cast Axle Nut Covers add the finishing detail to complete the custom look. Easy to install. Includes all necessary mounting hardware. Sold in pairs

43000215

Fits '21-later RA1250, RA1250S, RH1250S, '24-later RA1250SE and '25-later RA1250ST models.



I. REAR AXLE NUT COVERS – GLOSS BLACK

J. SWINGARM PIVOT BOLT COVERS – GLOSS BLACK

Conceal the swingarm pivot bolt for a clean style detail. These easy-to-install covers hide the Original Equipment hardware. Gloss black finish. Kit includes left and right die-cast pivot bolt covers. Easy to install

47500047

Fits '21-later RH1250S, '24-later RA1250SE and '25-later RA1250ST models. Does not fit with Passenger Footpeg Mount Kit P/N 50502192.

K. SECURITY SIREN KIT

Plug in this very loud siren for additional peace of mind that your motorcycle is protected. The siren sounds an alarm when the Factory Security System is activated. Easy-to-install plug-and-play connection to vehicles equipped with a Harley-Davidson® Factory Security System. Homologated for International use

69000124

Fits '21-later RA1250, RA1250S, RH975, RH975S, RH1250S and '25-later RA1250ST models, '17-later XG, '02-'17 VRSC™, '14-later XL, '04-'17 Dyna®, '03-later Softail® (except FXCW and FXCWC), '02-later Touring and '09-later Trike models equipped with H-D® Smart Security System or H-D® Factory Security System. '21-'23 RA1250, RA1250S and RH1250S models require separate purchase of Adapter Wire P/N 69202993 and two cable ties P/N 10065. '17-later XG models require separate purchase of mounting bracket P/N 69201473. 2002-2006 VRSCA, VRSCB, VRSCD Models require the purchase of a loop side Velcro strip, P/N 59274-01.

Also available:

SIREN ADAPTER WIRE

Required to install Security Siren P/N 69000124 on '21-'23 RA1250, RA1250S, RH975S and RH1250S models.

69202993



J. SWINGARM PIVOT BOLT COVERS – GLOSS BLACK



K. SECURITY SIREN KIT

CRUISER



34 CRUISER

Windshields

A. QUICK-RELEASE COMPACT WINDSHIELD

Combine the classic Harley-Davidson® windshield shape with a revolutionary new attachment system and you have the best of style and function. The windshield mounts to the fork tubes with elegant die-cast lever-release clamps, so the windshield does not require any leave-behind docking hardware. You get quick on-and-off convenience and a clean, custom look. No tools are required and the kit includes everything needed to install the windshield. The tough, hard-coated polycarbonate windshield is available with traditional polished or gloss black horizontal and vertical braces.

Fits '88-'22 XL (except XL1200CX, XL1200T, XL1200X, XL1200XS and '11-'22 XL883L and XL1200C), XL1200NS requires removal of headlight visor. Also fits '91-'05 Dyna® models (except FXDWG and FXDXT).

58063-04 18" Clear – Polished Braces.
Windshield dimensions: Overall height – 26.8"; width – 19.7".

58602-04 14" Light Smoke – Polished Braces.
Windshield dimensions: Overall height – 22.8"; width – 19.5".



A. QUICK-RELEASE COMPACT WINDSHIELD – 18" CLEAR



A. QUICK-RELEASE COMPACT WINDSHIELD – 14" LIGHT SMOKE
(POLISHED BRACES SHOWN)



B. SPORT WINDSHIELD KIT – (58192-87A SHOWN)



C. LOCKING QUICK-RELEASE WINDSHIELD CLAMP



D. FRONT TURN SIGNAL RELOCATION KIT

CRUISER 35

Windshields

B. SPORT WINDSHIELD KIT

Formed of polycarbonate and hard-coated to resist scratching. Light smoke windshield is contoured to fit the headlamp and incorporates adjustable four-point mounting. Functional styling helps deflect wind to reduce upper body fatigue.

58192-87A 18" Light Smoke.
Fits '88-'22 XL (except XL883C, XL1200C, XL1200CX, XL1200T, XL1200X, XL1200XS and '11-'22 XL883L). XL1200NS requires removal of headlight visor. Also fits '95-'05 Dyna® models (except FXDWG and FXDXT). Includes black mounting hardware. Windshield dimensions: Overall height – 18.5"; width – 16.3".

C. LOCKING QUICK-RELEASE WINDSHIELD CLAMP

Kit includes one locking clamp and two matching keys.

57400536 39mm.
Fits '88-'22 XL (except '16-'22 XL1200CX, XL1200X and XL1200XS) and '91-'05 Dyna models (except FXDWG) equipped with Quick-Release Style windshields.

D. FRONT TURN SIGNAL RELOCATION KIT

Fits '88-'22 XL (except XL1200CX, XL1200T, XL1200X, XL1200XS and '11-'22 XL883L and XL1200C) and '91-'05 Dyna models (except FXDWG and FXDXT).

68517-94A Chrome.

68643-09 Gloss Black.

36 CRUISER

Seating – Reach*

A. SUPER REACH® SOLO SEAT

Get a little bit closer. Super Reach® forward position seats are designed to move riders with a shorter inseam even closer to the controls and to bring the legs closer together so that your feet rest firmly on the pavement. After hundreds of hours of on-road and ergonomic testing, the seat shape and foam density were selected as the ideal position for riders 5'-0" to 5'-4" tall. The Super Reach Seat moves the rider 1.5" closer to the controls compared to stock seat on XL883L model, and 2" closer and .5" lower compared to stock seat on XL1200C model. The nose is 1.0" narrower than the stock seat, and it is tastefully sculpted to look great with any size Sportster® fuel tank. The combination of premium textured and smooth vinyl surfaces and charcoal gray stitching and embroidered Bar & Shield logo really set the seat apart. For the ultimate solo touring setup, add the Quick Release Rider Backrest P/N 52300245.

52000207


Fits '10-'22 XL models. Seat width 9.5".

B. REACH SEAT

Designed specifically for riders requiring a close to the bar riding position, without compromising comfort. This seat positions the rider approximately .5" forward, closer to the hand and foot controls. The narrow front profile brings your legs closer together to help you plant your feet firmly on the ground. The slightly bucketed rider seat offers lower back support and features a textured insert to prevent you from sliding around while riding.

51737-07

Fits '07-'22 XL models equipped with 2.2 or 3.3 gallon fuel tanks. Models not equipped with passenger pegs require separate purchase of Passenger Footpeg Kit P/N 50203-04 ('04-'13 models) or P/N 50500270 ('14-'22 models). XL883N, XL1200N and XL1200X models also require separate purchase of Retention Washer P/N 7487. Seat width 14.0"; passenger pillion width 10.0".



A. SUPER REACH SOLO SEAT



B. REACH SEAT



Reach Seats



Tallboy Seats

CRUISER 37

Seating — Comfort & Touring

C. SUNDOWNER™ SOLO SEAT

Ride sun-up to sun-down in comfort and style. The Sundowner™ Solo Seat's shape and foam density were developed and refined during hundreds of hours of test rides and ergonomic evaluations. The unique seat features a deep bucket design that cradles the tailbone and provides back support for the rider. The narrow nose of the seat was sculpted to bring the legs closer together, and to look great with any size Sportster® fuel tank. The seat is constructed with premium textured vinyl surfaces for comfort and durability, and features embroidered Bar & Shield logos for style. For two-up riding, simply add the comfortable Sundowner Passenger Pillion P/N 52400121.

52000203

Fits '10-'22 XL models. Not compatible with Rider Backrest P/N 52300245. Seat width 15.0".

D. SUNDOWNER PASSENGER PILLION

Bring someone along for the ride without giving up your solo status. This carefully styled pillion matches the Sportster Sundowner Solo Seat and provides the passenger with great Sundowner comfort. The pillion is shaped to maximize support on a long ride, and is constructed with premium foam and textured vinyl for years on the road.

52400121

Fits '10-'22 XL models (except XL1200CX) equipped with Sundowner Solo Seat P/N 52000203. Models not equipped with passenger pegs require separate purchase of Passenger Footpeg Kit P/N 50500270 ('14-later models) or 50203-04 ('10-'13 models). Pillion width 11.0".

E. BADLANDER® CUSTOM SEAT

It's good to be bad. The low and lean Badlander Custom Seat is designed to fit your bike like a glove. The Badlander Seat delivers low-slung cruiser style from the fuel tank to the rear fender, and gives you the feeling of sitting "in" the bike and not on top of it. Ideal for both short riders needing to be closer to the ground, or for tall riders who want to move back in the bike without sitting higher, the seat delivers a riding position that is lower and generally farther back than the stock seat. This Badlander Seat features rich textured vinyl seating surfaces for durability, and charcoal black leather side panels and dark gray stitching and Harley-Davidson embroidered script for style. The narrow nose of the seat is sculpted to complement any size Sportster® fuel tank.

52000211A

Fits '10-'22 XL models. Models not equipped with passenger pegs require separate purchase of Passenger Footpeg Kit P/N 50203-04 ('10-'13 models) or P/N 50500270 ('14-'22 models). XL1200CX requires separate purchase of Low Profile Sissybar Upright P/N 52300403. Seat width 11.5"; passenger pillion width 5.5".



C. SUNDOWNER SOLO SEAT



D. SUNDOWNER PASSENGER PILLION



E. BADLANDER CUSTOM SEAT

38 CRUISER

Seating — Low Profile

A. PASSENGER PILLION

Bring a guest along on your solo seat-equipped Sportster® model. The cover and stitching of this Passenger Pillion complements the solo seat. Kit includes grab strap and mounting hardware.

52400125 '16 XL1200X Style.
Fits '16-'22 XL1200X and XL1200XS models with Original Equipment solo seat. Models not equipped with passenger pegs require separate purchase of Passenger Footpeg Kit P/N 50500270. Seat width 7.5".

52400127 '16 XL883N Style.
Fits '16-'22 XL883N models with Original Equipment solo seat. Models not equipped with passenger pegs require separate purchase of Passenger Footpeg Kit P/N 50500270. Seat width 7.5".

B. QUICK-RELEASE SEAT HARDWARE KIT

This Quick-Release Hardware Kit allows the rider to remove one-piece Harley-Davidson® seats quickly and easily. A raised-logo Harley-Davidson emblem finishes the look. SAE 1/4"-20 thread.

Fits '97-'22 XG, XL, Dyna®, Softail® (except '12-'17 FLS models equipped with Original Equipment seat), Touring and Trike models equipped with SAE 1/4"-20 seat mount hardware. Does not fit seats equipped with spring-loaded rear seat bracket.

51676-97A Chrome.

10500093 Gloss Black.



A. PASSENGER PILLION — (52400125 SHOWN)



A. PASSENGER PILLION — (52400127 SHOWN)



B. QUICK-RELEASE SEAT HARDWARE KIT — CHROME



B. QUICK RELEASE SEAT HARDWARE KIT — GLOSS BLACK

NOTE: Some Harley-Davidson® seats are made of leather. Fine leathers or other natural materials WILL gain "character," such as wrinkles or wear, with age. This is normal. A fine, aged patina and character wrinkles are a sign of the extremely high-quality materials used to construct your seat or backrest. The appearance of scars or marks on the leather are a result of using natural leather panels and should not be thought of as an imperfection. Please use Harley-Davidson® Leather Protectant P/N 93600034 to protect your investment.

CRUISER 39

Seating — Low Profile

C. LOW SISSY BAR UPRIGHT

Shaped to complement a thicker passenger pillion, this Low Sissy Bar Upright stands between the Standard and Short Sissy Bar Upright. The ideal match for touring style seats, this upright also offers an additional height option to riders with custom-style seats.

Fits '04-'22 XL models with H-D® Detachables™ sideplates, '06-'17 Dyna® (except FXDF, FXDFSE and '10-'17 FXDWG), '84-'05 Softail® (except FXSTD) and '06-later FL Softail models (except '07-'17 FLS, FLSS, FLSTF, FLSTFB, FLSTFBS, FLSTSE and FLSTSB and '06 FLSTFSE) with appropriate sideplates.

52300022 Chrome.

D. STANDARD SISSY BAR UPRIGHT

Give your passenger additional back support with a Standard Sissy Bar Upright, designed to accept a wide variety of Backrest Pads.

Fits '04-'22 XL models with H-D Detachables sideplates, '06-'17 Dyna (except FXDF, FXDFSE and '10-'17 FXDWG), '84-'05 Softail (except FXSTD) and '06-later FL Softail models (except '07-'17 FLS, FLSS, FLSTF, FLSTFB, FLSTFBS, FLSTSE and FLSTSB and '06 FLSTFSE) with appropriate sideplates.

52300018 Chrome.

52300020 Gloss Black.

E. PASSENGER BACKREST PADS

Styled to complement available touring and custom seats.


Fits models equipped with One Piece H-D® Detachables™ Sissy Bar Upright P/N 52729-08, 51853-07, 51849-07, 51146-10A, 51161-10A, 52300040A, 52300042A, 52300044A or 52300046A.

52631-07 Smooth Black.

F. LOW-PROFILE SISSY BAR UPRIGHT

This low and lean one-piece bar mounts between the fender and fender struts for a clean, close-to-the-bike profile. The gloss black round bar upright delivers a simple bobber look on a solo seat-equipped bike, and provides the perfect passenger "butt-stop" for a Sportster® model equipped with a low-profile two-up seat. The bar also accepts Slip-Over Pad P/N 51732-10 for added passenger comfort.

52300403
Fits 16-'20 XL1200CX models with Original Equipment two-up seat and '07-'22 XL models equipped with solo or Badlander® two-up seats.



C. LOW SISSY BAR UPRIGHT — CHROME



D. STANDARD SISSY BAR UPRIGHT — CHROME



E. PASSENGER BACKREST PAD — SMOOTH BLACK



F. LOW-PROFILE SISSY BAR UPRIGHT

SPORTSTER

40 CRUISER

Backrests & Racks

PASSENGER BACKREST PADS

Choose from a wide variety of backrest pad sizes and shapes to match your comfort and style demands. Designed to complement Original Equipment and accessory seats, these pads are engineered to fit specific sissy bar upright types.

A. BACKREST PADS

Sized to fit medallion and mini medallion-style sissy bar uprights. Pad mounts with single center screw and bolt-on mounting strap. Includes chrome-plated mounting hardware.

Fits Low Medallion Style Sissy Bar Upright P/N 52754-04 or 51851-09, Low Square Bar Mini-Medallion Style Sissy Bar Upright P/N 53282-06, Standard Square Bar Mini Medallion Style Sissy Bar Upright P/N 53281-06 or 53407-06, Standard Medallion Style Sissy Bar Upright P/N 52735-85, 53007-98, 52655-84, 52909-02 or 51517-02, Standard Bar & Shield Style Sissy Bar Upright 52739-83 or 51514-02, Standard Heritage Style Sissy Bar Upright P/N 52731-00 and Low Round Bar Sissy Bar Upright P/N 52300022 or 52300024.

- 1. **52652-04** Smooth.
- 2. **52626-04** Smooth Top-Stitched.



A. BACKREST PADS

B. BACKREST PADS

Sized to fit medallion and mini medallion-style sissy bar uprights. Pad mounts with single center screw and bolt-on mounting strap. Kit includes chrome-plated mounting hardware.

Fits Low Medallion Style Sissy Bar Upright P/N 52655-84, 52909-02, 52754-04, 51851-09, Standard Medallion Style Sissy Bar Upright P/N 52735-85 or 52877-08, Standard Square Bar Mini Medallion Style Sissy Bar Upright P/N 53281-06 or 53407-06, Standard Heritage Style Sissy Bar Upright P/N 52731-00 and Standard Round Bar Sissy Bar Upright P/N 52300018 or 52300020.

- 1. **52612-95** Smooth Top-Stitched.
- 2. **52412-79A** Embossed Bar & Shield Logo.
- 3. **52348-97** Heritage Classic Bucket.
- 4. **51132-98** Smooth Bucket.



B. BACKREST PADS



***WARNING:** Do not use this rack as a seat. Do not exceed the fender rack weight capacity. Using as seat or exceeding this capacity could cause handling problems, which could result in loss of control and death or serious injury.



****WARNING:** Disconnecting your DOT-required tail, brake and turn signal lighting could reduce your visibility to others and result in death or serious injury.

CRUISER 41

Backrests & Racks

C. AIR FOIL PREMIUM LUGGAGE RACK*

The low-profile aerodynamic styling defines the look of this Luggage Rack. Available in mirror chrome or rich gloss black finish, the die-cast rear "Air Foil" grabs your attention and the Bar & Shield insert adds a signature touch. The elegant round tube rack features inlaid rubber runners for added grip and dedicated bungee mounting points to simplify luggage tie-down. Kit includes all necessary mounting hardware. For added visibility, the rack is designed to incorporate the internal wiring of the Air Foil Rack LED Light Kit P/N 68000076 for a clean look.

Fits '04-'22 XL models (except XL1200CX) equipped with H-D® Detachables™ Sideplates, '06-'17 Dyna® models (except FXDF, FXDFSE and '10-'17 FXDWG) equipped with Detachable Sideplates, '84-'05 Softail® models (except FLSTN and FXSTD) and '06-'17 FLST, FLSTC, FLSTNSE and FLSTSC models and '06 FLSTF models equipped with Detachable Sideplates.

- 54290-11** Chrome.



C. AIR FOIL PREMIUM LUGGAGE RACK – CHROME

D. H-D® DETACHABLES™ SOLO RACK*

Add touring capabilities to your solo seat Sportster® model in less than 60 seconds. This detachable Solo Rack fits over the fender when the passenger pillion is removed. The rack features brazed hand-polished tubing and the chrome-plated or gloss black finish adds a stylish flair. Requires Docking Hardware.

Fits '04-'22 XL models (except XL1200CX) equipped with solo seat. All models require separate purchase of appropriate Docking Hardware. Docking Hardware is Original Equipment on XL1200T models.

- 53512-07A** Gloss Black.



D. H-D DETACHABLES SOLO RACK – GLOSS BLACK



E. REAR DOCKING HARDWARE COVER KIT – BLACK



E. REAR DOCKING HARDWARE COVER KIT – CHROME

E. REAR DOCKING HARDWARE COVER KIT

Disguise the rear docking hardware with these easy-to-install covers. The caps slide over the exposed docking points and are held in place by a strong magnetic pull. The caps are easy to remove when you wish to reinstall detachable accessories. Covers are available with brilliant chrome or durable gloss black finish to match your bike's attitude. Sold in pairs.

Fits many accessory docking hardware kits. Refer to the fitment matrix in this P&A Catalog or the Parts & Accessories section of www.harley-davidson.com for details.

- 48218-10** Short Chrome (pair).
- 48220-10** Large Chrome (pair).
- 48035-09** Small Chrome (pair).
- 48221-10** Short Black (pair).
- 48223-10** Large Black (pair).
- 48225-10** Small Black (pair).

F. LOCKING H-D® DETACHABLES™ LATCH KIT

This unique lock replaces the camlock on your Harley-Davidson® Detachables™ accessories, providing additional security and peace of mind when parking your vehicle. The kit includes two extended-reach barrel-style keys for easy access to the lock. Key registration and replacement service is available. Sold in pairs.

Fits all models equipped with detachable Sideplates, Racks and Tour-Pak® Luggage Carriers (except '18-later Softail® models with HoldFast™ racks and uprights or '09-later Touring models equipped with detachable Solo Tour-Pak Rack).

- 92800008** Black.



F. LOCKING H-D DETACHABLES LATCH KIT – BLACK



***WARNING:** Do not use this rack as a seat. Do not exceed the fender rack weight capacity. Using as seat or exceeding this capacity could cause handling problems, which could result in loss of control and death or serious injury.

SPORTSTER

42 CRUISER

Saddlebags & Luggage

A. RIGID LEATHER LOCKING SADDLEBAGS

The push-button latching swing-out lid is easy to operate with one hand and the fine leather surface and brushed chrome medallion add an elegant touch. The hard-shell design retains its shape in all kinds of weather and is covered in leather for a traditional look. Locking hinged lids offer modern convenience and security. Kit includes reflectors. Luggage Capacity: 2400 cubic inches total.

90201321

Fits '04-'22 XL models (except XL1200CX, XL1200T, XL1200V and International (non-Canadian) XL883N, XL1200N or XL1200X models and models with Rear Axle Covers). Models with side-mount license plates require License Plate/Turn Signal Relocation Kit P/N 73279-10. '11-'20 XL1200C models require Turn Signal Relocation Kit P/N 67800071 (Domestic) or 67800077 (International). All other models require separate purchase of Turn Signal Relocation Kit P/N 68732-02A (Domestic), 68733-02A (International) or Layback License Plate Kit P/N 60215-06. Models equipped with H-D® Detachables™ accessories require separate purchase of Docking Hardware Kit P/N 53544-04 (if not already equipped).

B. BLACK STANDARD LINE THROW-OVER SADDLEBAGS

Made of ultra-durable leather-like synthetic featuring a debossed H-D #1 logo, the Black Standard Bags have a simple, black on black style that complements many styling directions and budgets. An internal reinforcement system maintains the bag's shape over time. The "MOLLE-style" system of mounting loops accommodates hook and loop straps and allows for multiple mounting locations and orientations. The bags feature matte black enamel buckles with hidden quick-detach buckles underneath. These Throw-Over Bags feature side gussets for increased capacity and straight and perpendicular mounting loops for easy mounting. Quick-release buckles get you in and out of the bag fast. These Throw-Over Bags can be used with or without a passenger pillion. If used with a passenger pillion, the straps should be mounted under the pillion and the crossover straps feature a soft, non-scratch backing. Installation requires purchase of Saddlebag Support rails and may require the purchase of a Turn Signal Relocation Kit. Large bag measures: 16.5" L x 11.5" H x 7" D. Internal capacity: 1,350CI. Weight capacity: 10 lbs/bag. Compact bag measures: 10" L x 11.5" H x 5.25" D. Internal capacity: 600CI. Weight capacity: 6 lbs/bag.

Fits '82-'22 XL (except XL1200T), '08-'17 Dyna® (except FLD), '84-'99 Softail®, and '18-later Softail models equipped with H-D® Saddlebag Supports. '18-later Softail models require purchase of Turn Signal Relocation Kit P/N 67800802 or 68700830.

90201770 Large.

NOTE: Some Harley-Davidson® saddlebags are made of leather. Fine leathers or other natural materials WILL gain "character," such as wrinkles or wear, with age. This is normal. A fine, aged patina and character wrinkles are a sign of the extremely high-quality materials used to construct your saddlebags. The appearance of scars or marks on the leather are a result of using natural leather panels and should not be thought of as an imperfection. Please use Harley-Davidson® Leather Protectant P/N 93600034 to protect your investment.



A RIGID LEATHER LOCKING SADDLEBAGS



B. BLACK STANDARD LINE THROW-OVER SADDLEBAGS – LARGE



C. SADDLEBAG SUPPORTS – CHROME



C. SADDLEBAG SUPPORTS – GLOSS BLACK



D. SINGLE-SIDED SWINGARM BAG – BLACK LEATHER



E. H-D DETACHABLES SOLO TOUR-PAK MOUNTING RACK

CRUISER 43

Saddlebags & Luggage

C. SADDLEBAG SUPPORTS

Keep your throw over-style saddlebags away from the wheel, swingarm and brake caliper. Can be installed on models equipped with rigid-mount sissy bar sideplates and uprights.

90201324 Chrome.

Fits '00-'22 XL models (except XL1200S, XL1200T and '02-'03 XL883R). Does not fit with H-D® Detachables™ accessories.

90201433 Gloss Black.

Fits '00-'22 XL models (except XL1200S, XL1200T and '02-'03 XL883R). Does not fit with H-D Detachables accessories.

D. SINGLE-SIDED SWINGARM BAG

These bags are constructed of heavyweight leather and feature a pouch-style flap lid that is secured with two quick-disconnect clips. The semi rigid-backed bag is secured to the left side of the bike with easy-to-install brackets and adjustable straps. Luggage capacity: 430 cubic inches total.

90201326A Black Leather.

Fits '04-'22 XL models equipped with Solo Seats. Does not fit XL1200T. Requires removal of passenger pegs.

E. H-D® DETACHABLES™ SOLO TOUR-PAK® MOUNTING RACK**

The rack is designed to position the Tour-Pak Carrier for solo riding. Tour-Pak, Passenger Backrest Pad and Docking Hardware sold separately.

53655-04A

Fits '04-'22 XL models equipped with solo seat (except XL883N, XL1200C, XL1200CX, XL1200N). Designed to accept Color-Matched Sport Tour-Pak P/N 53929-YYXXX, Leather Tour-Pak P/N 53151-00A, 53147-98B, 53018-04A or 53690-06A. Requires separate purchase of appropriate Docking Hardware.



****WARNING:** Do not use this rack as a seat. Do not exceed the fender rack weight capacity. Using as seat or exceeding this capacity could cause handling problems, which could result in loss of control and death or serious injury.

44 CRUISER

Foot Controls

A. PASSENGER FOOTPEG MOUNT KIT – BLACK

Kit includes black mounting brackets, Original Equipment-style footpegs and all necessary mounting hardware.

50500270

Fits '14-'22 XL models.

50203-04

Fits '04-'13 XL models.

B. ADJUSTABLE PASSENGER FOOTPEG MOUNT KIT

Easy to adjust with common tools, the mount adjusts through a 360° range (depending on model), allowing both fore and aft and up and down height adjustment. Kit includes left and right adjustable support assembly and all required mounting hardware. Footpegs sold separately.

50763-09

Fits models with H-D® male mount-style passenger footpeg supports (except Softail® models). Does not fit with Heel Raiser Footpeg Kit P/N 50178-09. Does not fit the rider position.

C. MINI FOOTBOARD KIT

This footboard kit can be installed in place of traditional footpegs and provides a little additional leg support and more options to move your legs around on a long ride. Mini Footboards mount to the standard H-D® style footpeg supports and can be used in many rider, passenger and highway peg applications.

Fits rider position:

'02-'17 VRSC™ models with forward controls (except VRSCDX and VRSCF), '15-'20 XG models (except XG750A), '06-earlier XL, '07-'10 XL883, XL883R, XL883C, XL1200C and XL1200R and '07-'11 XL1200L, '91-'17 Dyna® (except FLD) and '84-'17 Softail models with forward controls (except FXCW, FXCWC, FXS, FXSB or FXSBSE).

Fits passenger position:

All models with H-D male-mount passenger peg mounts (except '06-earlier VRSC, '03-earlier XL, '05-earlier Dyna and Softail models equipped with Shotgun exhaust). '84-'17 Softail models require separate purchase of Support Kit P/N 50454-09. Does not fit passenger position on '18-later Softail models.

Fits highway peg position:

All models with frame-mount or engine guard-mount highway pegs (except Whiskers Adjustable Highway Bar P/N 50855-09 and 50865-09).

50500139 Small 3.0" – Chrome.

50500144 Small 3.0" – Gloss Black.

50500109 Large 4.0" – Chrome.

50500124 Large 4.0" – Gloss Black.



A. PASSENGER FOOTPEG MOUNT KIT – BLACK



B. ADJUSTABLE PASSENGER FOOTPEG MOUNT KIT



C. MINI FOOTBOARD KIT



D. STANDARD FORWARD CONTROL KIT – BLACK



D. STANDARD FORWARD CONTROL KIT – BLACK (33397-07A SHOWN)



E. FURTHER FORWARD MID CONTROL KIT – GLOSS BLACK

CRUISER 45

Foot Controls

SPORTSTER® FOOT CONTROLS

A long stretch to the controls or a knees-high cramped riding position puts strain on your body after even a short ride. Repositioning your feet on the controls relieves muscle tension, takes pressure off the tailbone, and reduces rider fatigue. Where your feet contact the controls can often determine how many miles you can put on in a day.

Many Sportster® models can be equipped with the following foot control configurations:

STANDARD FORWARD CONTROLS:

Places the legs for a "feet-in-the-wind" laid-back profiling posture.

FURTHER FORWARD MID CONTROLS:

Achieves a comfortable foot-down riding position for the taller rider.

D. STANDARD FORWARD CONTROL KIT*

Add the stretched-out look and extended riding position to your Sportster model. The complete kit includes all hardware necessary to convert your Sportster model from mid controls to forward controls. Available in your choice of finishes, these forward controls add style and long range comfort. (Footpegs and shifter peg not included.)

Fits '14-'22 XL models. Requires separate purchase of stock or accessory rider position footpegs with wear pegs that fit '14-'22 XL1200 models.

50700021 Black.

Fits '06-'13 XL models with mid-controls (except XL1200CP and XL1200CA). XL1200L requires separate purchase of footpegs P/N 33134-07CAZ and 33135-07CAZ.

33395-06A Chrome.

33397-07A Black.

E. FURTHER FORWARD MID CONTROL KIT

Feel a little cramped when your feet are placed on the standard-location mid controls? This kit repositions the controls 3.0" forward of the stock location, eliminating the "knees-high" riding attitude while maintaining a sporty upright riding posture. The forward location provides an open path for your feet to aid maneuvering the bike while parking and improves access to the jiffy stand for a shorter rider. Kit includes control mounts, brake and shift levers, brake rod, mini-footboards with wear pegs and all hardware necessary to convert your mid or forward control-equipped Sportster model.

50700028 Gloss Black.

Fits '14-'22 XL models.



***WARNING:** Do not use highway pegs under normal stop and go operating conditions. Doing so could result in death or serious injury.



***WARNING:** Installation of accessory Forward Control Kits may affect cornering clearance. This could distract the rider, causing loss of control, resulting in death or serious injury.

46 CRUISER

Engine Guards

A. ENGINE GUARD*

The unique soft curve shape adds style to function. The one-piece Engine Guard is designed to complement the lines of the Sportster® motorcycle and the choice of finishes adds the perfect finishing touch. Add your choice of Engine Guard Mounted Highway Pegs (sold separately) to change your foot position on a long ride.

Fits '04-'22 XL and XR models (except XL1200CX, XL1200T, '16-'22 XL1200X, '18-'20 XL1200XS and '11-'20 XL883L). Will not fit with Front Spoilers.

49060-04 Chrome.

49215-07 Gloss Black.



A. ENGINE GUARD – CHROME



A. ENGINE GUARD – GLOSS BLACK



***WARNING:** Engine guards may provide limited leg and cosmetic vehicle protection under unique circumstances (fall over while stopped, very low speed slide). They are not made nor intended to provide protection from bodily injury in a collision with another vehicle or any other object.



***WARNING:** Do not use engine guard footpegs under normal stop and go operating conditions. Doing so could result in death or serious injury.



***WARNING:** Installation of any accessory suspension components may affect cornering clearance and jiffy stand operation. This could distract the rider, causing loss of control and death or serious injury.

CRUISER 47

Front Axle Nut Covers

B. FRONT AXLE NUT COVERS

Cover the front axle in style. Available in your choice of styles, these custom Axle Nut Covers look great with Original Equipment satin-finish fork sliders or add the finishing touch to a complete chrome or blacked-out front end. Easy to install kits include all necessary mounting hardware. Sold in pairs.

Fits '02-'11 VRSC™ (except VRSCF and VRSCR), '15-later XG, '08-later XL, '08-'17 Dyna®, '07-later Softail® (except Springer™, FLSTNSE, FXCW, FXCWC, FXSB, FXSBSE, FXSE, FXST-Aus, and FXSTD) and '08-later Touring (except '23-later FLHXSE and FLTRXSE and '24-later FLHX, FLTRX, FLTRXSTSE and '25-later FLHXU and Trike models. '18-later FLDE, FLFB, FLFBS, FLHC, FLHCS, FLSB, FLSL, FXBB, FXBR, FXBRS, FXLR and FXST models require separate purchase of Front Axle Adapter Kit P/N 43000090. '22-later FXLRST, '20-later FXLRS, '19-later FXDRS and '18-later FXFB and FXFBS models require separate purchase of Front Axle Adapter Kit P/N 43000159.



- 1. 43000212** Machine Cut.
- 2. 43000124** Dominion – Gloss Black.
- 3. 44117-07A** Chrome – Die-cast.
- 44116-07A** Chrome – Billet.
- 4. 43000026** Gloss Black – Die-cast.
- 43428-09** Gloss Black – Billet.
- 5. 43000177** H-D Motor Co. – Black.
- 6. 44148-07A** H-D Motor Co. – Chrome.
- 7. 44114-07** Alumintor™.

Also available:

Willie G Skull

Fits '02-'11 VRSC™ (except VRSCF and VRSCR), '15-later XG, '08-'22 XL (except '16-'22 XL1200X and XL1200XS), '08-'17 Dyna®, '07-later Softail® (except Springer™, FLSTNSE, FLSB, FXCW, FXCWC, FXDRS, FXFB, FXFBS, FXLRS, FXSB, FXSBSE, FXSE, FXST-Aus, and FXSTD) and '08-later Touring (except '23-later FLHXSE and FLTRXSE and '24-later FLHX, FLTRX, FLTRXSTSE and '25-later FLHXU and Trike models. '18-later FLDE, FLFB, FLFBS, FLHC, FLHCS, FLSL, FXBB, FXBR, FXBRS, FXLR and FXST models require separate purchase of Front Axle Adapter Kit P/N 43000090. '22-later FXLRST, '20-later FXLRS, '19-later FXDRS, '18-later FLSB, FXFB and FXFBS models require separate purchase of Front Axle Adapter Kit P/N 43000159. '22-later FXRST to models require separate purchase of Front Axle Adapter Kit P/N 43000159.

8. 43000096 Black.

9. 43163-08A Chrome.

Also available: (not shown)

Fits '88-'07 XL, '91-'03 FXD, FXDX, FXDXT, FXDL, FXDSCONV, '93-'05 FXDWG, '88-'07 FXR, '87-later FLXR, FXRS-SP and FXWG, '84-'06 Softail (except Heritage Springer™ and FXSTD) and '80-'99 Touring models.

43899-86A Chrome – Die-cast.

SPORTSTER

B. FRONT AXLE NUT COVERS

48 CRUISER

Chassis Trim — Front End

A. DOMINION™ COLLECTION FORK STEM COVERS

Top it off with style. These easy-to-install Fork Stem Covers top off the triple tree for a cohesive look. A perfect complement to other Dominion™ Collection Accessories, these Fork Nut Covers provide the finishing touch to your bike's front end. Sold in pairs.

Fits '06-'17 Dyna® models (except FXDB and FXDSE) and '18-later Softail® models (except FXDRS, FXFB, FXFBS, FXLRS, and FLSB). Also fits '88-'13 XL (except XL1200CX, XL1200X, XL883N) '95-'05 FXD, '93-'05 FXDL, '16-'17 FXDLS, '94-'05 FXDS-CONV, '90-'17 FLS, FLSS, FLSTF, FLSTFB, FLSTFBS and FLSTN, and '86-'17 FLSTC models.

45800117 Gloss Black.



A. DOMINION COLLECTION FORK STEM COVERS – GLOSS BLACK

B. DEFIANCE COLLECTION UPPER FORK STEM COVERS

Top it off with style. These easy-to-install Fork Stem Covers continue the Defiance Collection to the top of the triple tree for a cohesive look. The deep radial grooves define the style of the Defiance Collection, and the choice of chrome, black or machine cut finishes complement your bike's polished, chrome or blacked-out front end components. Sold in pairs.

Fits '06-'17 Dyna models and '18-later Softail models (except FXDRS, FXFB, FXFBS, FXLRS, FXLRS, FXLRST and FLSB). Also fits '88-'13 XL (except XL1200CX, XL1200X, XL883N) '95-'05 FXD, '93-'05 FXDL, '16-'17 FXDLS, '94-'05 FXDS-CONV and '90-'17 FLS, FLSS, FLSTF, FLSTFB, FLSTFBS and FLSTN and '86-'17 FLSTC models

45500515 Gloss Black.



B. DEFIANCE COLLECTION UPPER FORK STEM COVERS – GLOSS BLACK

C. BAR & SHIELD LOGO REAR AXLE COVERS

Die-cast cover conceals the side of the swingarm and axle. Unique styling features an embossed Bar & Shield logo. Easy to install without removing the rear wheel. Kit includes all necessary mounting hardware.

Fits '05-'22 XL883C, XL883L, XL883N, XL1200C, XL1200CX, XL1200L, XL1200N, XL1200NS, XL1200V, XL1200X and XL1200XS models. Also fits '05-'22 XL models equipped with Low Rear Suspension Kit P/N 54731-04, 54733-04 or 54750-05. (Will not fit models equipped with saddlebags or Chrome Billet Shock Hardware Kit P/N 54337-05.)

43013-09A Gloss Black.



C. BAR & SHIELD LOGO REAR AXLE COVERS – GLOSS BLACK



D. BUCKSHOT UPPER BELT GUARD – GLOSS BLACK



E. SPROCKET HARDWARE – CHROME HEX HEAD



F. OIL LEVEL AND TEMPERATURE DIPSTICK WITH LIGHTED LCD READOUT – GLOSS BLACK



G. OIL DIPSTICK WITH TEMPERATURE GAUGE – '04-LATER SPORTSTER



H. DIPSTICK BEZEL – GLOSS BLACK



CRUISER 49

Chassis Trim — Rear End

D. BUCKSHOT UPPER BELT GUARD – GLOSS BLACK

Add the blacked-out look of the Nightster® motorcycle to your Sportster® model. The perforated Buckshot design visually lightens the belt guard and adds a raw, purposeful edge to the bike's profile.

60300196

Fits '04-'22 XL models.

E. SPROCKET HARDWARE – CHROME HEX HEAD

This kit includes highly polished, chrome-plated, grade 8 hex-head screws with chrome-plated washers, providing an extra custom accent. The perforated Buckshot design visually lightens the belt guard and adds a raw, purposeful edge to the bike's profile. Made from the same Original Equipment bolts to ensure product integrity. Also works with chrome belt sprocket covers and Original Equipment sprockets.

94708-98

Fits '91-'22 XL and '93-'99 Dyna and Softail models.

F. OIL LEVEL AND TEMPERATURE DIPSTICK WITH LIGHTED LCD READOUT

New and improved capacitive level sensing technology provides the highest degree of accuracy and durability. Now available in chrome and black, these dipsticks allow you to check your oil level and oil temperature with the push of a button. Add function and style by replacing your stock dipstick with this hardworking version. No more grabbing a rag to pull your hot dipstick. No more oil drips on your pipes and on the garage floor. These stylish yet hard-working dipsticks allow you to check your oil level and oil temperature with the push of a button. Simply push the button and this dipstick lights up with a brilliant backlight. Oil level is indicated by a four-segment readout – it even reminds you to check your oil when it is hot. Capacitive level sensing technology provides the highest degree of accuracy and durability. The waterproof LCD (liquid crystal display) readout operates on a long-lasting, replaceable lithium coin-type battery (P/N 91800066). Display features a low battery indicator and press-and-hold feature to toggle between Fahrenheit and Celsius.

Fits '04-'22 XL and XR models.

62700011A Gloss Black.

G. OIL DIPSTICK WITH TEMPERATURE GAUGE

Replace your Original Equipment oil dipstick with this custom-styled version featuring an easy-to-see mechanical temperature readout with Harley-Davidson logo. A chrome-plated cap completes the styling and provides an easy grip for removal.

63023-05 Fits '04-'22 XL and XR models.

H. DIPSTICK BEZEL – GLOSS BLACK

This gloss black Dipstick Bezel replaces the Original Equipment chrome or satin silver bezel and completes the blacked-out look of the Sportster® model's right side oil tank cover. This bezel complements the available Gloss Black LCD Oil Level and Temperature Dipstick P/N 62700011. Includes replacement push nut for installation.

57200159

Fits '04-'22 XL models.

SPORTSTER

50 CRUISER

Oil Cooler & Gauges

A. COMBINATION DIGITAL SPEEDOMETER/ANALOG TACHOMETER – 4"

Maintain the clean view over the handlebar. This unique Combination Speedometer/Tachometer allows you to monitor engine speed without additional handlebar-mounted gauges. The unit mounts in the stock dash opening and is a direct plug-in installation. The backlit gauges include a large LCD (liquid crystal display) information screen that displays odometer/tripmeter data, miles-to-empty readings, an easy-to-read segmented fuel display, a gear position indicator and clock. This valuable information is available to the rider at a glance. The gauge features push-button adjustable back-lighting with over 600 color tone options, allowing the rider to adjust pointer, LCD and backlighting colors to match any paint scheme or viewing preference. The digital speed reading can be easily toggled between mph and kph to simplify cross-border travel. Mileage reinstatement resides in the vehicle ECM so initial mileage will be uploaded at the time of installation.

NOTE: As a result of different vehicle capabilities, the following exceptions apply: Gear position not available on '04-'07 models, range function not available on '04-'06 XL models and '04-'08 Dyna® models, fuel level function not available on '04-'06 XL models.

70900475 Spun Aluminum Dial, MPH/km/h U.S. models. Fits '14-'22 XL, '12-'17 Dyna and '11-'17 Softail® models equipped with 4" speedometer. XL models require separate purchase of Fuel Sensor Kit P/N 61200008A to make use of the fuel level and range function.

70900100C Spun Aluminum Dial, MPH/km/h Non-U.S. models. Fits '14-'22 XL, '12-'17 FXDB and FXDWG, '11-'17 FXCWC, FXS and FXSB models with 4" speedometer. XL models require separate purchase of Fuel Sensor Kit P/N 61200008A for fuel level and range function.

70900274 Spun Aluminum Dial, MPH/km/h Worldwide Models. Fits '04-'13 XL (except XR, XL50 and '04-'08 XL1200R), '04-'11 Dyna models with 4" speedometer and '08-'10 FXCW and FXCWC models. '07-'13 XL models require separate purchase of Fuel Sensor Kit P/N 61200008A to make use of the fuel level and range function. Does not fit XL883 models equipped with Screamin' Eagle® 1200cc Stage I Conversion Kit P/N 29784-07 and 30003-10.



A. COMBINATION DIGITAL SPEEDOMETER/ANALOG TACHOMETER – 4"

B. SPORTSTER® FUEL GAUGE KIT*

Keep an eye on your Sportster® model fuel level without watching how many miles you have traveled. In-tank sending unit employs capacitive sensing technology to accurately monitor the fuel level and relays the information to a handlebar-mounted LED indicator for at-a-glance viewing. The segmented LED display is set into a distinctive housing that replaces the brake master cylinder cover on the right hand control. The individual LED segments glow when the tank is full and count down one by one as the fuel level drops. Kit includes sending unit, LED master cylinder cover, wiring harness and all necessary installation hardware.

75031-09 Black. Fits '07-'22 XL and '08-'13 XR models. '14-'22 XL models require separate purchase of Electrical Connection Kit 72673-11.

*Some local regulations prohibit using colored lights during vehicle operation on public streets. May not conform to local lighting regulations.



B. SPORTSTER FUEL GAUGE KIT – BLACK



C. LOUD HORN KIT – CHROME



C. LOUD HORN KIT – GLOSS BLACK



D. LOUD SIDE-MOUNT HORN KIT



E. SIDE-MOUNT HORN KIT – CHROME



F. DOMINION FUEL CAP – GLOSS BLACK



F. DOMINION FUEL CAP – BRONZE



G. FLUSH-MOUNT FUEL CAP – CHROME



G. FLUSH-MOUNT FUEL CAP – GLOSS BLACK

CRUISER 51

Chassis Trim

C. LOUD HORN KIT

Grab everyone's attention. Engineered to be 3dB louder (at 2 meters) than the Original Equipment front-mounted horn, this Horn Kit is tuned to a frequency that helps cut through the background noise. Designed to be a plug-in replacement for the factory horn, this easy-to-install option is available in your choice of brilliant chrome or gloss black finish. The traditional Bar & Shield logo adds a classic finishing touch.

Fits '96-'22 XL and '08-'13 XR models with front-mount horn.

69000007 Chrome.

69000009 Gloss Black.

D. LOUD SIDE-MOUNT HORN KIT

Get noticed. Ride with increased confidence with a loud horn that will grab everyone's attention. Engineered to be 5dB louder (at 2 meters) than the '13-earlier Original Equipment side-mounted horn. The loud horn is stock on '14-later models equipped with side-mount horns. Designed to be a plug-in replacement that is easy to install. Fits all H-D® side-mount horn covers.

69060-90H

Fits '91-'17 VRSC™, '91-'22 XL1200C and XL1200V, '91-'17 Dyna (except '14-'17 FXDL), '91-'17 Softail® (except FLSTS, FLSTSC, FXCW, FXCWC, FXS, FXSB and FXSBSE), '91-later Touring and '09-later Trike models. Stock on '14-later models equipped with a side-mount horn.

E. SIDE-MOUNT HORN KIT – CHROME

Convert your stock Sportster horn to the look of a Big Twin.

69112-95E

Fits '92-'22 XL883, XL883C, XL883H, XL883L, XL883N, XL883R, XL1200, XL1200L, XL1200N, XL1200NS, XL1200R, XL1200V, XL1200X and XL1200XS and '08-'13 XR models.

F. DOMINION™ COLLECTION FUEL CAPS

Add a custom touch to your tank. Styled to reflect your attitude, these fuel caps are the perfect match for your ride. The fuel cap is easy to install and features a ratcheting design to ensure that the design faces the correct direction.

Fits '92-'22 XL, '92-'17 Dyna® (except '04-'17 FXD, FXDX, '05-'06 FXDC and '07 FXDSE), '00-later Softail® (except FXSTD, and '07-'08 FXSTSSE), '94-later Road King® and '15-later Freewheeler® models. Does not fit models equipped with Original Equipment locking or tethered fuel caps or Softail models with Low-Profile Chrome Fuel Tank Console P/N 71208-07. Use on '13-'14 FXSBSE requires removal of stock flush mount trim ring.

61100107A Gloss Black.

61100106 Bronze.

G. FLUSH-MOUNT FUEL CAPS

Emphasize the long and lean look of the fuel tank. This Flush-Mount Fuel Cap Kit offers a pop-up filler design that replaces the Original Equipment twist-on fuel cap. A simple push and the fuel filler cap pops up to provide ample grip, even while wearing gloves. Easy to install, the cap assembly screws into position and the self-adhesive decorative ring finishes the look. Complete kit includes screw-in mount, pop-up cap and matching trim ring.

Fits '98-'22 XL models equipped with 3.3 gal (12.5 L) fuel tank.

63133-10B Chrome.

63134-10B Gloss Black.

Fits '98-'22 XL models equipped with 2.1 gal (7.9 L) or 4.5 gal (17.0 L) fuel tank. Does not fit '04-'10 XL1200C models.

63140-10B Gloss Black.

SPORTSTER

52 CRUISER

Windshields

A. QUICK-RELEASE COMPACT WINDSHIELD

Combine the classic Harley-Davidson® windshield shape with a revolutionary new attachment system and you have the best of style and function. The windshield mounts to the fork tubes with elegant die-cast lever-release clamps, so the windshield does not require any leave-behind docking hardware. You get quick on-and-off convenience and a clean, custom look. No tools are required and the kit includes everything needed to install the windshield. The tough, hard-coated polycarbonate windshield is available in your choice of traditional polished or gloss black horizontal and vertical braces.

Fits '06-'17 Dyna® (except FLD, FXDWG, FXDF and FXDSE) and '18-later FXBB, FXBBS, FXLR and FXST models. FXDLS models require the removal of Original Equipment Wind Deflector.

58346-06 18" Clear – Polished Braces.
Windshield dimensions: Overall height – 26.8"; width – 19.7".

58348-06 14" Light Smoke – Polished Braces.
Windshield dimensions: Overall height – 22.8"; width – 19.5".

Fits '08-'17 FXDF and FXDFSE models.

57338-08 19" Clear – Polished Braces.
Windshield dimensions: Overall height – 27.0"; width – 19.6".

Fits '88-'22 XL (except XL1200CX, XL1200T, XL1200X, XL1200XS and '11-'22 XL883L and XL1200C). XL1200NS requires removal of headlight visor. Also fits '91-'05 Dyna models (except FXDWG and FXDXT).

58063-04 18" Clear – Polished Braces.
Windshield dimensions: Overall height – 26.8"; width – 19.7".

58602-04 14" Light Smoke – Polished Braces.
Windshield dimensions: Overall height – 22.8"; width – 19.5".

B. QUICK-RELEASE SUPER SPORT WINDSHIELD

Reduces the pounding of wind and shower of bugs, but keeps the wind-in-the-hair feeling. Ideal for a cool morning ride, the sleek profile of the Super Sport Windshield hugs the front headlamp for a sporty look. The windshield mounts to the fork tubes with elegant die-cast lever locking clamps, so the windshield does not require any leave-behind docking hardware. You get quick on-and-off convenience and a clean, custom look. No tools are required and the kit includes everything needed to install the windshield.

57301-06 19" Light Smoke.
Fits '06-'17 FXDWG, '13-'17 FXSB and FXSBSE and '18-later FXBR and FXBRS models. Windshield dimensions: Overall height – 25.0"; width – 20.1".

C. H-D® DETACHABLES™ SUPER SPORT WINDSHIELD


Super is an apt description for this do-it-all windshield with detachable convenience and sport styling. The windshield mounts to the fork tubes with H-D® Detachables™ Docking Hardware (sold separately) for easy on-and-off convenience and a quick return to a sporting profile.

57965-97A 18" Light Smoke.
Fits '93-'05 FXDWG, '80-'86 FXWG and '84-'15 FXST, FXSTB and FXSTC models. Use Docking Hardware Kit P/N 58350-96. Windshield dimensions: Overall height – 22.3"; width – 17.8".

Shown with:

DOCKING HARDWARE FOR H-D DETACHABLES WINDSHIELDS

58164-96A For 39mm Forks.
Required for installation of H-D Detachables Windshields on '88-'22 XL (except XL1200CX, XL1200X, XL1200XS and '11-'22 XL1200C) and '91-'05 Dyna® models (except FXDWG and FXDXT). XL and Dyna models with Front Turn Signals originally located on the upper triple clamp may require the additional purchase of Turn Signal Wiring Kit P/N 72389-96.



A. QUICK-RELEASE COMPACT WINDSHIELD – POLISHED BRACES



B. QUICK-RELEASE SUPER SPORT WINDSHIELD (57301-06 SHOWN)



C. H-D DETACHABLES SUPER SPORT WINDSHIELD



D. SPORT WINDSHIELD KIT



E. HEADLAMP VISOR KIT – VIVID BLACK



F. MID-FRAME AIR DEFLECTOR (DYNA SWITCHBACK SHOWN)



F. MID-FRAME AIR DEFLECTOR

CRUISER 53

Windshields

D. SPORT WINDSHIELD KIT

Formed of polycarbonate and hard-coated to resist scratching. Light smoke windshield is contoured to fit the headlamp and incorporates adjustable four-point mounting. Functional styling helps deflect wind to reduce upper body fatigue.

58192-87A 18" Light Smoke.
Fits '88-'22 XL (except XL883C, XL1200C, XL1200CX, XL1200T, XL1200, XL1200XS and '11-'22 XL883L). XL1200NS requires removal of headlight visor. Also Fits '95-'05 Dyna® models (except FXDWG and FXDXT). Includes black mounting hardware. Windshield dimensions: Overall height – 18.5"; width – 16.3".

E. HEADLAMP VISOR KITS*

Add an element of racy style to stock headlamps with these visors. Available in Primed or Vivid Black Harley-Davidson® paint.

Fits '95-'22 XL (except XL883C, XL1200C, XL1200CX, XL1200V, XL1200X and XL1200XS), '95-'05 Dyna (except FXDXT and FXDWG) and '82-'94 FXR and FXRS models. Does not fit with Clip-On Handlebar P/N 55800647.

68129-98DH Vivid Black.

F. MID-FRAME AIR DEFLECTOR

Improve rider comfort during the summer riding season. Designed for severe duty and extreme temperature applications, these inconspicuous black deflectors attach to the frame and surround the top of the rear cylinder head. The scoop shape captures the moving air and uses the flow to direct the heat down and away from the rider to improve comfort. Kit includes all required mounting hardware.

29200011

Fits '06-'17 Dyna models. '06-'11 models require removal of Original Equipment coil cover and separate purchase of Coil Mounting Screws P/N 4717A (Qty 2). Does not fit with accessory Coil Covers P/N 31709-04 or 74616-04. Does not fit with Digital Oil Pressure Gauge P/N 75138-09 or 75340-09.

ENJOY THE RIDE

The relationship between the seat, the handlebar and the foot controls has an enormous impact on the comfort, control and confidence you feel when riding your motorcycle. Once you've picked the bike, it's time to choose the options that match your ride to your personal dimensions.

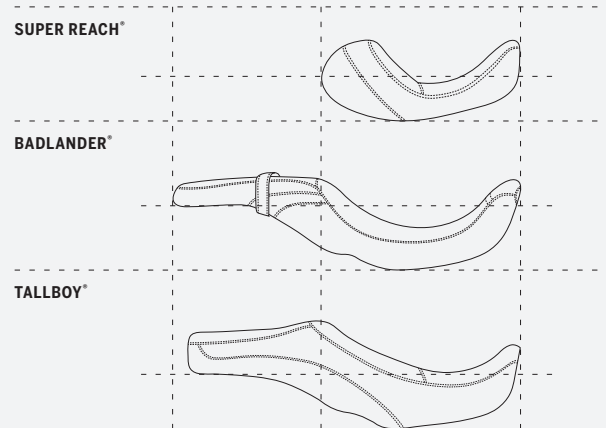


For shorter riders, consider tailoring your fit by changing to a Reach® Seat, Mid Foot Controls and lowered suspension height.



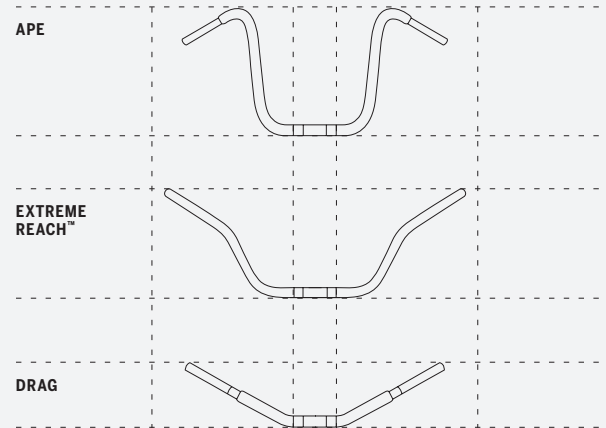
For taller riders, consider altering your ride by changing to a Tallboy® Seat and Extended Foot Controls.

ESTABLISH YOUR POSITION AND FEEL



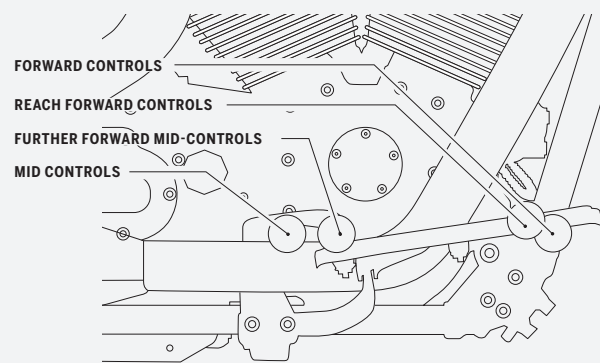
SEATS

Seat height and shape impact rider comfort, fit and confidence. Where the seat positions you relative to the foot controls, hand controls and the ground plays a major role in the quality of your ride.



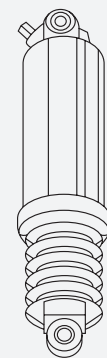
HANDLEBARS

Where the bar positions your arms, hands and wrists directly impacts how you feel on the motorcycle. Choose a bar that falls easily to hand, and does not pull you out of the seat when maneuvering.



FOOT CONTROLS

Repositioning your feet can relieve muscle tension, take pressure off the tailbone and reduce fatigue. The correct riding position can add hours of comfort and hundreds of miles to your daily saddle time.



STANDARD HEIGHT

SUSPENSION

Adjusting your motorcycle's ride height by raising or lowering the suspension is often the first step in fitting the bike to your stature. Being sure-footed at a stop can really increase your sense of confidence.



A. SUPER REACH SOLO SEAT



B. SUNDOWNER SEAT (SHOWN WITH SMOOTH BUCKET PASSENGER BACKREST PAD)

A. SUPER REACH® SOLO SEAT

Get a little bit closer. Super Reach® forward position seats are designed to move riders with a shorter inseam even closer to the controls and to bring the legs about 1.0" closer together so that your feet rest firmly on the pavement. The scooped bucket-shaped saddle is enhanced with added back support padding to move the rider up to 1.0" lower and 3.0" forward. The combination positions the rider closer to the hand and foot controls to offer both comfort and confidence. For a two-up ride, combine the solo seat with the Touring Passenger Pillion P/N 51404-10 (sold separately).

54384-11

Fits '06-'17 Dyna® models. Seat width 10.5".

B. SUNDOWNER™ SEAT

The Sundowner™ Seat provides the maximum in long-riding comfort. The deep-bucket design puts your body in the proper touring position and the generous padding makes it comfortable for both the rider and passenger as the miles are adding up. The dish shape provides added rider back support and the wide passenger pillion is shaped to minimize pressure points.

51540-06

Fits '06-'17 Dyna® models. FXD, FXDB and FXDLS models require separate purchase of Seat Bumper Kit P/N 51653-06, Passenger Footpegs and Passenger Footpeg Mounting Kit P/N 50210-06. Seat width 16.0"; passenger pillion width 12.0".



Reach Seats

NOTE: Some Harley-Davidson® seats are made of leather. Fine leathers or other natural materials WILL gain "character," such as wrinkles or wear, with age. This is normal. A fine, aged patina and character wrinkles are a sign of the extremely high-quality materials used to construct your seat or backrest. The appearance of scars or marks on the leather are a result of using natural leather panels and should not be thought of as an imperfection. Please use Harley-Davidson® Leather Protectant P/N 93600034 to protect your investment.

56 CRUISER

Seating – Dyna®

A. BADLANDER® SEAT

Clean smooth covers, subtle top-stitching and a frame-hugging profile add up to a statement only Harley could create. The low design delivers a reduced seat height that is ideal for riders who want the shortest possible reach to the ground, and the long and lean shape allows tall riders to move back from the hand and foot controls without sitting higher on the bike. Kit includes grab strap and all mounting hardware.

52284-06

Fits '06-'17 Dyna® models, FXD, FXDB and FXDLS models require separate purchase of Seat Bumper Kit P/N 51653-06, Passenger Footpegs and Passenger Footpeg Mounting Kit P/N 50210-06. Seat width 11.0"; passenger pillion width 5.0".



A. BADLANDER SEAT

B. LOW-PROFILE LEATHER SEAT

Prowl the town in style. Featured as Original Equipment on the '07 CVO™ Dyna® model, this low-profile seat features a breathable perforated leather insert. The firm padding makes you feel a part of the bike and the raised back stop keeps you in place when you hit the gas.

52378-07

Fits '06-'17 Dyna® models, FXD, FXDB and FXDLS models require separate purchase of Passenger Footpegs and Passenger Footpeg Mounting Kit P/N 50210-06. Seat width 12.0"; passenger pillion width 7.0".



B. LOW-PROFILE LEATHER SEAT

C. PASSENGER PILLION – SMOOTH STYLING

Bring a passenger along for the ride. This Passenger Pillion includes a passenger grab strap.

51404-10 Smooth.

Fits '09-'17 FXDB and '10-'17 FXDWG models with Original Equipment solo seat. Installation on FXDB models requires separate purchase of Passenger Footpegs and Passenger Footpeg Mounting Kit P/N 50210-06.



C. PASSENGER PILLION – SMOOTH STYLING

NOTE: Some Harley-Davidson® seats are made of leather. Fine leathers or other natural materials WILL gain "character," such as wrinkles or wear, with age. This is normal. A fine, aged patina and character wrinkles are a sign of the extremely high-quality materials used to construct your seat or backrest. The appearance of scars or marks on the leather are a result of using natural leather panels and should not be thought of as an imperfection. Please use Harley-Davidson® Leather Protectant P/N 93600034 to protect your investment.

CRUISER 57

Seating – Dyna®

D. RAIN COVERS*

Featuring a handy storage sack, this black nylon, water-resistant, Cordura® cover packs easily and shelters your seat from the storm.

51639-97 Two-Up.

Fits VRSC™, XG, XL, Dyna® and Softail® models with Two-Up seats. Does not fit Touring and Trike models. Does not fit with Rider Backrests.



D. RAIN COVER – TWO-UP

E. QUICK-RELEASE SEAT HARDWARE KITS

This Quick-Release Hardware Kit allows the rider to remove one-piece Harley-Davidson® seats quickly and easily.

Fits '97-later XG, XL, Dyna, Softail (except '12-'17 FLS models equipped with Original Equipment seat), Touring and Trike models equipped with SAE 1/4"-20 seat mount hardware. Does not fit seats equipped with spring-loaded rear seat bracket.

51676-97A Chrome.

10500093 Gloss Black.



E. QUICK-RELEASE SEAT HARDWARE KIT – CHROME



E. QUICK-RELEASE SEAT HARDWARE KIT – GLOSS BLACK

F. TANK KNEE PAD KIT

The rich black rubber pads feature tapered ribs and a raised Bar & Shield logo to protect the surfaces where your legs contact the tank.

57300065

Fits fuel tanks on many Harley-Davidson Street®, Sportster®, Dyna and Softail models. May cover a portion of fuel tank graphics; check appearance before adhering to tank.



F. TANK KNEE PAD KIT

WARNING: Do not use while riding; could result in death or serious injury.

DYNA

BUILDING A BACKREST

A sissy bar upright and passenger backrest are the starting point to build a complete touring machine. The backrest provides long-range comfort and support and adds a feeling of control and confidence for the passenger. Start by selecting model-specific Docking Hardware, then choose a finish that matches your styling direction, determine the desired sissy bar height and finally select a backrest pad that complements your seat.

DOCKING HARDWARE



SHORT & TALL UPRIGHT



SIDE PLATES



PASSENGER BACKREST PAD



SELECT THE DOCKING HARDWARE

Dyna® Docking Hardware for H-D® Detachables™ Racks and Sideplates
Docking hardware fitment is dependent on vehicle model and saddlebag configuration.

H-D Detachables Accessory

No Saddlebags: Detachable Sideplates 52124-09A (Gloss Black), 53543-95B (Chrome), 53834-00A (Wrinkle Black), 52866-06A (Chrome), 53870-01B (Chrome), Detachable Solo Rack 53511-06A, One-Piece Detachable Uprights 51161-10A (Gloss Black), 52300042 (Chrome), One-Piece Detachable Uprights 52300044A (Chrome), 52300046A (Gloss Black)

With P&A Saddlebags: Adjustable Sideplates 52300110 (Chrome), 52300090 (Gloss Black), Detachable Sideplates 52124-09A (Gloss Black), 53543-95B (Chrome), 53834-00A (Wrinkle Black), 52866-06A (Chrome), Detachable Solo Rack 53511-06A, One-Piece Detachable Uprights 51161-10A (Gloss Black), 52300042 (Chrome), One-Piece Detachable Uprights 52300044 (Chrome), 52300046A (Gloss Black)

With P&A Saddlebags: 79300-06D, 88200-09A, 88348-10, 90181-08A, 90307-98, 90369-02, 90369-06D, 90564-02, 90564-06D, 91617-03, 91615-09A, 90126-YYXXX

Available to fit:

	Required Docking Hardware	Directional Relocation Kit
2006-2008 FXDWG & 2008-2009 FXDF and '09-'10 FXDFSE	53964-06B	— —
2006-later FXD, FXDC, FXDL and FXDSE, 2006-2008 FXDB	53961-06	53968-06C
2009-later FXDB (except 2013-later HDI and India configuration)	53797-09	53968-06C
2010-later FXDWG	54097-10	53968-06C
2010-later FXDF	53964-06B	— —
2006-2008 FXDWG & 2008-2009 FXDF and FXDFSE/2	53964-06B	— —
2006-later FXD, FXDC, FXDL and FXDSE, 2006-2008 FXDB	53961-06	— —
2009-later FXDB	53797-09	— —
2010-later FXDWG	54097-10	53968-06C
2010-later FXDF	53964-06B	— —

Backrests & Racks

A. H-D® DETACHABLES™ SIDEPLATES

In the time it takes for a traffic light to change, you can transform your motorcycle from a city cruiser to a cross-country hauler. Start with Harley-Davidson® Detachables™ Sideplates, and add your choice of sissy bar upright and pad to make removing the passenger backrest a simple slide and click operation. Manufactured and tested to rigorous Harley-Davidson standards, installation requires separate purchase of model-specific Docking Hardware Kit.

Fits '06-'17 Dyna® models (except FLD). Requires separate purchase of appropriate Docking Hardware kit. '13-'17 FXDB models equipped with a side-mount license plate require License Plate Relocation Kit P/N 67900130. '13-'17 FXDB HDI/India configuration require separate purchase of Docking Hardware and Turn Signal Relocation Kit P/N 67800499. Not for use with LED Rear Turn Signal Kit P/N 67800055A or 67800056A.

52866-06A Chrome.

52124-09A Gloss Black.

SISSY BAR UPRIGHTS

Sissy Bar Uprights are available in a variety of shapes and styles. Round bar uprights feature a mini medallion bar and an embossed Bar & Shield insert. Uprights are designed to accept specific 3-bolt or 2-bolt mounted backrest pads.

B. LOW SISSY BAR UPRIGHT

Shaped to complement a thicker passenger pillion, this Low Sissy Bar Upright stands between the Standard and the Short Bar Upright. The ideal match for touring style seats, this upright also offers additional height options to riders with custom-style seats.

Fits '04-'22 XL models with H-D® Detachables™ sideplates, '06-'17 Dyna (except FXDF, FXDFSE and '10-'17 FXDWG), '84-'05 Softail® (except FXSTD) and '06-later FL Softail models (except '07-'17 FLS, FLSS, FLSTF, FLSTFB, FLSTFBS, FLSTSE and FLSTSB and '06 FLSTFSE) with appropriate sideplates.

52300022 Chrome.

C. STANDARD SISSY BAR UPRIGHT

Give your passenger additional back support with a Standard Sissy Bar Upright designed to accept a wide variety of backrest pads.

Fits '04-'22 XL models with H-D Detachables sideplates, '06-'17 Dyna (except FXDF, FXDFSE and '10-'17 FXDWG), '84-'05 Softail (except FXSTD) and '06-later FL Softail models (except '07-'17 FLS, FLSS, FLSTF, FLSTFB, FLSTFBS, FLSTSE and FLSTSB and '06 FLSTFSE) with appropriate sideplates.

52300018 Chrome.

52300020 Gloss Black.




A. H-D DETACHABLES SIDEPLATES



B. LOW SISSY BAR UPRIGHT – CHROME (52300022 SHOWN)



C. STANDARD SISSY BAR UPRIGHT – CHROME (52300018 SHOWN)



C. STANDARD SISSY BAR UPRIGHT – GLOSS BLACK (52300020 SHOWN)

DYNA

60 CRUISER

Backrests & Racks

A. LOCKING H-D® DETACHABLES™ LATCH KIT

This unique lock replaces the camlock on your Harley-Davidson® Detachables™ accessories, providing additional security and peace of mind when parking your vehicle. The kit includes two extended-reach barrel-style keys for easy access to the lock. Key registration and replacement service is available. Sold in pairs.

Fits all models equipped with detachable Sideplates, Racks and Tour-Pak® Luggage Carriers (except '18-later Softail® models with HoldFast™ racks and uprights or '09-later Touring models equipped with detachable Solo Tour-Pak Rack).

92800008 Black.

B. H-D DETACHABLES LATCH KIT – CHROME

Decorative chrome latches are the perfect way to enhance the appearance of your detachable accessories. Meticulously polished and chrome-plated, these easy-to-install Rotary Latches are a direct replacement for the Original Equipment satin black parts and are a simple way to add a finishing touch to your ride. Latches feature an easy-to-pull finger release to simplify access in hard-to-reach areas.

12600036

Fits all models equipped with detachable Sideplates, One-Piece Sissy Bar Uprights, Racks, and Tour-Pak Luggage Mounting Racks. (except '18-later Softail models with HoldFast racks and uprights).

C. REAR DOCKING HARDWARE COVER KIT

Disguise the rear docking hardware with these easy-to-install covers. The caps slide over the exposed docking points and are held in place by a strong magnetic pull. The caps are easy to remove when you wish to reinstall detachable accessories. Covers are available with brilliant chrome or durable gloss black finish to match your bike's attitude. Sold in pairs.

Fits many accessory docking hardware kits. Refer to the fitment matrix in this P&A Catalog or the Parts & Accessories section of www.harley-davidson.com for details.

48218-10 Short Chrome (pair).

48220-10 Large Chrome (pair).

48035-09 Small Chrome (pair).

48221-10 Short Black (pair).

48223-10 Large Black (pair).

48225-10 Small Black (pair).



A. LOCKING H-D DETACHABLES LATCH KIT – BLACK



B. H-D DETACHABLES LATCH KIT – CHROME



C. REAR DOCKING HARDWARE COVER KIT – CHROME



C. REAR DOCKING HARDWARE COVER KIT – GLOSS BLACK

CRUISER 61

Backrests

PASSENGER BACKREST PADS

Choose from a wide variety of backrest pad sizes and shapes to match your comfort and style demands. Designed to complement Original Equipment and accessory seats, these pads are engineered to fit specific sissy bar upright types.

D. BACKREST PADS

Sized to fit medallion and mini medallion-style sissy bar uprights. Pad mounts with single center screw and bolt-on mounting strap. Includes chrome-plated mounting hardware.

Fits Low Medallion Style Sissy Bar Upright P/N 52754-04 or 51851-09, Low Square Bar Mini-Medallion Style Sissy Bar Upright P/N 53282-06, Standard Square Bar Mini Medallion Style Sissy Bar Upright P/N 53281-06 or 53407-06, Standard Medallion Style Sissy Bar Upright P/N 52735-85, 53007-98, 52655-84, 52909-02 or 51517-02, Standard Bar & Shield Style Sissy Bar Upright 52739-83 or 51514-02, Standard Heritage Style Sissy Bar Upright P/N 52731-00 and Low Round Bar Sissy Bar Upright P/N 52300022 or 52300024.

1. 52652-04 Smooth.

2. 52626-04 Smooth Top-Stitched.



D. BACKREST PADS

E. BACKREST PADS

Sized to fit medallion and mini medallion-style sissy bar uprights. Pad mounts with single center screw and bolt-on mounting strap. Kit includes chrome-plated mounting hardware.

Fits Low Medallion Style Sissy Bar Upright P/N 52655-84, 52909-02, 52754-04, 51851-09, Standard Medallion Style Sissy Bar Upright P/N 52735-85 or 52877-08, Standard Square Bar Mini Medallion Style Sissy Bar Upright P/N 53281-06 or 53407-06, Standard Heritage Style Sissy Bar Upright P/N 52731-00 and Standard Round Bar Sissy Bar Upright P/N 52300018 or 52300020.

1. 52612-95 Smooth Top-Stitched.

2. 52412-79A Embossed Bar & Shield Logo.

3. 52348-97 Heritage Classic Bucket.

4. 51132-98 Smooth Bucket.



E. BACKREST PADS

F. BACKREST PADS

Sized to fit round bar sissy bar uprights, these pads mount to mini medallion style uprights with two mounting holes.

Fits Nightster® model standard and short uprights P/N's 52300702 and 52300700. Fits Standard Round Bar Mini-Medallion Style Upright P/N 52877-10 or 51168-10. Fits Low Round Bar Mini Medallion Style Sissy Bar Upright P/N 52300401, 52540-09A, 51477-06, 54256-10, 52300049 and 52300050.

51641-06 Smooth Top-Stitched.



F. BACKREST PADS

62 CRUISER

Backrests & Racks

A. AIR FOIL PREMIUM LUGGAGE RACK*

The low-profile aerodynamic styling defines the look of this Luggage Rack. Available in mirror chrome or rich gloss black finish, the die-cast rear "Air Foil" grabs your attention and the Bar & Shield insert adds a signature touch. The elegant round tube rack features inlaid rubber runners for added grip and dedicated bungee mounting points to simplify luggage tie-down. Kit includes all necessary mounting hardware. For added visibility, the rack is designed to incorporate the internal wiring of the Air Foil Rack LED Light Kit P/N 68000076 (red) or 68000077 (smoked) for a clean look.

Fits '04-'22 XL models equipped with H-D® Detachables™ Sideplates, '06-'17 Dyna® models (except FXDF, FXDFSE and '10-'17 FXDWG) equipped with Detachable Sideplates, '84-'05 Softail® (except FLSTN and FXSTD) and '06-'17 FLST, FLSTC, FLSTNSE and FLSTSC and '06 FLSTF models equipped with Detachable Sideplates.

54290-11 Chrome.

54291-11 Gloss Black.

Also available:

LED LIGHT KIT WIRING HARNESS

Required for installation of LED Light Kit on Air Foil Luggage Rack P/N 54290-11 or 54291-11.

73415-11

Fits '06-'17 Dyna (except FXDF, FXDFSE, '14-'17 FXDL, '16-'17 FXDLS and '10-'17 FXDWG), '84-'05 Softail (except FXSTD and FLSTN), '06-'17 FLST, FLSTC and FLSTSC and '06 FLSTF models with Air Foil Luggage LED Light Kit P/N 68000076 or 68000077.



A. AIR FOIL PREMIUM LUGGAGE RACK – CHROME



A. AIR FOIL PREMIUM LUGGAGE RACK – GLOSS BLACK



***WARNING:** Do not use this rack as a seat. Do not exceed the fender rack weight capacity. Using as seat or exceeding this capacity could cause handling problems, which could result in loss of control and death or serious injury.



****WARNING:** Disconnecting your DOT-required tail, brake and turn signal lighting could reduce your visibility to others and result in death or serious injury.

CRUISER 63

Saddlebags

B. RIGID LOCKING LEATHER SADDLEBAGS

These saddlebags combine a premium leather finish with extra-durable construction. The hard-shell design is covered in leather for a traditional look, while the locking hinged lids offer modern convenience and security. Styled to complement the sleek, narrow Dyna® motorcycle profile, these bags offer plenty of storage for a trip across town or across the country. Kit includes reflectors. Luggage capacity: 2400 cubic inches total.

91615-09A

Fits '02-'17 Dyna models (except FLD, '02-'05 FXDWG and '09-'17 FXDB with optional strut covers). '02-'05 models require separate purchase of Mounting Hardware Kit P/N 92025-09. '10-'17 FXDWG models require separate purchase of Turn Signal Relocation Kit P/N 68544-10. '13-'17 FXDB models equipped with side-mount license plate requires License Plate Relocation Kit P/N 67900130. All other years and models (except FXDF and FXDWG) require separate purchase of Turn Signal Relocation Kit P/N 68732-02A (Domestic), 68733-02A (International) or Layback License Plate Kit P/N 60215-06. Not for use with Rear Axle Covers on FXDF and FXDWG models.

C. TURN SIGNAL RELOCATION KIT

Kit moves turn signals from rear fender struts to a license bracket-mounted turn signal bar.

Required to install Saddlebags P/N 91615-09A, 88200-09A, 90181-08A, 90460-06B, 79300-06D, 90564-06D, 90369-06D, and 88343-10. Fits '02-'17 Dyna (except FXDF, FXDWG and '09-'17 FXDB) and '04-'22 XL models (except XL883N, XL1200N, XL1200NS, XL1200X, XL1200XS and '11-22 XL1200C). Does not fit with Layback License Plate Mounting Kits.

68732-02A Domestic.

68733-02A International.

LICENSE PLATE/TURN SIGNAL RELOCATION KIT

Required for installation of Saddlebags.

68544-10

Fits '10-'17 FXDWG models equipped with saddlebags.

LICENSE PLATE RELOCATION KIT

Required for installation of available saddlebags and/or detachable sissy bars on '13-later FXDB models equipped with side-mount license plate. Kit replaces Original Equipment side-mount license plate.

67900130

Fits '13-'17 FXDB models equipped with side-mount license plate.



B. RIGID LOCKING LEATHER SADDLEBAGS



C. LICENSE PLATE RELOCATION KIT (67900130 SHOWN)

64 CRUISER

Foot Controls

A. STANDARD FORWARD CONTROLS*

Stretch out for maximum comfort and style. This complete kit includes all components necessary to convert a mid control-equipped Dyna® model to forward controls. Moves controls 11.0" forward from mid control foot position. Kit is available in chrome or gloss black to match your customizing style.

Fits '06-'17 Dyna models with mid controls. FLD models require separate purchase of footpegs.

49080-06A Chrome.

49021-09 Gloss Black.

B. REACH FORWARD CONTROL CONVERSION KIT*

This Forward Control Conversion Kit repositions the Original Equipment footpegs and foot controls up and back by over 1.0", positioning the controls closer to the rider for added comfort and confidence. The reduced reach places the rider's boot at the proper pivot point for improved leverage, while maintaining the "foot-forward" riding profile. This easy-to-install Conversion Kit includes heavy-duty steel mounts and shortened brake rod. Kit reuses Original Equipment control supports and brake and shift levers or can be personalized with your choice of custom lever styles.

50700005

Fits '03-'17 Dyna models (except FLD) equipped with forward controls.

C. BILLET STYLE SHIFT LEVER

Styled to complement our billet style mirror stems, these Billet Style Shift Levers are forged from 6061-T6 aluminum, then machined and finished in chrome for a beautiful, custom look. Includes chrome hardware.

Fits '91-'17 Dyna® (except '14-'17 FXDL, FXDLS or models equipped with Further Forward Mid-Control Kit P/N 50500386) and '90-'17 FX Softail® models.

34539-00 Chrome.

D. RIDER FOOTBOARD HEEL GUARD

Avoid damaged boots and hours of cleaning melted rubber scuff marks from your exhaust shield. This Heel Guard mounts to the right-side rider footboard and The subtle curved shape keeps the boot heel away without restricting fore-and-aft movement of the rider's foot. Kit includes chrome guard with cutaway Bar & Shield logo and all mounting hardware.

50500225

Fits '12-'16 FLD, '86-'17 FL Softail®, '86-later Touring (except '23-later FLHX, FLHXSE, FLTRX, FLTRXSE and FLTRXSTSE and '25-later FLHXU) and '09-later Trike models equipped with Traditional and Swept Wing footboards. Does not fit models equipped with Half-Moon, Tapered, Airflow, Defiance, Dominion™, or Burst footboards, Extended Reach Rider Footboards P/N 50409-04 or 54145-10, Rider Running Boards P/N 50500158, or Screamin' Eagle® Fat Exhaust Shields.



A. STANDARD FORWARD CONTROLS – CHROME



B. REACH FORWARD CONTROL CONVERSION KIT



C. BILLET STYLE SHIFT LEVER – CHROME



D. RIDER FOOTBOARD HEEL GUARD



D. RIDER FOOTBOARD HEEL GUARD



E. PASSENGER FOOTBOARD PAN KIT – CHROME, CLASSIC STYLE



F. PASSENGER FOOTBOARD PAN KIT – GLOSS BLACK, CLASSIC STYLE



G. HALF-MOON PASSENGER FOOTBOARD PANS – GLOSS BLACK SHOWN



H. SWEEP WING PASSENGER FOOTBOARD PANS – CHROME SMOOTH

CRUISER 65

Foot Controls

E. PASSENGER FOOTBOARD PAN KIT – CHROME

Replace the factory black painted passenger footboard with the custom look of smooth chrome. These chrome-plated Footboard Pans are ready to install using your Original Equipment hardware and the kit includes left- and right-side Footboard Pans. Just add your choice of Footboard Insert for the finishing touch. Footboard Supports sold separately.

Fits '06-'17 Dyna®, '18-later Softail® (except FXDRS, FXFB and FXFBS) and '86-later Touring models equipped with passenger footboard supports. Does not fit Trike models.

50501144 Classic Style.

F. PASSENGER FOOTBOARD PAN KIT – BLACK

Complete the blacked-out transformation. Replace your chrome Passenger Footboard Pans with sinister black. Kit includes left- and right-side Footboard Pans and is installed using the Original Equipment hardware. Custom Footboard Inserts and Footboard Supports sold separately.

Fits '06-'17 Dyna, '18-later Softail (except FXDRS, FXFB and FXFBS) and '86-later Touring models equipped with passenger footboard supports. Does not fit Trike models.

50501610 Classic Style.

G. HALF-MOON PASSENGER FOOTBOARD PANS AND INSERTS

Styled to match the Half-Moon Rider Footboards, these classic passenger footboards add both style and comfort to your nostalgic ride. Available in mirror-finish chrome or gloss black finish, the kit includes left and right footboard pan and vibration-isolation footboard inserts. Model-specific footboard mounts are sold separately.

Fits '06-'17 Dyna, '00-later Softail (except FXDRS, FXFB and FXFBS) and '86-later Touring models equipped with passenger footboard supports. Does not fit Trike models.

50810-08 Gloss Black.

H. SWEEP WING PASSENGER FOOTBOARD PANS

These unique Swept Wing Passenger Footboard pans complement the Swept Wing Rider Footboard shape and allow you to replace the Original Equipment passenger footpegs on certain models with footboards. When folded, the footboard displays a mirror chrome surface in your choice of smooth or "ball-milled" grooved design. Footboard inserts and footboard supports sold separately.

Fits '06-'17 Dyna, '00-later Softail (except FXDRS, FXFB and FXFBS) and '86-later Touring models equipped with passenger footboard supports. Does not fit Trike models.

50716-04 Chrome – Smooth.



***WARNING:** Installation of accessory Forward Control Kits may affect cornering clearance. This could distract the rider, causing loss of control, resulting in death or serious injury.

66 CRUISER

Foot Controls

A. PASSENGER FOOTPEG SUPPORT KIT – WRINKLE BLACK

Add footpegs to your solo seat-equipped Dyna® motorcycle. Kit includes left and right footpeg supports and mounting hardware. Footpegs and footpeg hardware sold separately.

Fits '06-'17 Dyna models.

50210-06 Wrinkle Black.

B. ADJUSTABLE PASSENGER FOOTPEG MOUNT KIT

Maximize your passenger's riding comfort. Proper foot position reduces the cramped or stretched-out feeling and relieves pressure on the knees and the tailbone. These Adjustable Mounts raise and lower the passenger footpeg to accommodate taller and shorter passengers. Easy to adjust with common tools, the mount adjusts through a 360° range (depending on model), allowing both fore and aft and up and down height adjustment. Kit includes left and right adjustable support assembly and all required mounting hardware. Footpegs sold separately.

50763-09

Fits models with H-D® male-mount style passenger footpeg supports (except Softail® models). Does not fit with Heel Raiser Footpeg Kit P/N 50178-09. Does not fit the rider position.

C. JIFFY STAND EXTENSION KIT

Jiffy Stand Extension Kits have been ergonomically designed to simplify the deployment and retraction of the jiffy stand. The extension is shaped to simplify locating the tab with your boot and aid in swinging the jiffy stand into position. The move feels natural and adds confidence when parking your motorcycle in a tight spot. Kit mounts to Original Equipment jiffy stand and includes all required mounting hardware.

50000032

Fits '93-'17 Dyna models (except FXDFSE, FXDS-CONV, FXDSE, FXDWG2, FXDWG3, FXDX, FXDXT, '99-'00 FXR and '01-'04 FXDL).

D. MINI FOOTBOARD KIT*

This Footboard Kit can be installed in place of traditional footpegs and provides a little additional leg support and more options to move your legs around on a long ride. Mini Footboards mount to the standard H-D® style footpeg supports and can be used in many rider, passenger and highway peg applications. Sole-gripping rubber complements Original Equipment or accessory footboards and footpegs and adds vibration isolation and a rich appearance.

Fits rider position:

'02-'17 VRSC™ models with forward controls (except VRSCDX and VRSCF), '15-'20 XG models (except XG750A), '06-earlier XL, '07-'10 XL883, XL883C, XL883R, XL1200C, XL1200R and '07-'11 XL1200L, '91-'17 Dyna® models (except FLD) and '84-'17 Softail models with forward controls (except FXCW, FXCWC, FXS, FXSB or FXSBSE).

Fits passenger position:

All models with H-D male-mount passenger peg mounts (except '06-earlier VRSC, '03-earlier XL, '05-earlier Dyna and Softail models equipped with Shotgun exhaust). '84-'17 Softail models require separate purchase of Support Kit P/N 50454-09. Does not fit passenger position on '18-later Softail models.

Fits highway peg position:

All models with frame-mount or engine guard-mount highway pegs (except Whiskers Adjustable Highway Bar P/N 50855-09 and 50865-09).

50500139 Small 3.0" – Chrome.

50500144 Small 3.0" – Gloss Black.

50500109 Large 4.0" – Chrome.

50500124 Large 4.0" – Gloss Black.



A. PASSENGER FOOTPEG SUPPORT KIT – WRINKLE BLACK



A. PASSENGER FOOTPEG SUPPORT KIT – WRINKLE BLACK



B. ADJUSTABLE PASSENGER FOOTPEG MOUNT KIT



C. JIFFY STAND EXTENSION KIT



D. MINI FOOTBOARD KIT – (LARGE CHROME SHOWN)



D. MINI FOOTBOARD KIT – (LARGE BLACK SHOWN)



4" Chrome

3" Chrome

4" Black

3" Black

D. MINI FOOTBOARD KIT



E. ENGINE GUARD KIT – CHROME



E. ENGINE GUARD KIT – GLOSS BLACK

CRUISER 67

Engine Guards

E. ENGINE GUARD KIT*

The one-piece Engine Guard is designed to complement the lines of the motorcycle and the available chrome or gloss black finish adds the perfect finishing touch.

For use with the mid or forward controls. Fits '06-'17 Dyna® models. '14-'17 FXDL, FXDLS (all markets) and '15-'17 Dyna (India models only) require separate purchase of Horn Relocation Bracket P/N 69000058. Fits with Oil Cooler Kit P/N 26151-07B. '07-'08 FXDSE and '09-'10 FXDFSE requires removal of front chin spoiler and separate purchase of Regulator Caddy P/N 70464-08A. '06-'11 models equipped with evap canister also require separate purchase of Canister Bracket P/N 47207-06. '12-'17 models equipped with evap canister require separate purchase of Canister Relocation Kit P/N 60800005.

49010-06 Chrome.

49320-09 Gloss Black.

Also available: (not shown)

HORN BRACKET ADAPTER

69000058

Fits '14-'17 FXDL and FXDLS (all markets) and '15-'17 Dyna (India models only) equipped with Engine Guard P/N 49010-06, 49320-09, 49000077 or 49000078.



***WARNING:** Do not use highway pegs under normal stop and go operating conditions. Doing so could result in death or serious injury.



***WARNING:** Do not use highway pegs under normal stop and go operating conditions. Doing so could result in death or serious injury.



***WARNING:** These guards may provide limited leg and cosmetic vehicle protection under unique circumstances (fall over while stopped, very low speed slide). They are not made nor intended to provide protection from bodily injury in a collision with another vehicle or any other object.

68 CRUISER

Chassis Trim – Front End

A. PREMIUM TANK PANEL WITH POUCH

This leather tank panel features an over-sized pouch for convenient at-your-fingertips storage. The heavy-duty leather pouch will maintain its shape for miles to come while the bold chrome Bar & Shield medallion sits proudly on the flap for all to admire.

91135-09

Fits '93-'08 FXDWG, '06 FXD35, '07-'17 FXDC and FXDF and '00-'17 Softail® models (except FLS, FLSS, FLSTNSE, FLSTSB, FLSTSE, FXCW, FXCWC, FXS, FXSB, FXSBSE, FXSE, FXSTD, FXSTSSE, '09-'17 FLSTC and '06 FLSTFSE). '93-'03 FXDWG models require the separate purchase of Clip P/N 10102 and O-Ring P/N 11174.

B. LOWER BELT GUARD COVER – CHROME

Designed to cover the Original Equipment black lower debris deflector, this mirror chrome-finished cover adds an exceptional finish to the rear drive components. Kit includes required mounting hardware.

60514-07A Fits '07-'17 Dyna® models.

Also available:

UPPER BELT GUARD – CHROME

Hand-polished and chrome-plated to replace your factory-equipped black upper belt guard.

60293-00 Fits '00-'05 Dyna models.

C. BAR & SHIELD LOGO COIL COVER

Featuring a radical open-face design with a Bar & Shield silhouette, this Chrome Coil Cover matches the Chrome Voltage Regulator Cover for an integrated custom look. Includes all mounting hardware.

74616-04


Fits '04-'17 EFI Dyna and '01-'17 EFI equipped Softail models (except FXCW, FXCWC, FXS, FXSB, FXSBSE, FXSE and FXST-Aus).



A. PREMIUM TANK PANEL WITH POUCH



B. CHROME UPPER AND LOWER BELT GUARDS



C. BAR & SHIELD LOGO COIL COVER



D. MAGNUM 5 SPROCKET COVER – CHROME



F. BATTERY COVER BAND – HARLEY-DAVIDSON SCRIPT



H. BATTERY SIDE COVER – CHROME



E. BATTERY COVER – CHROME



G. ELECTRICAL PANEL TRIM – CHROME



I. BATTERY COVERS – CHROME

CRUISER 69

Chassis Trim – Rear End

D. MAGNUM 5 SPROCKET COVER

Styled to match the distinctive Magnum 5 Custom Wheel. Available in mirror chrome or gloss black, this Sprocket Cover gives the appearance of having a custom sprocket at a fraction of the cost. Cover is easy to install with Original Equipment hardware or add the Chrome Hardware Kit P/N 94773-07 (sold separately) for a finished look.

Fits '07-'17 Dyna® models (except FLD).

40120-09 Chrome.

E. BATTERY COVER – CHROME

Dress your battery with a new chrome skin. This one-piece Chrome Battery Cover replaces the painted box and adds a bright contrast to the Original Equipment satin aluminum trim band.

66375-06

Fits '06-'17 Dyna models (except FXDL). '14-'17 Dyna models require purchase of a battery cover trim band.

F. BATTERY COVER BAND – HARLEY-DAVIDSON SCRIPT

Replace the Original Equipment satin aluminum trim band with a splash of chrome. This easy-to-install custom contoured trim band features a black-filled embossed Harley-Davidson script design and offers a stunning contrast to the factory painted battery cover or a great finishing touch for the Chrome Battery Cover P/N 66375-06 or 61300186.

66443-06

Fits '06-'17 Dyna models (except FLD, FXDL, '13-'17 FXDB and '14-'17 FXDF). Also fits models equipped with Battery and Electrical Panel Cover Kit P/N 61300186.

G. ELECTRICAL PANEL TRIM – CHROME

This sweeping chrome spear adds a mirror-polished accent to your bike's profile. The easy-to-install band is a high-contrast addition to the Original Equipment painted electrical panel cover or the perfect finishing touch on a Chrome Cover.

66462-07

Fits '04-'17 Dyna models (except '06 FXD35, '04-'13 FXDL, '17-later FXDLS and '04-'08 FXDWG models with Original Equipment electrical panel cover).

H. BATTERY SIDE COVER – CHROME*

This chrome-plated cover is designed for use with the new Harley-Davidson® AGM sealed maintenance-free batteries and can be used in combination with Battery Top Cover P/N 66367-97 or 66368-97.

66718-01

Fits '97-'03 XL and '97-'05 Dyna® models.

I. BATTERY COVERS – CHROME*

Chrome-plated battery enclosures include slotted openings for convenient visual check of battery fluid levels. Easy installation.

66375-97

Fits '97-'05, '97-'05 FXD, '99-'05 FXDX and '01-'03 FXDXT models. Stock on FXDL, FXDWG and FXDS-CONV. models.

*NOTE: Battery dimensions of Harley-Davidson® AGM Batteries P/N 65989-97A, 65989-90B and 65991-82B may not allow use of accessory battery side covers on XL and Dyna models.

A. SOFTAIL® QUARTER FAIRING

This street performance-inspired Quarter Fairing is designed to reduce drag while providing a sleek, custom look. With a Dark Smoke windscreen featuring a Harley-Davidson script on the lower leading edge, it provides the wind protection you need to go all day while looking sinister in the process.

Fits '18-later FXBB and FXLR, '20-later FXLRS, FXST and '21-later FXBBS models. Requires separate purchase of model specific Fairing Bracket Kit. FXBB models require separate purchase of Turn Signal Brackets P/N 12700164 and 67800630 and Hardware P/Ns 67015-02 (qty 2), 7155 (qty 1) and 7331 (qty 1). Does not fit FXBB or FXLR models equipped with Moto Bar P/Ns 55800856 or 55800858 when using Original Equipment handlebar risers. FXLR models equipped with Moto Bar P/Ns 55800856 or 55800858 and Tall Risers P/N 55800852 or 55800854 require separate purchase of Turn Signal Brackets P/N 12700164 and 67800630.

57001627	Raw.
57001615DH	Vivid Black.
57001615EGZ	Gunship Gray.
57001615ENR	Barracuda Silver Denim.
57001615EUZ	Redline Red.
57001615EVC	Fastback Blue.
57001615EVD	White Sand Pearl.
57001615EXE	Industrial Yellow.
57001615ESS	Baja Orange.
57001615EXU	Billiard Gray.
57001615EYV	Blue Burst.
57001615EYP	Red Rock.
57001615EYT	Sharkskin Blue.

B. SOFTAIL QUARTER FAIRING BRACKET KIT


This matte black bracket kit is required for mounting the Quarter Fairing to your motorcycle.

57001249
Fits '18-later FXBB, FXBBS, FXLR and FXST. FXBB, FXBBS and FXST installation requires separate purchase of Turn Signal Brackets P/Ns, 12700164 and 67800630 and Hardware P/Ns 67015-02 (qty 2), 7155 (qty 1) and 7331 (qty 1). FXLR models with Tall Risers/Moto Bars require separate purchase of Turn Signal Brackets P/Ns 12700164 and 67800630 and Hardware P/N 67015-02 (qty 2).

57001250
Fits '20-later FXLRS models. Does not fit FXLRS models with Tall Risers and Moto Bars. Also compatible with 5.75" Headlight Bucket P/N 67700380, Trim Ring, Screw and Lock Nut P/N 67700375, 3383 and 7606.



A. SOFTAIL QUARTER FAIRING



B. SOFTAIL QUARTER FAIRING BRACKET KITS

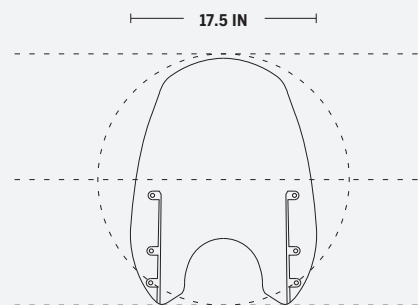
DEFY THE WIND

At highway speed, you take the wind full-force in the chest, causing fatigue in your arms, neck and shoulders.

Take the pressure off with an easy-to-install detachable windshield.

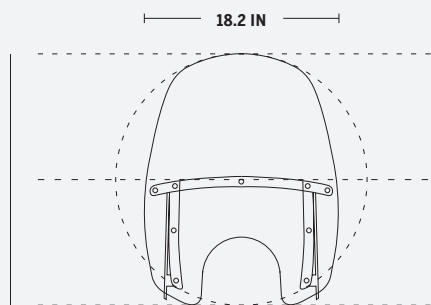
Shaped to divert air, rain and road debris around the rider, a windshield can add hours of riding comfort.

KEEPING YOU COVERED



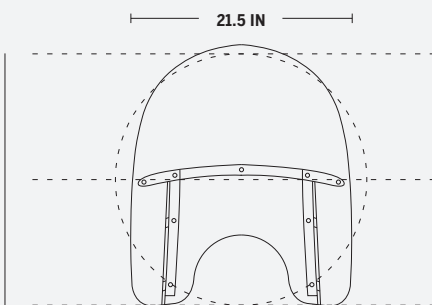
SUPER SPORT

Eliminates wind and debris, but keeps the wind-in-the-hair feeling. Ideal for a cool morning ride to the office, the sleek profile hugs the front lamps for a sporty look.



COMPACT

Traditional king-sized shape with a minimalist edge. For Harley-Davidson® custom and cruiser models, the Compact windshield provides wind and weather protection for every day riding.



KING SIZE

Nothing gets past this one. The King Size windshield is the ultimate in on-road protection. Available in a variety of shield heights, the road can't lay a finger on you.

READY FOR TAKE-OFF

Designed to be installed or removed without tools in seconds, a detachable windshield gives you the freedom to define your ride at the drop of a hat. Ride across the country protected from the elements, then quickly remove the windshield to hit the streets in style.



To avoid looking through bug spots, condensation and road grime, select a windshield that tops out just below your line of sight.


WIND SPLITTER FLIP

Shaped for effective airflow management, Wind Splitter windshields feature a "flip" at the upper edge to help reduce helmet buffeting at speed.

SCRATCH-RESISTANT
HARD-COATED
POLYCARBONATE SHIELD

STAINLESS STEEL
BRACKETS & BRACES

NO TOOLS
QUICK-RELEASE MOUNT



72 CRUISER

Windshields – Super Sport

A. WIND SPLITTER QUICK-RELEASE SUPER SPORT WINDSHIELD

Shaped with just the right mix of width and height to reduce the pounding air pressure against your chest, the Wind Splitter Super Sport Windshield allows you ride comfortably while maintaining the wind-in-the-hair feeling. The windshield's contoured design incorporates a flipped upper edge that manages airflow and turbulence across the top of the shield. The flip adds additional wind shear lift, and effectively provides the protection of a taller windscreen. Ideal for a cool morning ride, the sleek profile of the Super Sport Windshield hugs the front headlamp for a sporty look. And because the windshield mounts to the fork tubes with elegant die-cast lever-locking clamps, you get quick on-and-off convenience and a clean, custom look. Kit includes the hard-coated polycarbonate screen, brackets and quick-release docking clamps.

57400323 19" Light Smoke – Polished.
Fits '18-later FXBB, FXLR, '14-'17 FXDL, '20-later FXST and '21-later FXBBS models. Does not fit FXLRS. Windshield dimensions: Overall height – 24.4"; width – 17.5".

57400334 19" Light Smoke – Polished.
Fits '18-later FXBR and FXBRS models. Windshield dimensions: Overall height – 24.4"; width – 17.5".

B. QUICK-RELEASE SUPER SPORT WINDSHIELD

Reduces the pounding of wind and shower of bugs, but keeps the wind-in-the-hair feeling. Ideal for a cool morning ride, the sleek profile of the Super Sport Windshield hugs the front headlamp for a sporty look. The windshield mounts to the fork tubes with elegant die-cast lever locking clamps, so the windshield does not require any "leave-behind" docking hardware. You get quick on-and-off convenience and a clean, custom look. No tools are required and the kit includes everything needed to install the windshield.

57301-06 19" Light Smoke.
Fits '06-'17 FXDWG, '13-'17 FXSB and FXSBSE and '18-later FXBR and FXBRS models. Windshield dimensions: Overall height – 25.0"; width – 20.1".



A. WIND SPLITTER QUICK-RELEASE SUPER SPORT WINDSHIELD (57400323 SHOWN)



B. QUICK-RELEASE SUPER SPORT WINDSHIELD (57301-06 SHOWN)



C. WIND SPLITTER QUICK-RELEASE COMPACT WINDSHIELD (57400327 SHOWN)



D. QUICK RELEASE COMPACT WINDSHIELD (58346-06 SHOWN)

CRUISER 73

Windshields – Compact

C. WIND SPLITTER QUICK-RELEASE COMPACT WINDSHIELD

Engineered to provide the riding comfort of a larger windshield, this Wind Splitter Windshield features a contemporary contour that sets it apart from the crowd. The compact shape is designed to keep the windshield below your line of sight so you don't need to look through bugs and road grime, while the flipped upper edge manages airflow and turbulence across the top of the shield. The flip adds additional wind shear lift to provide the protection of a taller windscreen. You get a fatigue-free highway ride with reduced pressure on your chest and arms, and the detachable design means you can ride without the shield when the mood strikes. The hard-coated polycarbonate windshield mounts to the fork tubes with elegant die-cast lever-release clamps, so the windshield does not require any leave-behind docking hardware. You get quick on-and-off convenience and a clean, custom look. No tools are required and the kit includes everything needed to install the windshield.

Fits '18-later FXBB, FXBBS, FXLR, FXST and '14-'17 FXDL models. Does not fit FXLRS.

57400327 18" Clear – Polished.
Windshield dimensions: Overall height – 23.4"; width – 17.6".

57400337 18" Light Smoke – Polished.
Windshield dimensions: Overall height – 23.4"; width – 17.6".

57400331 14" Light Smoke – Polished.
Windshield dimensions: Overall height – 19.5"; width – 17.6".

Fits '18-later FXBR and FXBRS models.

57400336 14" Light Smoke – Polished.
Windshield dimensions: Overall height – 19.5"; width – 17.6".

D. QUICK-RELEASE COMPACT WINDSHIELD

This tough, hard-coated polycarbonate Windshield wraps around the headlamp to offer the maximum wind protection available in a compact profile. The windshield mounts to the fork tubes with diecast lever-release clamps so the windshield does not require any leave behind hardware. You get quick on-and-off convenience and a clean, custom look. No tools are required.

Fits '06-'17 Dyna® (except FLD, FXDWG, FXDF and FXDSE) and '18-later FXBB, FXBBS, FXLR and FXST models. FXDLS models require the removal of Original Equipment Wind Deflector.

58346-06 18" Clear – Polished.
Windshield dimensions: Overall height – 26.8"; width – 19.7".

58348-06 14" Light Smoke – Polished.
Windshield dimensions: Overall height – 22.8"; width – 19.5".

74 CRUISER

Windshields – Compact

A. WIND SPLITTER DETACHABLE COMPACT WINDSHIELD

Shaped to divert headwinds around the rider, this compact windshield moderates the air pressure against your chest and reduces the strain on your arms during a long highway ride. Designed to provide the riding comfort of a larger windshield, this Wind Splitter Windshield features flipped upper edge to manage the airflow and turbulence across the top of the shield. The flip adds additional wind shear lift to provide the protection of a taller windscreen. The compact size is the perfect compromise between function and style on the road, and the detachable design means you can ride without the shield when you prefer a wind-in-the-hair experience. The hard-coated polycarbonate windshield mounts to the fork triple trees with rubber isolators to reduce vibration and to provide quick tool-free on-and-off installation. Kit includes all mounting hardware.

Fits '18-later FLFB and FLFB models.

57400368 19" Clear – Polished.
Windshield dimensions: Overall height – 23.2"; width – 18.9".

57400367 15" Light Smoke – Polished.
Windshield dimensions: Overall height – 17.8"; width – 18.5".

Fits '18-'24 FXFB and FXFB models.

57400324 19" Clear – Black.
Windshield dimensions: Overall height – 23.2"; width – 18.9".

57400330 15" Light Smoke – Black.
Windshield dimensions: Overall height – 17.8"; width – 18.5".



A. WIND SPLITTER DETACHABLE COMPACT WINDSHIELD
(57400324 SHOWN)

B. LIGHT SMOKE WINDSHIELD – 10"

Hit the highway with all-day comfort. This windshield maintains the cool style of the Low Rider® ST while enhancing rider protection from wind, rain and debris. The windshield is 4" taller than the stock Low Rider® ST windshield to provide added rider protection from wind, rain and debris. The Light Smoke finish does not interfere with forward vision. Made from a durable polycarbonate material that is protected by a hard-coat, scratch-resistant layer. The factory design maintains sleek lines of the fairing and offers an ideal fit.

57400505
Fits '22-Later FXLRST and FXRST models.



B. LIGHT SMOKE WINDSHIELD – 10"

C. ST WIND DEFLECTOR

Maintain a low profile. This 2" tall wind deflector is designed specifically for riders of the Low Rider® ST model who prefer to ride with maximum style and minimal wind protection. The gold coating gives it dazzling style. An opaque gold finish complements wheels and accents of the Low Rider® ST model. Shaped to complement the shape of the Low Rider® ST fairing. Durable surface is protected by a scratch-resistant layer. Factory designed for an ideal fit and durability while providing a low, lean look for your custom ride.

57400503
Fits '22-Later FXLRST and FXRST models.



C. ST WIND DEFLECTOR

CRUISER 75

Windshields – King Size

D. KING-SIZE H-D® DETACHABLES™ WINDSHIELD

Nothing gets past this one. The King Size windshield is the ultimate in on-road protection. This full coverage shield creates a clean managed flow of air over and around the rider and passenger, and because it is designed to be installed or removed in seconds without tools, a detachable windshield gives you the freedom to define your ride at the drop of a hat. Ride across the country protected from the elements, then quickly remove the windshield to hit the streets in style. This one-piece windshield is formed from hard-coated polycarbonate material to resist scratching. The shield is attached to stainless steel mounting brackets supported by molded-rubber bushings for improved isolation. Windshields are available in a variety of heights to match your size, and with traditional polished or contemporary gloss black braces to match your bike's finishes. Kit includes mounting hardware.

Fits '18-later FLDE, FLHC and FLHCS models.

57400328 21" Clear – Polished.
Windshield dimensions: Overall height – 26.8"; width – 21.4".

57400332 18" Clear – Polished.
Windshield dimensions: Overall height – 23.8"; width – 21.5".

Fits '18-'21 FLSL models.

57400335 18" Clear – Black.
Windshield dimensions: Overall height – 23.8"; width – 21.5".

E. SPORT GLIDE® WINDSHIELD

Style meets function. This 5.5" tall Windshield stands 4" taller than the Original Equipment Sport Glide wind deflector to offer sport styling with a little greater wind protection. The taller shield moves more air up and over the rider to reduce helmet buffeting and wind-related fatigue. Harley-Davidson® windshields are formed of hard-coated polycarbonate for strength and scratch resistance and the light smoke tint complements any paint color.

57400360 5.5" Light Smoke.
Fits '18-'24 FLFB models.



D. KING-SIZE H-D DETACHABLES WINDSHIELD
(DELUXE MODEL SHOWN)



E. SPORT GLIDE WINDSHIELD

ENJOY THE RIDE

The relationship between the seat, the handlebar and the foot controls has an enormous impact on the comfort, control and confidence you feel when riding your motorcycle. Once you've picked the bike, it's time to choose the options that match your ride to your personal dimensions.

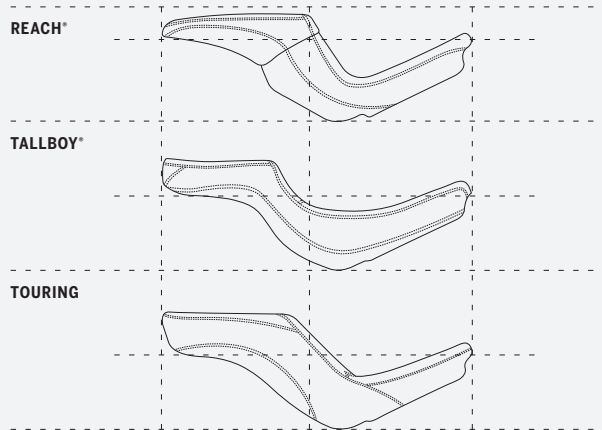


For shorter riders, consider tailoring your fit by changing to a Reach® Seat, Mid-Foot Controls, and lowered suspension height.



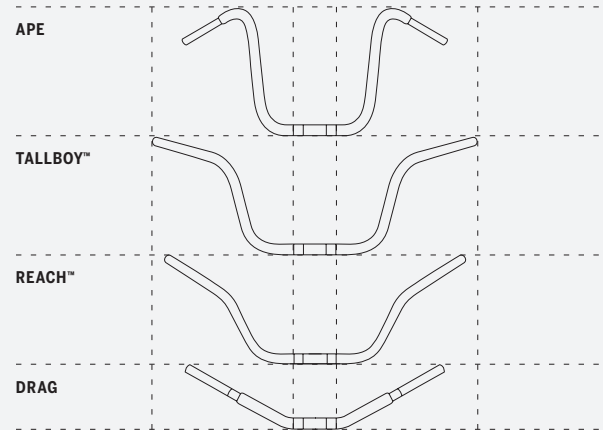
For taller riders, consider altering your ride by changing to a Tallboy® Seat and Extended Foot Controls.

ESTABLISH YOUR POSITION AND FEEL



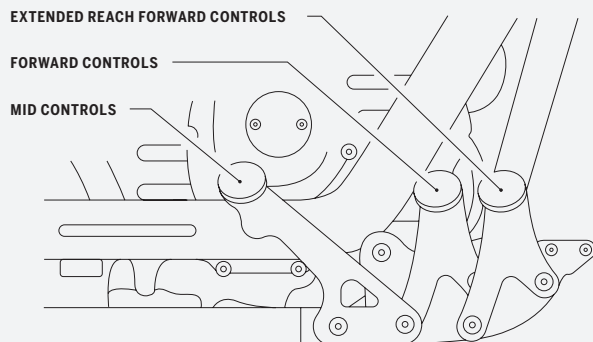
SEATS

Seat height and shape impact rider comfort, fit and confidence. Where the seat positions you relative to the foot controls, hand controls and the ground plays a major role in the quality of your ride.



HANDLEBARS

Where the bar positions your arms, hands and wrists directly impacts how you feel on the motorcycle. Choose a bar that falls easily to hand, and does not pull you out of the seat when maneuvering.



FOOT CONTROLS

Repositioning your feet can relieve muscle tension, take pressure off the tailbone and reduce fatigue. The correct riding position can add hours of comfort and hundreds of miles to your daily saddle time.

LOW HEIGHT



SUSPENSION

Adjusting your motorcycle's ride height by raising or lowering the suspension is often the first step in fitting the bike to your stature. Being sure-footed at a stop can really increase your sense of confidence.

Switchback Seating



A. SWITCHBACK SEAT – DELUXE, HERITAGE, SLIM, STREET BOB AND STANDARD

A. SWITCHBACK SEAT – DELUXE, HERITAGE, SOFTAIL SLIM®, STREET BOB® AND STANDARD

Add some style and attitude with no comfort compromise. This one-piece, two-up seat offers a high-performance profile with a focus on design details. The one-piece, two-up design incorporates rider seat and pillion. Features dimpled vinyl and raised pillow detail in the center of rider position for a custom look. With contrasting stitching. The deep shape supports the aggressive rider. The clean style complements any custom direction.

52000652
Fits '18-later FLDE, FLHC, FLHCS, FLSL, FXST, FXBB and FXBBS models.

B. SWITCHBACK SEAT – U STITCH – DELUXE, HERITAGE, SOFTAIL SLIM, STREET BOB AND STANDARD

Take your custom style up a notch. This one-piece, two-up seat features premium smooth black vinyl with a stitched-in pattern in a bold U pattern on the rider and passenger seating surface, a multi-panel design and contrasting stitching throughout. The one-piece, two-up design incorporates rider seat and pillion. The stitched U pattern on the tops of seating surfaces adds contrast and visual detail. Smooth black premium vinyl with contrasting stitching and rubber Bar & Shield logo. Fastback profile.

52000759
Fits '18-later FLDE, FLHC, FLHCS, FLSL, FXST, FXBB and FXBBS models.



B. SWITCHBACK SEAT – U STITCH – DELUXE, HERITAGE, SLIM, STREET BOB AND STANDARD

C. SWITCHBACK SEAT – RED STITCH – DELUXE, HERITAGE, SOFTAIL SLIM, STREET BOB AND STANDARD

Take your custom style up a notch. This one-piece two-up seat features contrasting vinyl patterns, performance red stitching and a modern interpretation of the classic tuck-and-roll upholstery pattern. One-piece two-up design incorporates rider seat and pillion. Seam-sealed construction prevents rain or wash water from infiltrating the seat foam in critical areas. Debossed tuck and roll pattern on seating surface. Smooth black vinyl seating surface. Textured vinyl side panels. Contrasting Performance Red stitching. Performance Red rubber Bar & Shield logo. Fastback profile.

52000789
Fits '18-later FLDE, FLHC, FLHCS, FLSL, FXBB, FXBBS and FXST models and '24-later FLI models. '24-later FLI requires removal of original equipment seat rail.



C. SWITCHBACK SEAT – RED STITCH – DELUXE, HERITAGE, SOFTAIL SLIM, STREET BOB AND STANDARD



3D Mesh Technology



Water-Resistant Seams

SOFTAIL

78 CRUISER

Seating – Switchback

A. SWITCHBACK SEAT – LOW RIDER® AND SPORT GLIDE®

Add some style and attitude with no comfort compromise. This one-piece, two-up seat offers a high-performance profile with a focus on design details. The one-piece, two-up design incorporates rider seat and pillion. Features dimpled vinyl and raised pillow detail in the center of rider position for a custom look. With contrasting stitching. The deep shape supports the aggressive rider. The clean style complements any custom direction.

52000653

Fits '18-later FL5B, FXLR, FXLRS and FXLRST models.

B SWITCHBACK SEAT – U STITCH – LOW RIDER AND SPORT GLIDE

Take your custom style up a notch. This one-piece, two-up seat features premium smooth black vinyl with a stitched-in pattern in a bold U pattern on the rider and passenger seating surface, a multi-panel design and contrasting stitching throughout. The one-piece, two-up design incorporates rider seat and pillion. The stitched U pattern on the tops of seating surfaces adds contrast and visual detail. Smooth black premium vinyl with contrasting stitching and rubber Bar & Shield logo. Fastback profile.

52000761

Fits '18-later FL5B, FXLR, FXLRS and FXLRST models.

C. SWITCHBACK SEAT – RED STITCH – LOW RIDER AND SPORT GLIDE

Take your custom style up a notch. This one-piece two-up seat features contrasting vinyl patterns, performance red stitching and a modern interpretation of the classic tuck-and-roll upholstery pattern. One-piece two-up design incorporates rider seat and pillion. Seam-sealed construction prevents rain or wash water from infiltrating the seat foam in critical areas. Debossed tuck and roll pattern on seating surface. Smooth black vinyl seating surface. Textured vinyl side panels. Contrasting Performance Red stitching. Performance Red rubber Bar & Shield logo. Fastback profile.

52000786

Fits '18-later FL5B, FXLR, FXLRS and FXLRST models.



A. SWITCHBACK SEAT – LOW RIDER AND SPORT GLIDE



B. SWITCHBACK SEAT – U STITCH – LOW RIDER AND SPORT GLIDE



C. SWITCHBACK SEAT – RED STITCH – LOW RIDER AND SPORT GLIDE



3D Mesh Technology



Water-Resistant Seams

CRUISER 79

Seating – Reach®

REACH® SOLO SEATS

From the custom metal Harley-Davidson® medallion to the sleek fast-back design, this seat is shaped to deliver the ergonomic position that a shorter rider needs. Sculpted and molded to ease the reach to the ground, this Reach® Solo seat positions the rider closer to the controls when compared to the stock seat. The narrow nose and the seating position provides the rider with added confidence and control while the bike is at a stop or during parking maneuvers, while the generous seating width adds support for the long haul. And the seat's upturned tail keeps you in place without confining you to one position. For maximum comfort and support, these seats are recommended for riders between 5'-2" and 5'-8" tall.

D. REACH SOLO SEAT – SOFTAIL SLIM® STYLING

This minimalistic Reach Solo Seat features a classic tuck & roll design that perfectly complements the bobber style of the Softail Slim® models. Matching Passenger Pillion P/N 52400129 is available.

Measurements as compared to other seating options:

- Stock '18 Softail Slim® model seat – 1.25" forward.

52000303

Fits '18-'21 FL5L models. Seat width 11.5".

E. REACH SOLO SEAT – FAT BOY® STYLING

This Reach Solo Seat puts you closer to the controls without sacrificing the Fat Boy® model's head-turning style. The seat features stitching and seat textures are a perfect match for the Original Equipment passenger pillion.

Measurements as compared to other seating options:

- Stock '18 Fat Boy model seat – 1.0" forward.

52000352

Fits '18-later FL5B and FL5S models equipped with Original Equipment passenger pillion or Sundowner™ Pillion P/N 52400170. Seat width 14.0".

REACH TWO-UP SEATS

Designed to position riders with a shorter inseam closer to the ground, Reach Two-Up Seats are shaped to place the rider in a comfortable and confident relationship to the hand and foot controls. The wide seating surface provides loads of support and the narrow tapered nose brings the rider's legs together for an easier reach to the ground at a stop. These Reach Two-Up Seats feature a stepped profile that keeps the rider from sliding rearward during acceleration, and a generous raised passenger position that cradles the tailbone for hours of riding comfort. The rich vinyl seating surface is accented with a classic Harley-Davidson® medallion.

F. REACH TWO-UP SEAT – SPORT GLIDE® STYLING

Designed to look like a separate solo seat and pillion, this smooth vinyl one-piece Reach Two-Up Seat perfectly complements the sweeping lines of the Low Rider® model.

Measurements as compared to other seating options:

- Stock '18 Low Rider model seat – 0.5" lower, 1.5" forward.

52000354

Fits '18-later FL5B, FXLR, FXLRS, FXLRST and FXRST models. Seat width 12.0"; passenger pillion width 5.5".



D. REACH SOLO SEAT – SOFTAIL SLIM STYLING



E. REACH SOLO SEAT – FAT BOY STYLING (SHOWN WITH ORIGINAL EQUIPMENT PILLION)



F. REACH TWO-UP SEAT – SPORT GLIDE STYLING



Reach Seats



Tallboy Seats

SOFTAIL

80 CRUISER

Seat – Tallboy®

TALLBOY® TWO-UP SEATS

The correct riding position can help a tall rider sit comfortably on the bike and avoid leg cramps and back strain during a long day in the saddle. For riders with a longer inseam, a Tallboy® Seat moves the rider up and back from the stock seating position to eliminate the “knees-high” riding position and effectively place the body for a natural arm and leg reach to the controls. Tallboy Seats feature a bucket-shaped design and a wide seating surface to reduce pressure on the rider’s tailbone, without looking bulky or overstuffed. And the passenger pillion is shaped and padded to maximize passenger comfort. The rich vinyl seating surface is accented with a round Harley-Davidson® medallion.

A. TALLBOY TWO-UP SEAT – DELUXE, HERITAGE, SOFTAIL SLIM® AND STREET BOB®

Measurements as compared to other seating options:

- Stock '18 Deluxe model seat – 2.5" rearward, 1.0" higher.
- Stock '18 Heritage model seat – 2.5" rearward, 1.0" higher.
- Stock '18 Softail Slim® model seat – 1.75" rearward, 1.75" higher.
- Stock '18 Street Bob® model seat – 2.5" rearward, 1.0" higher.

52000355

Fits '18-later FLDE, FLHC, FLHCS, FLSL, FXBB, FXBBS and FXST models. Seat width 14.5"; passenger pillion width 9.75".

B. TALLBOY TWO-UP SEAT – LOW RIDER®

Measurements as compared to other seating options:

- Stock '18 Low Rider® model seat – 2.75" rearward, 1.0" higher.

52000305

Fits '18-later FLSB, FXLR, FXLRS, FXLRST and FXRST models. Seat width 14.5"; passenger pillion width 9.0".



A. TALLBOY TWO-UP SEAT – DELUXE, HERITAGE, SOFTAIL SLIM AND STREET BOB



B. TALLBOY TWO-UP SEAT – LOW RIDER



Tallboy Seats

CRUISER 81

Seating – Hammock

C. HARLEY® HAMMOCK TOURING SEAT

Stay in the saddle all day. This Harley® Hammock seat features broad seating surfaces and a shallow bucket shape to distribute the weight and reduce pressure points. Beneath the two inches of traditional dual-density foam, the rider's weight is supported by a revolutionary fabric suspension system. Black with contrast stitching and embroidered Harley-Davidson logo. Sling-like suspension system is integrated into the seat and acts like a hammock. Provides two inches of suspension above the seat pan and internal system prevents “bottoming out”. Seam-sealed construction prevents rain or wash water from infiltrating the seat foam in critical areas. Optional Rider Backrest for additional back support (sold separately).

52000746

Fits '18-later FLDE, FLHC, FLHCS, FLSL, FXBB, FXBBS and FXST models and '24-later FLI models. '24-later FLI requires removal of original equipment seat rail. Seat width 16.0" passenger pillion width 11.25".

52000747

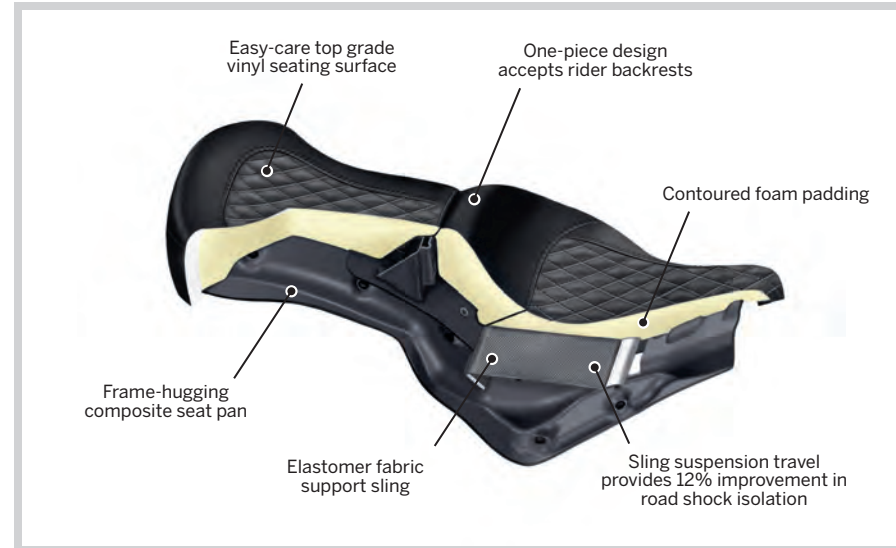
Fits '18-later FLFB, FLFBS, FXBR, and FXBRS models. Seat width 16.5" passenger pillion width 10.75".

D. HAMMOCK ADJUSTABLE RIDER BACKREST

Add back support to the Harley Hammock seat for long-haul riding comfort. This contoured backrest pad is shaped to provide full lower back support without pushing the rider forward, and the slim profile maximizes the available passenger space. Black with contrast stitching. Styled to match the Harley® Hammock Touring Seat. Seam-sealed construction prevents rain or wash water from infiltrating the foam in critical areas. Backrest slips into the receiver built into the seat for easy on-off installation. Thumbwheel controls provide micro adjustment of the backrest height and angle for a custom fit riding position. Includes backrest assembly and protective grab strap pad. Does not fit with Original Equipment seat. Backrest pad width 11.25".

52300745

Fits '18-later FLDE, FLHC, FLHCS, FLSL, FXBB, FXBBS, FLFB, FLFBS, FXBR, FXBRS and FXST models equipped with Signature Hammock Seat P/N 52000746, 52000747, 52000290 or 52000294.



C. HARLEY HAMMOCK TOURING SEAT



C. HARLEY HAMMOCK TOURING SEAT



D. HAMMOCK ADJUSTABLE RIDER BACKREST

SOFTAIL

82 CRUISER

Cruiser – Seating

SUNDOWNER™ SOLO SEATS

Ride sun-up to sun-down in comfort and style. The Sundowner™ Solo Seat's shape and foam density were developed and refined during hundreds of hours of test rides and ergonomic evaluations. The unique seat features a deep bucket design that cradles the tailbone and provides back support for the rider. The narrow nose of the seat was sculpted to bring the legs closer together, and to look great where it meets the tail of the fuel tank. The seats are constructed with premium vinyl surfaces for comfort and durability.

A. SUNDOWNER SOLO SEAT – FAT BOY®

Smooth vinyl and double row stitched side panels define the look of the Sundowner Solo Seat for Fat Boy® models, and perfectly complement the Original Equipment passenger pillion. Or for additional passenger comfort, team this seat with the matching Sundowner Pillion P/N 52400170.

52000293

Fits '18-later FLFB and FLFB models. Seat width 16.25".

B. BADLANDER® SEAT

Clean smooth covers, subtle top-stitching and a frame-hugging profile add up to a statement only Harley could create. The low design delivers a reduced seat height that is ideal for riders that want the shortest possible reach to the ground, and the long and lean shape allows tall riders to move back from the hand and foot controls without sitting higher on the bike. This seat is wrapped in water-resistant vinyl and finished with an embroidered Harley-Davidson script. Kit includes grab strap and all mounting hardware.

52000300

Fits '18-later FLDE, FLHC, FLHCS, FLSL, FXBB, FXBBS and FXST models. FLDE, FLSL, and FXBB models require separate purchase of Passenger Footpegs and Passenger Footpeg Mounting Kit P/N 50500769 or 50500771. Seat width 12.0"; passenger pillion width 5.5".

52000298

Fits '18-later FLSB, FXLR, FXLRS, FXLRST and FXRST models. Seat width 11.0"; passenger pillion width 6.0".

C. BEVEL SOLO SEAT

You make zero compromises when it comes to style so you're not about to trade looks for comfort. And why should you? Now you can have the best of both worlds and no one needs to know. The Bevel Seats were created with all the attitude to suit your styling direction while providing all the function without the bulky look of a comfort seat. The low, slim profile of the Bevel Seats complement the lines of your bike while the carbon fiber-like inserts, chevron-shaped pleating, HDMC embroidered script and edgy aluminum button detail, that your back end won't feel, add a custom look. What nobody sees but makes any ride better is the lightweight and breathable 3D mesh material. 3D mesh absorbs the impact of even the worst roads even though the material is significantly thinner than comparable seats. Taped seams provide water resistance to keep your back end dry even when the seat is wet and, the "bevel" at the back of the seat adds to the rider's lower back comfort.

52000391

Fits '18-later FXFB and FXFB models. Seat width 11.5".



A. SUNDOWNER SOLO SEAT – FAT BOY (SHOWN WITH SUNDOWNER PILLION)



B. BADLANDER SEAT (52000300 SHOWN)



C. BEVEL SOLO SEAT



3D Mesh Technology



Water-Resistant Seams

CRUISER 83

Seating – Sundowner™

SUNDOWNER TWO-UP SEATS

The Sundowner Seat provides the maximum in long-riding comfort. The deep-bucket design puts your body in the proper touring position and the generous padding makes it comfortable for both the rider and passenger as the miles are adding up. The dished shape provides added rider back support and the wide passenger pillion is shaped to minimize pressure points.

D. SUNDOWNER SEAT – DELUXE, HERITAGE SOFTAIL®, SOFTAIL SLIM® & STREET BOB®

The Sundowner™ Seat provides the maximum in long-riding comfort. The deep-bucket design puts your body in the proper touring position and the generous padding makes it comfortable for both the rider and passenger as the miles are adding up. The dished shape provides added rider back support and the wide passenger pillion is shaped to minimize pressure points. Black with contrast stitching and bright Harley-Davidson® badge. Seam-sealed construction prevents rain or wash water from infiltrating the seat foam in critical areas. Styled covering and generous rider and passenger spaces. Comfortable Sundowner™ Two-Up Seat is shaped to maximize time in the saddle. Sweeping center panel stitching and the tapered sides visually shrink the seat.

52000748

Fits '18-later FLDE, FLHC, FLHCS, FLSL, FXBB, FXBBS and FXST models and '24-later FLI models. '24-later FLI requires removal of original equipment seat rail. Seat width 15.25" passenger pillion width 10.00".

E. SUNDOWNER SEAT – LOW RIDER®

Black with contrast stitching and bright Harley-Davidson badge. Seam-sealed construction prevents rain or wash water from infiltrating the seat foam in critical areas. Styled covering and generous rider and passenger spaces. Comfortable Sundowner Two-Up Seat is shaped to maximize time in the saddle. Sweeping center panel stitching and the tapered sides visually shrink the seat.

52000749

Fits '18-later FLSB, FXLR, FXLRS, FXLRST and FXRST models. Seat width 15.0"; passenger pillion width 12.25".

F. SUNDOWNER SEAT – FAT BOB®

Inspired by the styling of the Original Equipment Fat Bob seat, this Sundowner Two-Up Seat provides long range comfort for both the rider and the passenger, without distracting from the bike's muscular personality.

52000349

Fits '18-later FLSB, FXLR, FXLRS, FXLRST and FXRST models. Seat width 15.0"; passenger pillion width 12.25".



D. SUNDOWNER SEAT – DELUXE, HERITAGE SOFTAIL, SOFTAIL SLIM & STREET BOB



E. SUNDOWNER SEAT – LOW RIDER



F. SUNDOWNER SEAT – FAT BOB

84 CRUISER

Seating & Pillion

A. PASSENGER PILLION – STREET BOB®/SOFTAIL SLIM® MODELS STYLING*

Bring a passenger along for the ride. This easy-to-install detachable Passenger Pillion features a tuck and roll cover styled to match the Original Equipment solo seat. Kit includes mounting hardware and grab strap.

52400128 Street Bob® Styling.
Fits '18-later FXBB, FXBBS and FXST models with Original Equipment solo seat. Requires separate purchase of Passenger Footpegs and Passenger Footpeg Mounting Kit P/N 50500769 or 50500771. Pillion width 6.75".

52400129 Softail Slim® Styling.
Fits '18-'21 FLSL models with Original Equipment solo seat or Reach® Solo Seat P/N 52000303. Requires separate purchase of Passenger Footpegs and Passenger Footpeg Mounting Kit P/N 50500769 or 50500771. Pillion width 6.75".



A. PASSENGER PILLION –
SOFTAIL STREET BOB STYLING



A. PASSENGER PILLION –
SOFTAIL SLIM STYLING

B. SUNDOWNER™ PASSENGER PILLION – HERITAGE SOFTAIL® STYLING*

Styled with double row center panel stitching and blacked-out rectangular studs, this comfortable Sundowner™ Passenger Pillion is a perfect replacement for the minimalistic Original Equipment passenger seat.

52400171
Fits '18-later FLHC and FLHCS models with Original Equipment Solo Seat. Passenger pillion width 11.25".



B. SUNDOWNER PASSENGER PILLION – HERITAGE SOFTAIL STYLING

C. SUNDOWNER PASSENGER PILLION – BREAKOUT**

Shaped for maximum passenger comfort, this Sundowner Passenger Pillion is the perfect match for your Breakout® model's Original Equipment or Sundowner Solo Seat.

Fits '18-later FXBR and FXBRS models with Original Equipment solo seat, Sundowner Solo Seat P/N 52000429 or 52000292, or Reach Solo Seat P/N 52000304 or 52000430. Passenger pillion width 11.75".

52400225 Grey Stitch.



C. SUNDOWNER PASSENGER PILLION – BREAKOUT, GREY STITCHING

D. SUNDOWNER PASSENGER PILLION – FAT BOY®*

This sculpted pillion will keep your passenger comfortable as the miles add up. Styled to match the Fat Boy® Original Equipment or Sundowner Solo Seat P/N 52000293.

52400170
Fits '18-later FLFB and FLFBS models with Original Equipment solo seat, Sundowner Solo Seat P/N 52000293, or Reach Solo Seat P/N 52000352. Passenger pillion width 12.0".



D. SUNDOWNER PASSENGER PILLION – FAT BOY



***WARNING:** Do not install on models that are not equipped with passenger footpegs. Doing so could result in death or serious injury.

CRUISER 85

Seating Accessories

E. ROAD ZEPPELIN® SEAT PAD

Experience ultimate comfort in the saddle, Road Zeppelin® Seat Pads are equipped with a unique air bladder system that allows your weight to be supported evenly across the entire seating surface. Whether you have a low-profile seat or a larger, more comfortable seat, you will feel the benefits. This air bladder system is designed to reduce pressure points, provide shock absorption and reduce vibration. Unlike other mouth-inflated seat pads, the Road Zeppelin Pad features an easy-to-reach integrated hand pump and metered air release valve that permits quick and controllable adjustment. You can easily adjust the comfort and support while seated on the pad. The UV-stable and snag-resistant mesh cover allows air to circulate beneath the rider's body, reducing the temperature trapped between the rider and seat. Shaped to conform to most Harley-Davidson® seats, the pads feature adjustable mounting straps and a non-skid surface to keep them in place. The hand-washable seat pad can be deflated and rolled for compact storage.

52000327 Rider.
Fits rider position on all models equipped with Original Equipment or accessory seats. Also fits passenger position on Touring models with large pillion area. Pad width – 14.0".



E. ROAD ZEPPELIN SEAT PAD

F. CIRCULATOR SEAT AND BACKREST PADS

Keep comfortable on your next long ride. These breathable Circulator Pads feature 3D construction that promotes air movement and reduces heat buildup where the rider's body touches the seat or backrest. Designed to keep the rider cool by reducing the perspiration buildup between you and the seating surface, the Circulator Pad can be installed and removed in seconds for easy cleaning. The low-profile design minimizes seat-height change compared to inflatable pads, while enhancing comfort with its shock-absorbing construction. Manufactured of UV-stable materials, these seat pads resist fading when exposed to the sun. Elastic under-seat strap and non-slip base provide secure installation and the available Circulator Passenger Pillion Pad attaches to the rider pad with hook-and-loop tabs.

51076-10 Large Seat Pad.
Fits Softail®, Touring and Trike models with Original Equipment and accessory seats. Will not fit Bobber or Road Zeppelin seats. Pad width – 16.0".



F. CIRCULATOR SEAT AND WIDE BACKREST PADS

G. RAIN COVERS*

Featuring a handy storage sack, this black nylon, water-resistant, Cordura® cover packs easily and shelters your seat from the storm.

51638-97 Solo Seat.
Fits H-D® solo seats (except XR and FLSTS).

51639-97 Two-Up.
Fits VRSC™, XG, XL, Dyna® and Softail® models with Two-Up seats. Does not fit Touring and Trike models. Does not fit with Rider Backrests.



G. RAIN COVER – SOLO SEAT



G. RAIN COVER – TWO-UP



***WARNING:** Do not use while riding; could result in death or serious injury.

A. QUICK-RELEASE SEAT HARDWARE KIT

A raised-logo Harley-Davidson emblem finishes the look. SAE 1/4"-20 thread.

Fits '97-later XG, XL, Dyna®, Softail® (except '12-'17 FLS models equipped with Original Equipment seat), Touring and Trike models equipped with SAE 1/4"-20 seat mount hardware. Does not fit seats equipped with spring-loaded rear seat bracket.

51676-97A Chrome.

10500093 Gloss Black.



A. QUICK-RELEASE SEAT HARDWARE KIT – CHROME

B. SEAT MOUNTING NUTS – GLOSS BLACK

No tools required. Sold in pairs.

10400049

Fits all Softail and Touring models with Original Equipment or Genuine Motor Accessory 2-piece seat and knurled seat mounting nuts.



A. QUICK-RELEASE SEAT HARDWARE KIT – GLOSS BLACK



B. SEAT MOUNTING NUTS – GLOSS BLACK



C. TANK KNEE PAD KIT

C. TANK KNEE PAD KIT

These self-adhesive rubber knee pads provide a touch of old-school style. The rich black rubber pads feature tapered ribs and a raised Bar & Shield logo to protect the surfaces where your legs contact the tank. The compact pads measure 7.0" by 2.75", and are flexible enough to fit many tank profiles. Sold in matched pairs.

57300065

Fits fuel tanks on many Harley-Davidson Street®, Sportster®, Dyna and Softail models. May cover a portion of fuel tank graphics; check appearance before adhering to tank.

THE FLEXIBILITY OF SUPPORT

A HoldFast™ detachable sissy bar and passenger backrest pad is the starting point to build a complete touring machine.

The backrest provides long-range comfort and support while adding a feeling of control and confidence for the passenger. Once the Docking Hardware Kit is installed, adding or removing a HoldFast detachable accessory is a simple “pivot and click” proposition.

DETACHING A HOLDFAST™ ACCESSORY



INSTALL

Position the sissy bar to pivot on the front docking points. Rotate the backrest to engage the rear docking points, and lock it into place with a gentle downward push. That's all there is to do.



REMOVE

Grasp and pull the latching tabs rearward to release the sissy bar and pivot forward to clear the rear docking points. Lift the upright free from the front docking points, and you're done.



A. HOLDFAST™ DOCKING HARDWARE KIT

The ideal choice for maximum versatility, this complete kit contains the docking hardware necessary to install all HoldFast™ detachable accessory options. Even if you only install a passenger backrest today, this kit allows you to add additional accessories as your touring demands change. Kit includes docking points to allow installation of H-D® Detachables™ Sissy Bar, Solo Luggage Rack, Two-Up Luggage Rack, Solo Tour-Pak® Rack or Two-Up Tour-Pak Rack.

Fits '18-later FLFB, FLFBS, FXBR and FXBRS models.

52300643 Chrome.

52300644 Gloss Black.

Fits '18-later FLDE, FLHC, FLHCS, FLSL, FXBB, FXBBS, FXFB, FXFBS, FLSB, FXLR, FXLRS, FXLRST, FXRST and FXST models.

52300645 Chrome.

52300646 Gloss Black.

88 CRUISER

Backrests & Racks

A. HOLDFAST™ SISSY BAR UPRIGHT

A sissy bar and passenger backrest pad is the starting point for building a complete touring machine. The backrest adds long-range comfort and support and provides a feeling of confidence and control for the passenger. HoldFast™ One-Piece Uprights feature an exclusive latch system that permits the backrest to be installed or removed in seconds to add versatility to your ride. The HoldFast sissy bar upright simply slips into position on the docking points, and the fingertip latches are clicked into position for a positive lock. HoldFast Sissy Bars are available in short and standard height for optimized passenger back support. A wide variety of Backrest Pads are available to match your comfort or customizing requirements, and the kit includes a matching 3-point backrest pad mount bracket.

Fits '18-later FLDE, FLHC, FLHCS, FLSL, FXBB, FXBBS and FXST models. Installation requires separate purchase of model-specific Docking Hardware Kit.

52300442 Standard-Height, Chrome.

52300446 Standard-Height, Gloss Black.

52300448 Short, Gloss Black.

Fits '18-later FLFB, FLFBS, FXBR and FXBRS models. Installation requires separate purchase of model-specific Docking Hardware Kit.

52300437 Standard-Height, Chrome.

52300439 Standard-Height, Gloss Black.

52300441 Short, Gloss Black.

Fits '18-later FXFB and FXFBS models. Installation requires separate purchase of model-specific Docking Hardware Kit.

52300454 Standard-Height, Gloss Black.

52300456 Short, Gloss Black.

Fits '18-later FLSB, FXLR, FXLRS, FXLRST and FXRST models. Installation requires separate purchase of model-specific Docking Hardware Kit.

52300432 Standard-Height, Chrome.

52300434 Standard-Height, Gloss Black.

52300435 Short, Gloss Black.



A. HOLDFAST SISSY BAR UPRIGHT – CHROME



A. HOLDFAST SISSY BAR UPRIGHT – GLOSS BLACK



A. STANDARD-HEIGHT HOLDFAST SISSY BAR UPRIGHT – GLOSS BLACK (HERITAGE SOFTAIL MODEL SHOWN)



A. SHORT HOLDFAST SISSY BAR UPRIGHT – GLOSS BLACK (LOW RIDER MODEL SHOWN)



B. ONE-PIECE TALL RIGID MOUNT SISSY BAR



C. PASSENGER BACKREST PAD – 21" TALL SISSY BAR



D. PASSENGER BACKREST PAD – SMOOTH BLACK VINYL



D. PASSENGER BACKREST PAD – FAT BOB STYLING



D. PASSENGER BACKREST PAD – FAT BOY STYLING



E. PASSENGER BACKREST PAD – MID-SIZED CONTRAST STITCH



E. PASSENGER BACKREST PAD – MID-SIZED SMOOTH BLACK VINYL



E. PASSENGER BACKREST PAD – MID-SIZED LOW RIDER STYLING



F. STYLED BACKREST PAD MOUNT

CRUISER 89

Backrests & Racks

D. PASSENGER BACKREST PAD – COMPACT

Sized to complement low-profile custom seats, this Compact Passenger Backrest Pad combines practical passenger support with custom compact style. Pads include mounting bracket and hardware required for attachment to sissy bar upright. Pad height 3.75"; width 6.5".

Fits '18-later Softail® and '22-later Nightster® models equipped with Short or Standard Height HoldFast™ Sissy Bar Uprights. Also fits Touring models equipped with Short H-D® Detachables™ Passenger Sissy Bar Upright P/N 52935-04A, 52610-09A or 54248-09A. Will not fit seats with tall passenger pillion pads.

52300559A Smooth Black Vinyl.

52300558A Fat Bob Styling.

52300556A Fat Boy Styling.

E. PASSENGER BACKREST PAD – MID-SIZED

Sized to fit both Low and Standard-Height HoldFast Sissy Bar Uprights, these Mid-Sized Backrest Pads feature a gentle curved shape that cradles the spine and provides hours of passenger comfort. Pad height 7.0"; width 6.75".

Fits '18-later Softail models equipped with Standard Height HoldFast Sissy Bar Uprights. Also fits Touring models equipped with Standard-Height H-D Detachables Passenger Sissy Bar Uprights P/N 52300324, 52627-09A, 54247-09A, 52933-97C or 52805-97B, Tall H-D Detachables Passenger Sissy Bar Upright P/N 52723-06A, Premium H-D Detachables Sissy Bar Upright 52300257 or 52300258.

52300733 Contrast Stitch.

52300560 Smooth Black Vinyl.

52300557 Low Rider Styling.

F. STYLED BACKREST PAD MOUNT

This custom Backrest Mounting Plate replaces the stamped metal mount for a distinctive look. The mirror-finished bracket, chrome-plated mounting hardware and Vivid Black insert contrasts with a leather or vinyl backrest pad to dress your Touring bike in style.

52825-05

Fits Touring models equipped with H-D Detachables Sissy Bar Upright P/N 52805-97B, 52935-04A, 52933-97C, 52723-06A, 52610-09A, 52627-09A, 52300257 or 52300258. Also fits '18-later Softail models equipped with HoldFast Sissy Bar Uprights (except if equipped with Compact Size Pad).

SOFTAIL

90 CRUISER

Backrests & Racks

A. SPORT LUGGAGE RACK FOR HOLDFAST™ SISSY BAR UPRIGHTS*

Smooth sweeping curves and the brilliant chrome or gloss black finish defines the look of this Sport Luggage Rack. Designed to complement both short and standard-height HoldFast™ Sissy Bar Uprights, this sleek rack adds a practical and stylish touch to the motorcycle. When firmly bolted to the HoldFast Sissy Bar system, the combined backrest and luggage rack can be installed or removed from the bike in seconds for a truly versatile touring or cruising machine. For convenient packing, the side supports of these round bar racks are slotted to accept nylon luggage tie-down straps.

Fits '18-later FLDE, FLHC, FLHCS, FLSL, FXBB, FXBBS and FXST models equipped with HoldFast Sissy Bar Upright.

50300124B Chrome.

50300125B Gloss Black.

Fits '18-later FLFB, FLFBS, FXBR and FXBRS models equipped with HoldFast Sissy Bar Upright.

50300127B Gloss Black.

Fits '18-later FLSE, FXFB, FXFBS, FXLR, FXLRS and FXLRST models equipped with HoldFast Sissy Bar Upright.

50300130B Chrome.

50300131B Gloss Black.



A. SPORT LUGGAGE RACK FOR HOLDFAST SISSY BAR UPRIGHTS – CHROME (LOW RIDER MODEL SHOWN)



A. SPORT LUGGAGE RACK FOR HOLDFAST SISSY BAR UPRIGHTS – GLOSS BLACK (LOW RIDER MODEL SHOWN)



B. HOLDFAST LOCKING LATCH – CHROME



B. HOLDFAST LOCKING LATCH – CHROME (TOUR-PAK RACK)



***WARNING:** Do not use this rack as a seat. Do not exceed the fender rack weight capacity. Using as seat or exceeding this capacity could cause handling problems, which could result in loss of control and death or serious injury.

CRUISER 91

Saddlebags

C. DEFENDER QUICK-RELEASE SADDLEBAGS

Add instant luggage capacity with these classic-shaped bags. The two-point mounting system makes it fast and easy to remove and install these bags, with a clean look when the bags are not installed. Rugged vinyl and ballistic nylon wrapped construction. Sturdy design maintains original shape. Durable materials for UV fade resistance. Waterproof dry bags included. Leather top handle folds away inconspicuously but can be pulled out to remove or carry the bags. Sturdy zippers can be locked with a padlock (sold separately). Internal locking mechanism secures each bag to the bike and prevents unwanted removal from the vehicle. External pocket to store items that might be uncomfortable in jacket or pants pockets. Laser cut MOLLE on outer surface offers options for clipping or tying bungees to the bags. Compatible with existing Holdfast racks, backrests, and other components. Luggage Capacity - Saddle bag volume is 30 liters. (15 lbs per bag).

90202763

Fits '18-later FLSE, FLSE, FLSE, FXBB, FXBBS, FXLR, FXLRS, FXLRST and FXST models. All models (except FLSE, FXLRST and '25 FXLRS) require appropriate turn signal relocation kit. FXBB, FXBBS, and FLSE DOM and CAL models require the license plate to be relocated. See instruction sheet for parts list and assembly instructions.

D. OVERWATCH QUICK-RELEASE SADDLEBAGS

These saddlebags feature a classic T-Sport profile with modern features. The new two-point mounting system makes it fast and easy to remove and install these bags, with a clean look when the bags are not installed. Features a rugged ballistic nylon shell with leather lid and an internal sag-prevention design to maintain original shape. The durable materials offer UV fade resistance.

The internal limiter strap prevents contents from spilling when opened. Keep necessities accessible with an external zipper pocket for quick access to small items. Waterproof dry bags included. An internal locking mechanism secures the bags to bike and prevents unwanted removal from the vehicle. Compatible with existing HoldFast™ racks, backrests, and other components

Luggage Capacity:

Collapsed Volume -

Left bag - 1,118.74 in³

Right Bag - 1,260.00 in³

Expanded Volume -

Left bag - 1,478.74 in³

Right Bag - 1,610.00 in³

90202332

Fits '18-later FLSE, FLSE, FLSE, FXBB, FXBBS, FXLR, FXLRS, FXLRST and FXST models. All models (except FLSE, FXLRST and '25 FXLRS) require appropriate turn signal relocation kit. FXBB, FXBBS, and FLSE DOM and CAL models require the license plate to be relocated. See instruction sheet for parts list and assembly instructions.

Shown with:

REAR TURN SIGNAL/LICENSE PLATE RELOCATION KIT

Required for saddlebag installation on certain Softail models, these elegant sweeping mounts move the turn signals and the side-mount rearward on the fender struts, maintaining the stock lines. Available in chrome or gloss black to match the Original Equipment fender strut covers.

Fits '18-'24 FLFB, FLFBS, FLSE, FXBB, FXBBS, FXFB, FXFBS, FXBR, FXBRS, FXLR, FXLRS and FXST models.

67800802B Chrome.

67800830B Black.



C. DEFENDER QUICK-RELEASE SADDLEBAGS



D. OVERWATCH QUICK-RELEASE SADDLEBAGS

SOFTAIL

92 CRUISER

Saddlebags

A. H-D® DETACHABLES™ SADDLEBAGS

Sized for commute to work or a ride across the country, these modern bags are styled to complement the stripped down look of the Softail® cruiser models. These modern waterfall-style saddlebags are completely removable with the simple pull of the internal handle and a rearward slide, leaving your bike stripped down and unencumbered. When removed, the bag leaves behind simple, inconspicuous docking points. The bags feature a flip back lid and a reinforced vinyl-wrapped body with perforated style panels that complement stock and many accessory seats. The bags are finished with nickel snap-to-close hardware and a black chrome Harley-Davidson® signature medallion. Bags include all required mounting hardware, and can be installed with HoldFast™ sissy bars and racks when equipped with model-specific docking hardware. Luggage capacity: 2,170 cubic inches total

90201561A

Fits '18-'24 FL5L, FXBB, FXBBS, FXLR, FXLRS and FXST models. Does not fit FXST and FL5L models in Europe, India, or Japan. Installation requires separate purchase of License Plate/Turn Signal Relocation Kit P/N 67800802A or 67800830A.

B. H-D DETACHABLES LEATHER SADDLEBAGS – NOSTALGIC STYLE

These traditional throw-over style leather saddlebags are completely removable with the simple pull of the internal handle, leaving your bike clean and ready to cruise the boulevard. When removed, the bag leaves behind simple, inconspicuous docking points. Styled to complement the unique look of the stripped-down Softail Slim® and Street Bob® models, these bags feature a leather tub and a reinforced lid that complement stock and many accessory seats. The traditional leather straps and the brass buckles and hardware add a distinctive retro look. Bags include all required mounting hardware, and can be installed with HoldFast sissy bars and racks when equipped with model-specific docking hardware. Luggage capacity: 2,170 cubic inches total.

90201552A

Fits '18-'24 FL5L, FXBB, FXBBS, FXLR, FXLRS and FXST models. Installation requires separate purchase of License Plate/Turn Signal Relocation Kit P/N 67800802A or 67800830A..

Shown with:

REAR TURN SIGNAL/LICENSE PLATE RELOCATION KIT

Required for saddlebag installation on certain Softail models, these elegant sweeping mounts move the turn signals and the side-mount rearward on the fender struts, maintaining the stock lines. Available in chrome or gloss black to match the Original Equipment fender strut covers.

Fits '18-later FLFB, FLFBS, FL5L, FXBB, FXBBS, FXFB, FXFBS, FXBR, FXBRS, FXLR, FXLRS and FXST models.

67800802B Chrome.

67800830B Black.

NOTE: Some Harley-Davidson® saddlebags are made of leather. Fine leathers or other natural materials WILL gain "character," such as wrinkles or wear, with age. This is normal. A fine, aged patina and character wrinkles are a sign of the extremely high-quality materials used to construct your saddlebags. The appearance of scars or marks on the leather is a result of using natural leather panels and should not be thought of as an imperfection. Please use Harley-Davidson® Leather Protectant P/N 93600034 to protect your investment.



A. H-D DETACHABLES SADDLEBAGS



C. H-D DETACHABLES LOCKING SADDLEBAGS – BREAKOUT SHOWN



B. H-D DETACHABLES LEATHER SADDLEBAGS – NOSTALGIC STYLE



D. H-D DETACHABLES SADDLEBAGS – BRASS TRIM (BREAKOUT MODEL SHOWN)

CRUISER 93

Saddlebags

C. H-D® DETACHABLES™ LOCKING SADDLEBAGS

Shaped to complement the flowing lines of the Softail® cruiser models, these premium saddlebags feature a classic slant-style design with a modern twist. Wrapped in a combination of smooth and perforated-look vinyl, the hardshell bags will retain their shape in all kinds of weather. The hinged locking lid tilts outward for easy one-handed access. And when your trip is over, the bags can be removed with the simple turn of the internal lever, leaving behind nothing but inconspicuous docking points. Bags include all required mounting hardware, and can be installed with HoldFast™ sissy bars and racks when equipped with model-specific docking hardware.

90201513A

Fits '18-later FLFB, FLFBS, FXBR and FXBRS models. Installation requires separate purchase of License Plate/Turn Signal Relocation Kit P/N 67800802 or 67800830. Luggage capacity: 2,840 cubic inches total.

D. H-D DETACHABLES SADDLEBAGS – BRASS TRIM

Trimmed with classic valise straps, brass buckles and a matching brass Harley-Davidson® signature medallion, these bags are the perfect complement to your custom ride. These large-capacity lockable detachable saddlebags are completely removable with the simple pull of the internal handle, leaving your bike clean and ready to cruise the boulevard. When removed, the bags leave behind two simple, inconspicuous docking points. These handsome slant-style bags feature push-button latching swing-out lids that are easy to operate with one hand. The hard-shell design retains its shape in all kinds of weather, and the locking hinged lids offer modern convenience and security. Bags include all required mounting hardware, and can be installed with HoldFast sissy bars and racks when equipped with model-specific docking hardware.

90201645A

Fits '18-later FLFB, FLFBS, FXBR and FXBRS models. Installation requires separate purchase of License Plate/Turn Signal Relocation Kit P/N 67800802A or 67800830A. Luggage capacity: 2,840 cubic inches total.

NOTE: Some Harley-Davidson® saddlebags are made of leather. Fine leathers or other natural materials WILL gain "character," such as wrinkles or wear, with age. This is normal. A fine, aged patina and character wrinkles are a sign of the extremely high-quality materials used to construct your saddlebags. The appearance of scars or marks on the leather is a result of using natural leather panels and should not be thought of as an imperfection. Please use Harley-Davidson® Leather Protectant P/N 93600034 to protect your investment.

94 CRUISER

Saddlebags

A. BLACK STANDARD LINE THROW-OVER SADDLEBAGS

Made of ultra-durable leather-like synthetic featuring a debossed H-D #1 logo, the Black Standard Line Bags have a simple, black on black style that complements many styling directions and budgets. An internal reinforcement system maintains the bag's shape over time. The "MOLLE-style" system of mounting loops accommodate hook and loop straps and allow for versatility in mounting. The bags feature matte black enamel buckles with hidden quick-detach buckles underneath. These Throw-Over Bags feature side gussets for increased capacity and straight and perpendicular mounting loops for easy mounting. Quick-release buckles get you in and out of the bag fast. These Throw-Over Bags can be used with or without a passenger pillion. If used with a passenger pillion, the straps should be mounted under the pillion and the cross-over straps feature a soft, non-scratch backing. Installation requires purchase of Saddlebag Support Rails and may require the purchase of a Turn Signal Relocation Kit. Large bag measures: 16.5" L x 11.5" H x 7" D. Internal capacity: 1,350CI. Weight capacity: 10 lbs/bag. Compact bag measures: 10" L x 11.5" H x 5.25" D. Internal capacity: 600CI. Weight capacity: 6 lbs/bag.

Fits '82-'22 XL (except XL1200T), '08-'17 Dyna® (except FLD), '84-'99 Softail®, and '18-later Softail models equipped with H-D® Saddlebag Supports. '18-later Softail models require purchase of Turn Signal Relocation Kit P/N 67800802A or 68700830A.

90201770 Large.

B. SADDLEBAG SUPPORTS – GLOSS BLACK

Required to keep your throw over-style saddlebags away from the wheel, swingarm and brake caliper. Fits with or without Sissybar Uprights.

90201777
Fits '18-later FL SL, FXBB, FXBBS and FXST models. Required with Throw-Over Saddlebags P/Ns 90201770 or 90201769.

C. OVERWATCH THROW-OVER SADDLEBAGS

Perfect for a road-trip weekend or the daily commute, these convenient Throw-Over bags are designed to be easy to install or remove from the motorcycle and can be zipped off their yoke to carry away with convenient built-in handles. Constructed from 1680 denier, UV-stable, PVC-backed nylon. Adjustable Yoke fits below or over passenger seat. Zippers on each side of the yoke make it easy to release the bags to carry into home, hotel or work. Roll-top waterproof liners protect gear from the weather. Liners are high-visibility gray color, making the bag contents visible even in low light. Zippered pocket in each bag lid to hold small items such as keys or wallet. Laser-cut MOLLE system on bag tops and ends provide mounting options for straps, bungee cord or carabiners to secure gear externally. Rugged quick-release buckles secure the lids. Luggage capacity: 700 cubic inches per bag, 6 pound load rating per bag.

90202693
Fits MY22-later RH975 and RH975S. Fits '00-later XL models (except XL1200CX, XL1200S, XL1200T, and '02-'03 XL883R) and '94-'15 XL models (except XL1200S, XL1200T, and '02-'03 XL883R) without H-D Detachables™. Fits '08-later Dyna® models (except FLD) without H-D® Detachables sissy bars or racks. Fits '18-later FL SL, FXBB, FXBBS and FXST. All fitments require model specific H-D Saddlebag supports.

NOTE: Some Harley-Davidson® saddlebags are made of leather. Fine leathers or other natural materials WILL gain "character," such as wrinkles or wear, with age. This is normal. A fine, aged patina and character wrinkles are a sign of the extremely high-quality materials used to construct your saddlebags. The appearance of scars or marks on the leather is a result of using natural leather panels and should not be thought of as an imperfection. Please use Harley-Davidson® Leather Protectant P/N 93600034 to protect your investment.



A. BLACK STANDARD LINE THROW-OVER SADDLEBAGS – LARGE



B. SADDLEBAG SUPPORTS – GLOSS BLACK



C. OVERWATCH THROW-OVER SADDLEBAGS

CRUISER 95

Saddlebags

D. FXLRST SADDLEBAGS - VIVID BLACK

Ready to road trip? These detachable rigid saddlebags are shaped to perfectly match the West Coast performance style and attitude of Harley-Davidson® Low Rider® and Low Rider® S models. The clam-shell design is easy to load and unload and can be opened with one hand by a seated rider. A damping device allows the saddlebag lids to open smoothly. The bags can be removed in seconds with an internal quick-release mechanism, leaving behind mounting points that are barely visible. The bags can also be locked to the bike from the inside and locked closed externally by keying the included lock set to match the vehicle key. Includes mounting hardware

90202838DH
Fits '25-later FXLR S models. Combined saddlebag capacity: 3470 Cubic Inches total (15 lbs per bag). Combined saddlebag capacity is 1.9 cubic feet (50L).

E. SINGLE-SIDED SWINGARM BAG

Less is more. With enough room for the essentials, these stylish Swingarm Bags eliminate the need to stuff your pockets or bungee a bag across the passenger pillion. Shaped to hug the contour of your bike's frame, these compact bags add an old-school look. Bags are constructed of heavyweight leather and feature a pouch-style flap lid that is secured with two traditional straps and buckles. The semi rigid-backed bag is secured to the left side of the bike with easy-to-install adjustable straps. Luggage capacity: 450 cubic inches total.

SINGLE-SIDED SWINGARM BAG – ANTIQUE BROWN LEATHER

Crafted from supple brown pull-up leather, this classic Swingarm Bag will gain character and a well-worn authentic look with use. The flip-open lid is secured with traditional straps and buckles, and the bag features antique hardware that complements the old-school look.

90201568
Fits '00-later Softail® models (except FLSTC, FLSTNSE, FLSTSE, FXDRS, FXCW, and FXCWC). Does not fit models equipped with left-hand toolbox, passenger footboards, chrome swingarm covers, saddlebags, or saddlebag guards.

SINGLE-SIDED SWINGARM BAG – BLACK LEATHER

Constructed with heavy boot-grade leather, this rich black Swingarm Bag is the perfect complement to any paint color or customizing style. The flip-open lid is secured with quick-disconnect clips hidden behind the traditional leather straps and brushed nickel-finished buckles.

90201567
Fits '00-later Softail models (except FLSTC, FLSTNSE, FLSTSE, FXDRS, FXCW, and FXCWC). Does not fit models equipped with left-hand toolbox, passenger footboards, chrome swingarm covers, saddlebags, or saddlebag guards.



D. FXLRST SADDLEBAGS – VIVID BLACK



E. SINGLE-SIDED SWINGARM BAG – ANTIQUE BROWN LEATHER



E. SINGLE-SIDED SWINGARM BAG – BLACK LEATHER

NOTE: Some Harley-Davidson® saddlebags are made of leather. Fine leathers or other natural materials WILL gain "character," such as wrinkles or wear, with age. This is normal. A fine, aged patina and character wrinkles are a sign of the extremely high-quality materials used to construct your saddlebags. The appearance of scars or marks on the leather is a result of using natural leather panels and should not be thought of as an imperfection. Please use Harley-Davidson® Leather Protectant P/N 93600034 to protect your investment.

SOFTAIL

96 CRUISER

Saddlebags

A. SADDLEBAG TRAVEL-PAKS – HERITAGE MODEL

Simplify packing and unpacking your motorcycle. Made from water-resistant material, these liners are designed to fit into the Original Equipment saddlebags on Heritage Classic models and Softail® Deluxe Rigid Mount Saddlebags P/N 90201558. The Travel Pak bags feature two-way zippers for easy access, and embossed Bar & Shield patches for style.

93300107

Fits '18-later FLHC and FLHCS models with Original Equipment saddlebags. Also fits FLDE models equipped with Softail Deluxe Rigid Mount Saddlebags P/N 90201558.

B. SADDLEBAG TRAVEL-PAKS – SPORT GLIDE® MODEL

Simplify packing and unpacking your motorcycle. These well-constructed water-resistant bags are designed to fit perfectly into the Sport Glide® model's saddlebags. The soft sides conform to the interior of the luggage to help use every available inch of space. Styled with a Bar & Shield logo, these bags feature heavy-duty zippers, comfortable carrying handles and convenient D-rings for optional shoulder straps.

93300110

Fits '18-later FLHB and '22-later FXLRST models. Also fits '18-later FXLR and FXLRS models equipped with ST Saddlebags P/N 90202534.

C. SADDLEBAG GUARDS

Saddlebag guards provide a style borrowed from the past that makes a unique statement here and now. Includes mounting hardware and instructions.

Fits '18-later FLHC and FLHCS models.

90201312 Chrome.

90201315 Black.



A. SADDLEBAG TRAVEL-PAKS – HERITAGE MODEL



B. SADDLEBAG TRAVEL-PAKS – SPORT GLIDE MODEL



C. SADDLEBAG GUARDS – CHROME



C. SADDLEBAG GUARDS – CHROME



NOTE: Some Harley-Davidson® saddlebags are made of leather. Fine leathers or other natural materials WILL gain "character," such as wrinkles or wear, with age. This is normal. A fine, aged patina and character wrinkles are a sign of the extremely high-quality materials used to construct your saddlebags. The appearance of scars or marks on the leather is a result of using natural leather panels and should not be thought of as an imperfection. Please use Harley-Davidson® Leather Protectant P/N 93600034 to protect your investment.

CRUISER 97

Tour-Pak® Luggage

TOUR-PAK® LUGGAGE

When you're serious about racking up the miles, Tour-Pak® luggage systems allow you to pack everything you need for a cross-country trip or a run to the grocery store. Each style of Tour-Pak Luggage features a lockable lid and a matching backrest pad. And, when you arrive at your destination, the Tour-Pak and its HoldFast™ Mounting Rack can be removed in seconds to return your bike to a stripped-down profile. Each Tour-Pak carrier has a capacity of 2,580 cubic inches (enough to fit one full-face helmet or two half helmets) and measures 18.5" W x 18.75" D x 12.25" H. Mounting racks and docking kits are sold separately.

Fits '18-later FLDE, FLHC, FLHCS, FLHB, FLHL, FXBB, FXBBS and FXST models equipped with HoldFast Detachable Solo or Two-Up Tour-Pak Mounting Rack.

D. TOUR-PAK LUGGAGE – HERITAGE STYLE

Accented with twin rows of blacked-out rectangular studs, this Tour-Pak Carrier is the perfect match for the seats and saddlebags on your Heritage Softail® model.

53000598

HOLDFAST™ DETACHABLE TOUR-PAK LUGGAGE MOUNTING RACK

Harley-Davidson® HoldFast docking hardware allows you to transform your ride in the blink of an eye. Switch from a comfortable passenger backrest to load-hauling Tour-Pak luggage in seconds. You can easily remove the Tour-Pak luggage for easy maneuverability around town and reinstall it for an epic ride across the country. Tour-Pak Luggage and model-specific Docking Hardware Kits sold separately.

E. HOLDFAST SOLO TOUR-PAK LUGGAGE MOUNTING RACK

The Solo Tour-Pak Mounting Rack moves the Softail Tour-Pak luggage forward to a comfortable rider-supporting position. Designed for use with a solo seat, this Rack positions the Tour-Pak luggage over the fender to serve as a backrest for the rider. Tour-Pak can be repositioned forward or aft over a .75" range to maximize rider space. Simple fingertip operated latches release the rack from the docking hardware for easy removal.

Fits '18-later FLDE, FLHC, FLHCS, FLHL, FXBB, FXBBS and FXST models equipped with a solo seat. Installation requires separate purchase of model-specific Docking Hardware Kit.

50300176 Gloss Black.

F. HOLDFAST TWO-UP TOUR-PAK MOUNTING RACK

With the HoldFast Two-Up Tour-Pak Mounting Rack, you can change your riding style in seconds. With a simple pull of the HoldFast latches, you can convert your bike from a touring machine with a Tour-Pak carrier to a street cruiser with a detachable sissy bar upright. When using a Tour-Pak carrier, the rack is adjustable over a .75" range, allowing the Tour-Pak carrier to be located for maximum passenger room and comfort.

Fits '18-later FLDE, FLHC and FLHCS models equipped with a two-up seat. Installation requires separate purchase of model-specific Docking Hardware Kit. FLHC and FLHCS models with oversize international registration plates may interfere with Luggage Rack and may require separate purchase of License Plate Relocation Kit P/N 67900472.

50300188 Gloss Black.

Fits '18-'21 FLHB models equipped with a two-up seat. Installation requires separate purchase of model-specific Docking Hardware Kit.

50300192 Gloss Black.



D. TOUR-PAK LUGGAGE – HERITAGE STYLE



E. HOLDFAST SOLO TOUR-PAK LUGGAGE MOUNTING RACK – GLOSS BLACK



F. HOLDFAST TWO-UP TOUR-PAK MOUNTING RACK – GLOSS BLACK (FLHB MODEL SHOWN)

SOFTAIL

98 CRUISER

Suspension

A. SCREAMIN' EAGLE® SOFTAIL® SUSPENSION TUNED BY ÖHLINS® FRONT KIT*

Now you can experience the ultimate in handling and ride quality with this Screamin' Eagle®/Öhlins® Double Cartridge Fork Kit. Converts the Original Equipment front suspension with high-performance components from the suspension experts at Öhlins®. Provides superior ride quality and adjustability to match your riding style. Set the sag with the adjustable preload then fine tune the response with adjustable compression and rebound damping.

- External adjustment for compression, rebound damping and preload
- Compression in the left leg
- Rebound in the right leg
- Easy to dial up performance adjustments based on riding style and weight of rider and gear
- Fully serviceable and repairable by Öhlins®
- Kit includes left and right cartridge, springs and oil. Installation tools sold separately. Installation by authorized Harley-Davidson dealer highly recommended due to required specialty tools.

Fits '18-Later Softail models with inverted front forks. Does not fit FXDR114 models. Installation by authorized Harley-Davidson® dealer highly recommended due to required specialty tools.

45400355

Fits '18-Later Softail models with traditional front forks. Installation by authorized Harley-Davidson® dealer highly recommended due to required specialty tools.

45400356

B .DIAMOND LIKE CARBON COATING FORK TUBES*

Upgrade front suspension performance with these high-spec front fork tubes. The SHOWA® Diamond-Like Carbon (DLC) coating treatment reduces friction to improve fork response and durability, for an improvement in both comfort and handling. The black coating gives your bike a high-performance look and the hard Diamond Like Carbon (DLC) coating resists corrosion and pitting. A super-smooth surface reduces friction in suspension action.

Fits '18-later FXBB, FXLR, FXBR, and FXBRS, '20-later FXST, '21-later FXBBS models.

45500921 Conventional Forks.

Fits '18-later FXFB and FXFBS, '20-later FXLRS, '22 FXRST, and '22-later FXLRST models.

45500920 Inverted Forks.



A. SCREAMIN' EAGLE SOFTAIL SUSPENSION TUNED BY ÖHLINS® FRONT KIT



B .DIAMOND LIKE CARBON COATING FORK TUBES – CONVENTIONAL FORKS



B .DIAMOND LIKE CARBON COATING FORK TUBES – INVERTED FORKS



C. SCREAMIN' EAGLE®/ÖHLINS® REMOTE RESERVOIR REAR SUSPENSION



D. SCREAMIN' EAGLE®/ÖHLINS® REMOTE RESERVOIR REAR SUSPENSION – INSTALL KIT



E. SOFTAIL REAR SUSPENSION

CRUISER 99

Suspension

C. SCREAMIN' EAGLE®/ÖHLINS® REMOTE RESERVOIR REAR SUSPENSION*

Experience the ultimate in handling and ride quality with this Screamin' Eagle®/Öhlins® Remote Reservoir Rear Shock. This mono tube remote reservoir coil-over shock is adjustable to match your riding style. Set the sag with the adjustable preload then fine tune the response with adjustable compression and rebound damping. These shocks perform great and add a performance style with a remote reservoir and exposed adjusters. Expertly tuned by Öhlins® and Screamin' Eagle® with the aggressive Softail® rider in mind.

- No tools required for preload, compression and rebound damping adjustments so changes can be made quickly and easily
- Use external adjuster to set suspension preload for optimal performance based on rider, passenger, and gear weight
- Adjustable compression damping on the remote reservoir
- Adjustable rebound damping on bottom of shock body
- 46mm piston diameter
- Hard-anodized precision CNC-machined components
- High-pressure nitrogen gas-charged design resists heat fading and low-friction shaft/seal head design for smooth performance
- Fully serviceable and repairable through Öhlins®

54000325

Fits '18-'24 Softail models. Models not factory-equipped with a preload adjuster side cover will require a separate purchase of P/N 54000321.

D. SCREAMIN' EAGLE®/ÖHLINS® REMOTE RESERVOIR REAR SUSPENSION - INSTALL KIT

Screamin' Eagle®/Öhlins® Remote Reservoir Rear Suspension Installation kit for Softail® models not factory equipped with a remote reservoir adjuster/side cover.

54000321

Fits '18-'24 Softail models not factory equipped with external remote preload adjustment.

E. PROFILE LOW REAR SUSPENSION*

This suspension lowers the seat height approximately .75" while preserving ride quality. Spring and damping rates are tailored to ensure a controlled ride. Shock features multi-staged damping to ensure optimal performance under varying conditions. The pre-load adjuster allows easy access for setting proper sag according to rider's weight for optimal comfort. Kit includes one rear shock absorber.

54000143

Fits '18-later FXFB and FXFBS models. Installation requires separate purchase of Jiffy Stand P/N 50000127.



***WARNING:** Installation of any accessory suspension components may affect cornering clearance and jiffy stand operation. This could distract the rider, causing loss of control and death or serious injury.



***WARNING:** Installation of this kit may affect cornering clearance. This could distract the rider, causing loss of control, resulting in death or serious injury.

SOFTAIL

100 CRUISER

Foot Controls

MID-CONTROLS FOR SOFTAIL® MODELS

Moving foot pegs and controls from a forward to mid location on the motorcycle puts you in better position for aggressive riding. These mid-control options are a perfect solution for performance-oriented Softail® model customization and will not compromise vehicle function or handling. Mid-Controls in Original Equipment and Accessory configurations can be mixed or matched depending on vehicle customization and additional accessories.

A. ORIGINAL EQUIPMENT MID-CONTROLS

These Mid Control Kits place the shift side and brake side mid-control components in the Original Equipment configuration.

50501988 Brake Side.
Fits '18-later FLSB, FXFB and FXFBS models. Requires separate purchase of Original Equipment Mid-Controls - Shift Side P/N 50502090 and Screamin' Eagle® High Flow Exhaust System P/N 64900828 or P/N 64900829 or a custom exhaust system.

50502090 Shift Side.
Fits '18-later FLSB, FXFB and FXFBS models. Requires separate purchase of Original Equipment Mid-Controls - Brake Side P/N 50501988 and Screamin' Eagle® High Flow Exhaust System P/N 64900828 or P/N 64900829 or a custom exhaust system. Also requires separate purchase of Primary Housing P/N 36500105 and Primary Cover P/N 25700937, 25700941, 25700851 or 25700850 and necessary hardware and gaskets per service parts manual. Dominion™ Primary Covers will require separate purchase of Oil Fill Insert Kit P/N's 25700804, 25700805, 25700806, or 25700807. '18 FXFB and FXFBS require separate purchase of Cover P/N 25700933 and Gasket P/N 25701080, except when installing Dominion™ Primary Covers.

B. ACCESSORY MID-CONTROLS

These Mid-Control Kits place the shift side and brake side mid-control components in an Accessory configuration that can be installed without changing other components on the motorcycle.

50502040 Brake Side.
Fits '18-later FLSB, FXFB, FXFBS, and FXDRS models. Requires separate purchase of Accessory Mid-Controls - Shift Side P/N 50502041.

50502041 Shift Side.
Fits '18-later FLSB, FXFB, FXFBS, and FXDRS models. Requires separate purchase of Accessory Mid-Controls - Brake Side P/N 50502040.



A. ORIGINAL EQUIPMENT MID-CONTROLS FOR SOFTAIL MODELS – BRAKE SIDE



B. ACCESSORY MID-CONTROLS – BRAKE SIDE



A. ORIGINAL EQUIPMENT MID-CONTROLS – BRAKE AND SHIFT SIDE



A. MID-CONTROLS FOR SOFTAIL MODELS – SHIFT SIDE



B. ACCESSORY MID-CONTROLS – SHIFT SIDE



B. ACCESSORY MID-CONTROLS – BRAKE AND SHIFT SIDE



C. ORIGINAL EQUIPMENT FOOTBOARD-TO-FOOTPEG CONVERSION KIT.



C. BOARD-TO-PEG CONVERSION KIT




C. BOARD-TO-PEG CONVERSION KIT



D. EXTENDED REACH FORWARD CONTROL KIT



E. STANDARD FORWARD CONTROL KIT – CHROME



MID CONTROLS FORWARD CONTROLS EXTENDED REACH FORWARD CONTROLS

FOOT CONTROL POSITION COMPARISON

CRUISER 101

Foot Controls

C. FOOTBOARD-TO-FOOTPEG CONVERSION KIT

Add an aggressive look to your FL Softail® motorcycle. These support kits are designed to allow installation of mini Footboards and footpegs. Kit Includes left and right mounting brackets and all necessary installation hardware. Mini footboards and footpegs sold separately.

50501640
Fits '18-'24 Softail® models originally equipped with footboards. Requires separate purchase of '18-later Original Equipment or accessory Softail Standard rider Footpegs.

D. EXTENDED REACH FORWARD CONTROL KIT*

Stretch out in the saddle. This kit extends the rider foot controls a full 3.0" forward of the stock location, providing the tall rider a comfortable riding position. This comprehensive kit includes everything necessary for installation. Kit includes new black painted brake and shifter mounting assemblies, extended shift rod, brake line and all necessary hardware. The kit is compatible with Original Equipment or accessory footpegs, brake and shifter levers and brake pedal pad and shifter peg.

50500840
Fits '18-'24 FXBR and FXBRS models with ABS. Not compatible with Engine Guards.

E. STANDARD FORWARD CONTROL KIT*

Stretch out for maximum comfort and style. This complete kit includes all components necessary to convert a mid control-equipped '18-later Softail® model to forward controls. Moves controls 7.5" forward from mid control foot position. Kit is available in chrome to match your customizing style.

Fits '18-'24 FXBB, FXBBS, FXLR, FXLRS, FXLRST and FXST models. Compatible with Original Equipment or Accessory Footpegs that fit those models.

50700061 Chrome

102 CRUISER

Foot Controls

A. BILLET STYLE REAR BRAKE LEVER – FORWARD CONTROLS

Styled to complement our billet style mirror stems and hand and foot controls, these slotted Rear Brake Levers are forged from aluminum, then machined and polished for a beautiful, custom look. Available in your choice of satin black powder coat or edge cut black anodized and machined aluminum finishes. Brake pedal pads sold separately.

Fits '18-later Softail® models equipped with forward controls (except FXBR and FXBRS). Also fits '18-'24 FXBB, FXBBS, and FXLR models and '20-'24 FXLRS, FXLRST and FXST models equipped with Standard Forward Control Kits P/N 50700060 or 50700061.

41600219 Satin Black.

41600220 Edge Cut.



A. BILLET STYLE REAR BRAKE LEVER – FORWARD CONTROLS – SATIN BLACK



A. BILLET STYLE REAR BRAKE LEVER – FORWARD CONTROLS

B. HEEL SHIFTER LEVER

Add the convenience of a heel shifter to your footboard-equipped Softail® model. This traditional Heel Shifter Lever permits you to upshift with a downward tap of your boot heel – eliminating the need to wedge your toe under the forward lever and reducing wear on the top of your boot. Styled to match the Original Equipment toe shifter, this easy-to-install kit includes the heel shift lever, extended shifter shaft, shifter peg and mounting hardware.

33600224 Chrome.

Fits '18-later FL Softail models equipped with footboards.

33600314 Satin Black.

Fits '18-later FL Softail® models equipped with footboards.



B. HEEL SHIFT LEVER – CHROME



B. HEEL SHIFT LEVER – BLACK



CRUISER 103

Foot Controls

C. SHIFT ROD LEVER – BLACK

Complete your bike's black-out look. This gloss black shift rod lever replaces the OE or Accessory chrome lever to create a cohesive, black-out look across your bike.

33600318

Fits '18-later FL Softail models.



C. SHIFT ROD LEVER – BLACK

D. CUSTOM GEAR SHIFT LINKAGE – ROUND GLOSS BLACK

Add the finishing touch to your blacked-out ride. This Gloss Black Shift Linkage is easy to install and includes a transmission lever cover and decorative acorn nuts and bolts for a complete custom look.

33600259

Fits '86-later Softail (except '18-later FXBB, FXBBS, FXLR, FXLRS, FXLRST and '20-later FXST), Touring and Trike models. (Does not fit '97-'99 FLSTS or models equipped with Softail Extended Reach Forward Controls.)



D. CUSTOM GEAR SHIFT LINKAGE – ROUND GLOSS BLACK

E. CUSTOM GEAR SHIFT LINKAGES

Kick your custom into gear with this collection of high-quality custom shift linkages. Available in a variety of designs to match your bike's style, these linkages feature aircraft-quality rod ends for easy adjustment and smooth operation. The easy-to-install linkage kit also includes a transmission lever cover for '86-'17 Softail and '86-'16 Touring and Trike models, and decorative acorn nuts and bolts for a complete custom look.

Fits '86-later Softail (except '18-later FXBB, FXBBS, FXLR, FXLRS, FXLRST and '20-later FXST), Touring and Trike models. (Does not fit '97-'99 FLSTS or models equipped with Softail Extended Reach Forward Controls.)

1. 34018-08 Slotted Black Anodized.

2. 34850-09 Skull.

3. 33801-09 Harley-Davidson Script.

4. 33760-09 Slotted with Bar & Shield Logo.

5. 33814-98A Round.



E. CUSTOM GEAR SHIFT LINKAGES

104 CRUISER

Foot Controls

A. PASSENGER FOOTPEG SUPPORT KIT

Add footpeg to your solo seat-equipped '18-later Softail® motorcycle. Available in chrome or gloss black finish, the kit includes left and right footpeg supports and mounting hardware. Footpegs and footpeg hardware sold separately.

Fits '18-later Softail (except FXDRS) models. Does not fit with Swingarm Pivot Bolt Cover P/N 61400344.

50500769 Gloss Black.

B. PASSENGER FOOTBOARD SUPPORT KIT

Add the comfort and convenience of passenger footboard to your motorcycle. These brackets and supports are designed to allow installation of Passenger Footboards (sold separately). Brackets and Supports are sold separately.

Fits '18-later Softail models equipped with Passenger Footboard Support Bracket P/N 50501117 or P/N 50501118. Requires separate purchase of model-specific Passenger Footboard Support Bracket and Passenger Footboards.

50501114 Black.

C. PASSENGER FOOTBOARD SUPPORT KIT

Add the comfort and convenience of passenger footboard to your motorcycle. These brackets and supports are designed to allow installation of Passenger Footboards (sold separately). Brackets and Supports are sold separately.

50501118 Black.

Fits '18-later FLDE, FLHC, FLHCS and FLSB models. Requires separate purchase of Passenger Footboard Supports and Passenger Footboards.

50501117 Black.

Fits '18-later FLFB, FLFBS, FLSL, FXBB, FXBBS, FXBR, FXBRS, FXLR, FXLRS, FXLRST, FXRST and FXST models. Requires separate purchase of Passenger Footboard Supports and Passenger Footboards.



A. PASSENGER FOOTPEG SUPPORT KIT – GLOSS BLACK



B. PASSENGER FOOTBOARD SUPPORT KIT – CHROME



B. PASSENGER FOOTBOARD SUPPORT KIT – BLACK



C. PASSENGER FOOTBOARD SUPPORT KIT (50501118 SHOWN)



C. PASSENGER FOOTBOARD SUPPORT KIT (50501117 SHOWN)



D. PASSENGER FOOTBOARD PAN KIT – CHROME, CLASSIC STYLE



E. PASSENGER FOOTBOARD PAN KIT – GLOSS BLACK, CLASSIC STYLE



F. TRADITIONAL PASSENGER FOOTBOARD PANS – CHROME



F. TRADITIONAL PASSENGER FOOTBOARD PAN – GLOSS BLACK



G. HALF-MOON PASSENGER FOOTBOARD PANS – GLOSS BLACK



H. SWEPT WING PASSENGER FOOTBOARD PANS – CHROME SMOOTH

CRUISER 105

Foot Controls

D. PASSENGER FOOTBOARD PAN KIT – CHROME

Replace the factory black painted passenger footboard with the custom look of smooth chrome. These chrome-plated Footboard Pans are ready to install using your Original Equipment hardware and the kit includes left- and right-side Footboard Pans. Just add your choice of Footboard Insert for the finishing touch. Footboard Supports sold separately.

Fits '06-'17 Dyna®, '18-later Softail® (except FXDRS, FXFB and FXFBS) and '86-later Touring models equipped with passenger footboard supports. Does not fit Trike models.

50501144 Classic Style.

E. PASSENGER FOOTBOARD PAN KIT – BLACK

Complete the blacked-out transformation. Replace your chrome Passenger Footboard Pans with sinister black. Kit includes left- and right-side Footboard Pans and is installed using the Original Equipment hardware. Custom Footboard Inserts and Footboard Supports sold separately.

Fits '06-'17 Dyna, '18-later Softail (except FXDRS, FXFB and FXFBS) and '86-later Touring models equipped with passenger footboard supports. Does not fit Trike models.

50501610 Classic Style.

F. TRADITIONAL PASSENGER FOOTBOARD PANS

Replace the factory black painted passenger footboard with the custom look of smooth chrome. The kit includes left- and right-hand traditional D-shaped footboard pans, ready to install with your Original Equipment hardware. Footboard inserts and footboard supports sold separately.

50752-04 Chrome.

Fits '06-'17 Dyna, '00-later Softail (except FXDRS, FXFB and FXFBS) and '86-later Touring and Trike models equipped with passenger footboard supports.

50501799 Gloss Black.

Fits '06-'17 Dyna, '00-later Softail (except FXDRS, FXFB and FXFBS) and '86-later Touring and Trike models equipped with passenger footboard supports.

G. HALF-MOON PASSENGER FOOTBOARD PANS AND INSERTS

Styled to match the Half-Moon Rider Footboards, these classic passenger footboards add both style and comfort to your nostalgic ride. Available in mirror-finish chrome or gloss black finish, the kit includes left and right footboard pan and vibration-isolation footboard inserts. Model-specific footboard mounts are sold separately.

Fits '06-'17 Dyna, '00-later Softail (except FXDRS, FXFB and FXFBS) and '86-later Touring models equipped with passenger footboard supports. Does not fit Trike models.

50810-08 Gloss Black.

H. SWEPT WING PASSENGER FOOTBOARD PANS

These unique Swept Wing Passenger Footboard pans complement the Swept Wing Rider Footboard shape and allow you to replace the Original Equipment passenger footpegs on certain models with footboards. When folded, the footboard displays a mirror chrome surface in your choice of smooth or "ball-milled" grooved design. Footboard inserts and footboard supports sold separately.

Fits '06-'17 Dyna, '00-later Softail (except FXDRS, FXFB and FXFBS) and '86-later Touring models equipped with passenger footboard supports. Does not fit Trike models.

50716-04 Chrome – Smooth.

106 CRUISER

Engine Guards

A. FLAT-OUT BAR*

Get tip-over protection with sleek West Coast style. The Flat-Out Bar provides limited cosmetic vehicle protection to the front of the motorcycle in a low-speed tip-over event.

Fits '18-later Softail® models (except FXDRS). '22-later FXLRST and FXRST requires separate purchase of Flat-Out Bar Adapter Kit P/N 47200927. Does not fit with Extended Reach Forward Control Kits.

49000232 Chrome.

49000231 Gloss Black.

B. FLAT-OUT BAR ADAPTER KIT

Replaces the stock fairing support to enable installation of Flat-Out Bar or Traditional and Mustache engine guards.

47200927

Fits '22-later FXLRST and FXRST models. Required for installation of Flat-Out Bar, Mustache Engine Guard, and Traditional Engine Guards.

C. MUSTACHE ENGINE GUARD*

Combine classic shape and modern function for a unique twist on engine protection. The flow of this engine guard complements the bike's traditional style while the gracefully curved upper section incorporates highway pegs into the shape. The integrated rubber pads offer a comfortable and slip-resistant cushion for your feet while traveling the open road. One-piece engine guard kit includes all required mounting hardware.

Fits '18-later Softail models (except FXDRS). '22-later FXLRST and FXRST requires separate purchase of Flat-Out Bar Adapter Kit P/N 47200927. Does not fit with Extended Reach Forward Control Kits.

49000140 Chrome.

49000141 Gloss Black.

D. ENGINE GUARD KIT*

Protect your bike without sacrificing ground clearance or style. The one-piece Engine Guard is designed to complement the lines of the motorcycle and the available chrome or gloss black finish adds the perfect finishing touch.

Fits '18-later Softail models (except FXDRS). '22-later FXLRST and FXRST requires separate purchase of Flat-Out Bar Adapter Kit P/N 47200927. Does not fit with Extended Reach Forward Control Kits.

49000138 Chrome.

49000139 Gloss Black.

E. SOFT LOWERS

Extend your riding season. Full-coverage Soft Lower provide wind and mud protection for the rider's legs and boots and minimize cold updrafts as the weather changes. Covers are custom shaped to hug the engine guard to minimize flapping and they simply clip in place for speedy installation as the weather changes. Two-way zippered outer edge accommodates guard mounted highway pegs in almost any position. Reflective piping provides added visibility.

57100366

Fits '18-later Softail models (except FXDRS) equipped with Engine Guard Kit P/Ns 49000138 or 49000139. Does not fit with Mustache Engine Guards or Extended Reach Forward Controls.



A. FLAT OUT BAR – GLOSS BLACK



B. FLAT OUT BAR ADAPTER KIT



C. MUSTACHE ENGINE GUARD – CHROME



C. MUSTACHE ENGINE GUARD – GLOSS BLACK




D. ENGINE GUARD KIT – CHROME



D. ENGINE GUARD KIT – GLOSS BLACK



E. SOFT LOWERS



F. LOWER FORK SLIDERS – CHROME (45500400 SHOWN)



G. LOWER FORK SLIDERS – GLOSS BLACK (45500403 SHOWN)



H. FRONT BRAKE CALIPER KIT – CHROME (SHOWN WITH CLASSIC CHROME CALIPER INSERT)



H. FRONT BRAKE CALIPER KIT – RED

CRUISER 107

Chassis Trim – Front End

F. LOWER FORK SLIDERS – CHROME

Competitively priced, these chrome-plated Lower Fork Sliders give your bike upfront style. To ensure proper fitment and function, these sliders are manufactured from Original Equipment components. Form follows function, with polished, chrome-plating and a stamped Harley-Davidson logo for product identification. A perfect addition during the installation of Profile® Low Front suspension components, this kit includes right and left sliders, bottom axle retainer, axle retainer bolts and oil seals.

45500400
Fits '18-later FLDE, FLHC, FLHCS and FLSL models.

45500402
Fits '18-later FLFB and FLFBS models.

G. LOWER FORK SLIDERS – GLOSS BLACK

These gloss black coated sliders are the ultimate extension of your bike's dark side and make a perfect custom addition to your blacked-out Softail® model. Manufactured to Original Equipment specifications, the durable black coating is a great match to other H-D® black components. A perfect addition during the installation of Profile Low Front suspension components, this includes right and left sliders, bottom axle retainers, drain screws, axle retainer bolts and oil seals.

45500403
Fits '18-later FLDE, FLHC, FLHCS and FLSL models.

45500404
Fits '18-later FLFB and FLFBS models.

H. BRAKE CALIPER KIT – FRONT, SINGLE DISC

Manufactured from Original Equipment components for proven performance, these calipers will add a stylish touch to the stock bike or add the perfect finish to a complete custom equipped with chrome or blacked-out wheels, rotors and fork sliders.

Fits '15-later Softail models (except FXDRS, FXFB, FXFBS FXLRS, FXLRST, FXRST and FXSE). Kit includes brake pads.

41300148 Chrome.

41300152 Red.

***WARNING:** Front and/or rear guards are not intended to provide protection from bodily injury in a collision with another vehicle or any other object.

***WARNING:** Engine guards may provide limited leg and cosmetic vehicle protection under unique circumstances (fall over while stopped, very low speed slide). They are not made nor intended to provide protection from bodily injury in a collision with another vehicle or any other object.

***WARNING:** Do not use engine guard footpegs under normal stop and go operating conditions. Doing so could result in death or serious injury.

108 CRUISER

Chassis Trim – Front End

A. HARLEY-DAVIDSON® AUDIO POWERED BY ROCKFORD FOSGATE® – INNER FAIRING AUDIO KIT

A high-performance motorcycle deserves high-output audio. This kit was designed alongside the Low Rider® ST for outstanding performance and an ideal fit within the fairing. A powerful, intelligent amplifier with digital signal processing (DSP) technology developed jointly by Harley-Davidson and Rockford Fosgate® is engineered to perform in the demanding motorcycle environment. Connects to your mobile device via Bluetooth to play stored or streaming audio through a pair of built-in two-way speakers.

- Marine grade two-way speakers include a pair of 5.25" woofers and two remote tweeters aimed at the rider's ears for great audio performance

- Lightweight design has minimal impact vehicle dynamics and performance

- Plug-and play installation. One assembly includes the amplifier, speakers and housing, which replaces the original equipment inner fairing.

- Two simple wiring connections power the unit

- Uses Bluetooth 4.2 for a strong wireless connection to most devices with minimal compression for outstanding sound quality

- Connectivity with the Harley-Davidson® Audio powered by Rockford Fosgate® mobile app offers unique features like Automatic Volume Control (AVC), adjustable 7-Band EQ, and step by step system configurator.

- Compact amplifier mounts within the fairing. 250 watts of amplifier power (125 x 2 @ 4ohms / 125 x 2 @ 2ohms) for crisp, clear sound quality at any volume. Overcomes bike, environment, and helmet sound-limiting variables at all speeds

76200037

Fits '22-later FXLRST models. Original Equipment on FXRST models.



A. HARLEY-DAVIDSON® AUDIO POWERED BY ROCKFORD FOSGATE® – INNER FAIRING AUDIO KIT



A. HARLEY-DAVIDSON® AUDIO POWERED BY ROCKFORD FOSGATE® – INNER FAIRING AUDIO KIT



B. FAT BOY NACELLE KIT – GLOSS BLACK (SHOWN WITH BLACK HEADLAMP BEZEL)



C. UPPER FORK SLIDER COVERS – CHROME



D. UPPER FORK SLIDER COVERS – GLOSS BLACK



E. OIL COOLER COVER KIT – CHROME



C. UPPER FORK SLIDER COVERS – CHROME

When used with H-D® Genuine Motor Accessory Chrome Lower Fork Sliders, you've got a front end that's completely chromed and an appearance that's utterly impressive. Kit includes left and right cover.

45800133 Chrome.
Fits '18-later FLFB and FLFBS models.

D. UPPER FORK SLIDER COVERS – GLOSS BLACK

When combined with matching Lower Fork Sliders, these Gloss Black Upper Fork Slider Covers complete the blacked-out transformation. Manufactured from Original Equipment components for superior fit, the black finish matches the available black fork sliders and nacelle kit for a unified look. Kit includes left and right cover.

45800134 Gloss Black.
Fits '18-later FLFB and FLFBS models.

E. OIL COOLER COVER

The cover fills the area between the frame downtubes for a complete custom look, without disturbing the airflow across the cooler's surface. This Oil Cooler Cover replaces the plastic surround, and because it hugs the contours of the cooler body, it does not interfere with engine guard installation. Available in your choice of chrome or gloss black finish, the easy-to-install cover kit includes all required mounting hardware.

Fits '18-later Softail® models.

62500026 Chrome.



F. COIL COVER – CHROME



F. COIL COVER – GLOSS BLACK



F. COIL COVER – WILLIE G SKULL BLACK



F. COIL COVER – WILLIE G SKULL CHROME



F. COIL COVER – BAR & SHIELD BLACK



F. COIL COVER – BLACK MACHINE CUT



G. HEADLAMP TRIM RING – 7" GLOSS BLACK



H. CONSOLE KIT – GLOSS BLACK

CRUISER 109

Chassis Trim – Front End

F. COIL COVER

Create a custom look in minutes. Dressed in classic chrome or rich, gloss black, these coil covers make it easy for you to complete your chromed- or blacked-out look and feature a Bar & Shield emboss in contrasting gloss black on the chrome cover or chrome on the gloss black cover, creating a unique look. To install, simply remove the OE screw, add the cover and the included screw and one of the most visible parts of your bike is now customized. Includes all necessary hardware.

Fits '18-later Softail® models (except FLI), '23-later FLTRXSE and FLHXSE, and '24-later Touring (except FLTRK and FLHTK).

57300416 Willie G Skull Black.

57300417 Willie G Skull Chrome.

57300418 Bar & Shield Black.

57300214 Chrome.

57300213 Gloss Black.

57300289 Machine Cut.

G. HEADLAMP TRIM RING – GLOSS BLACK

Finish the sinister look by replacing the Original Equipment chrome headlamp trim ring with sinister black. Easy to install, the ring's rich black surface matches the stock headlamp shell finish for a unified look.

61400573 7" Headlamp.

Fits '18-later FLDE, FLHC, FLHCS, FLSB and FLSL models.

H. CONSOLE KIT – GLOSS BLACK

Lead the way to the dark side. This blacked-out Console Kit includes the major components required to change the chrome or satin chrome console to a dark custom look. Easy to install, this Black Console Kit instantly transforms the view over the tank. Manufactured from Original Equipment components for superior fit and finish, the kit includes black instrument console, tank strap, console insert and installation hardware.

70900817

Fits '18-later FLFB, FLFBS, and FLSB models.

110 CRUISER

Front Axle Nut Cover

FRONT AXLE NUT COVERS

Cover the front axle in style. Available in your choice of styles, these custom Axle Nut Covers look great with Original Equipment satin-finish fork sliders or add the finishing touch to a complete chrome or blacked-out front end. Easy-to-install kits include all necessary mounting hardware. Sold in pairs.

Fits '02-'11 VRSC™ (except VRSCF and VRSCR), '15-later XG, '08-later XL, '08-'17 Dyna®, '07-later Softail® (except Springer™, FLSTNSE, FXCW, FXCWC, FXSB, FXSBSE, FXSE, FXST-Aus, and FXSTD) and '08-later Touring (except '23-later FLHXSE and FLTRXSE and '24-later FLHX, FLTRX, FLTRXSTSE and '25-later FLHXU and Trike models. '18-later FLDE, FLFB, FLFBS, FLHC, FLHCS, FLSB, FLSL, FXBB, FXBR, FXBRS, FXLR and FXST models require separate purchase of Front Axle Adapter Kit P/N 43000090. '22-later FXLRST, '20-later FXLRS, '19-later FXDRS and '18-later FXFB and FXFBS models require separate purchase of Front Axle Adapter Kit P/N 43000159.

A. DOMINION™ COLLECTION

Express your bold, renegade attitude. The machined aluminum Dominion™ Collection Front Axle Nut Covers add style to the front of the bike and are the perfect complement to other Dominion Collection accessories.

43000124 Gloss Black.

B. FRONT AXLE NUT COVERS

1. 44117-07A Chrome – Die-cast.

44116-07A Chrome – Billet.

2. 43000026 Gloss Black – Die-cast.

43428-09 Gloss Black – Billet.

3. 43000212 Machine Cut.

4. 43000177 H-D Motor Co. – Black.

5. 44148-07A H-D Motor Co. – Chrome.

6. 44114-07 Aluminator.

Also available:

Willie G Skull

Fits '02-'11 VRSC™ (except VRSCF and VRSCR), '15-later XG, '08-'22 XL (except '16-'22 XL1200X and XL1200XS), '08-'17 Dyna®, '07-later Softail® (except Springer™, FLSTNSE, FLSB, FXCW, FXCWC, FXDRS, FXFB, FXFBS, FXLRS, FXSB, FXSBSE, FXSE, FXST-Aus, and FXSTD) and '08-later Touring (except '23-later FLHXSE and FLTRXSE and '24-later FLHX, FLTRX, FLTRXSTSE and '25-later FLHXU and Trike models. '18-later FLDE, FLFB, FLFBS, FLHC, FLHCS, FLSL, FXBB, FXBR, FXBRS, FXLR and FXST models require separate purchase of Front Axle Adapter Kit P/N 43000090. '22-later FXLRST, '20-later FXLRS, '19-later FXDRS, '18-later FLSB, FXFB and FXFBS models require separate purchase of Front Axle Adapter Kit P/N 43000159. '22-later FXRST to models require separate purchase of Front Axle Adapter Kit P/N 43000159.

7. 43000096 Black.

8. 43163-08A Chrome.

Required for Installation:

FRONT AXLE COVER INSTALLATION KIT

Required for installation of accessory Front Axle Covers on '18-later Softail models. Kit includes threaded axle spacer, left and right adapters and all hardware.

43000090 Hollow-axle.

Required for installation of Front Axle Nut Covers on '18-later Softail® models. Does not fit FLSB, FXDRS, FXFB, FXFBS and FXLRS, FXLRST and FXRST models.

43000159 Inverted Forks.

Required for installation of Front Axle Nut Covers on '18-later FLSB, FXFB and FXFBS, '19-'20 FXDRS, and '20-later FXLRS, FXLRST and FXRST models.



A. DOMINION FRONT AXLE NUT COVERS – GLOSS BLACK



B. FRONT AXLE NUT COVERS



C. REAR AXLE NUT COVERS – WILLIE G SKULL



D. REAR AXLE NUT COVERS – CHROME



D. REAR AXLE NUT COVERS – GLOSS BLACK



E. REAR AXLE NUT COVERS – H-D MOTOR CO. LOGO, CHROME



E. REAR AXLE NUT COVERS – H-D MOTOR CO. LOGO, GLOSS BLACK

CRUISER 111

Chassis Trim – Rear End

REAR AXLE NUT COVERS

Cover your rear axle nut in the most traditional way. These Rear Axle Cover Kits complement the matching Front Axle Nut covers. Easy to install, these cover kits include necessary mounting hardware. Sold in pairs.

C. REAR AXLE NUT COVERS – WILLIE G SKULL

Fits '08-'17 Dyna® and '08-later Softail® models (except FXCW, FXCWC, FXSB, FXSBSE, FXSE, FXST-Aus, and '18-later FLFB, FLFBS, FLSB, FXBR, FXBRS and FXDRS).

41706-09A Chrome.

D. REAR AXLE NUT COVERS

Fits '08-'17 Dyna and '08-later Softail models (except FXCW, FXCWC, FXSB, FXSBSE, FXSE, FXST-Aus, and '18-later FLFB, FLFBS, FLSB, FXBR, FXBRS and FXDRS).

41705-09 Chrome – Die-cast.

43422-09 Gloss Black – Billet.

Also available:

REAR AXLE NUT COVERS – FAT BOY® AND BREAKOUT™

Fits '08-'17 Dyna® and '08-later Softail® models (except FXCW, FXCWC, FXDRS, FXSB, FXSBSE, and FXST-AUS). Kit includes full left side cover and right side beauty ring.

43000108 Chrome.

43000109 Gloss Black.

E. REAR AXLE NUT COVERS – H-D MOTOR CO. LOGO

Fits '08-'17 Dyna and '08-later Softail models (except FXCW, FXCWC, FXSB, FXSBSE, FXSE, FXST-Aus, and '18-later FLFB, FLFBS, FLSB, FXBR, FXBRS and FXDRS).

41704-09 Chrome.

43000178 Gloss Black.

112 CRUISER

Chassis Trim – Rear End

A. REAR FENDER SUPPORTS

Make a bold statement on the rear of your bike by swapping out the stock Fender Supports for these chrome or black versions. Manufactured from Original Equipment components to ensure superior fit and finish, these Fender Supports continue your styling direction to the back of the bike. These Fender Supports are the ideal finishing touch and the perfect complement to available gloss black or chrome passenger sissy bars and luggage racks.

59500769 Chrome.
Fits '18-later FLHC and FLHCS models.

59500770 Gloss Black.
Fits '18-later FLDE, FLHC and FLHCS models.

59500766 Gloss Black.
Fits '18-later FLFB and FLFBS models.

59500767 Gloss Black.
Fits '18-later FXLR and FXLRS models.

59500771 Gloss Black.
Fits '18-'21 FLSB and '22-later FXLRST and FXRST models.



A. REAR FENDER SUPPORTS – CHROME



A. REAR FENDER SUPPORTS – GLOSS BLACK



B. MID-FRAME AIR DEFLECTOR

B. MID-FRAME AIR DEFLECTOR

Improve rider comfort during the summer riding season. Designed for severe duty and extreme temperature applications. Inconspicuous black deflectors attach to the frame and surround the top of the rear cylinder head. Scoop shape captures the moving air and uses the flow to direct the heat down and away from the rider to improve comfort. Compatible with Original Equipment and Harley-Davidson® accessory seats and rocker covers. Kit includes all required mounting hardware.

29200105
Fits '18-later Softail® models. Does not fit with Solo Spring Saddles P/N 52000320 and 52000314.



C. FLUSH-MOUNT FUEL CAP AND LEFT SIDE TANK CAP – CHROME



C. FLUSH-MOUNT FUEL CAP AND LEFT SIDE TANK CAP – GLOSS BLACK



D. FLUSH-MOUNT FUEL CAP
(61100134 SHOWN ON STREET BOB)



D. FLUSH MOUNT FUEL CAP



E. CUSTOM FUEL CAP AND TANK TRIM –
MACHINE CUT



E. CUSTOM FUEL CAP AND TANK TRIM –
BLACK SKULL

CRUISER 113

Tank Trim

C. FLUSH-MOUNT FUEL CAP AND LEFT SIDE TANK CAP KIT

Emphasize the long and lean look of the fuel tank. This Flush-Mount Fuel Cap and Left Side Tank Cap Kit offers a pop-up filler design that when installed and sealed looks identical to the flush mount cap. A simple push and the fuel filler cap pops up to provide ample grip, even while wearing gloves. The Left Side Tank Cap is a decorative piece that replaces the Original Equipment trim. The complete kit includes fuel cap, left side tank cap and two trim rings.

Fits '18-'21 FLDE, FLFB, FLFBS, FLHC, FLHCS, FLSB, FLSL, FXLR and FXLRS models.

61100131 Chrome.

61100132 Gloss Black.

D. FLUSH-MOUNT FUEL CAP

Emphasize the long and lean look of the fuel tank. This Flush-Mount Fuel Cap Kit offers a pop-up filler design that replaces the Original Equipment twist-on fuel cap. A simple push and the fuel filler cap pops up to provide ample grip, even while wearing gloves. Easy to install, the cap assembly screws into position and the self-adhesive decorative ring finishes the look. Complete kit includes pop-up cap and matching trim ring.

Fits '22-later FLFB, FLFBS, FLHC, FLHCS, FLSB, FXLRS, FXLRST and FXRST models. Also fits '23-later FXBR models.

61100210 Gloss Black.

61100211 Chrome.

Fits '18-later FXBB, FXBBS, FXST, '18-'20 FXBR and '21-later FXBBS.

61100133 Chrome.

61100134 Gloss Black.

Fits '18-'24 FXFB and FXFBS models.

61100136 Gloss Black.

E. CUSTOM FUEL CAPS AND TANK TRIM

Add a custom touch to your tank. Styled to reflect your attitude, these elegantly constructed fuel caps are the perfect match for your ride. The Right Side Fuel Cap is easy to install and features a ratcheting design to ensure that the design faces the correct direction. And the Left Side Decorative Fuel Tank Caps mirror the fuel cap design for a symmetrical view over the tank.

Right Side Fuel Caps

Fits '92-'22 XL, '92-'17 Dyna® (except '04-later FXD and FXDX, '05-'06 FXDC and '07 FXDSE), '00-later Softail®, (except '18-later FXFB and FXFBS, FXSTD and '07-'08 FXSTSSE), '94-later Road King® and '15-later Freewheeler® models. Does not fit models equipped with Original Equipment locking or tethered fuel caps. Use on '13-'14 FXSBSE requires removal of stock flush mount trim ring..

61100180 Machine Cut.

61100107A Dominion™ Gloss Black.

61100093B Gloss Black.

61100126A Diamond Black.

61100103A Black Skull.

61100125A Chrome Skull.

Left Side Decorative Tank Trim

Fits '18-'21 Softail models (except FXBB, FXBBS, FXBR, FXBRS, FXDRS, FXFB and FXFBS).

57300236 Gloss Black.

114 CRUISER

Windshields – FX Softail® & Springer™

A. QUICK-RELEASE SUPER SPORT WINDSHIELD

Reduces the pounding wind and shower of bugs, but keeps the wind-in-the-hair feeling.

57301-06

Fits '06-'17 FXDWG, '13-'17 FXSB and FXSBSE and '18-'20 FXBR and FXBRS models. Windshield dimensions: Overall height – 25.0"; width – 20.1".

B. H-D® DETACHABLES™ SUPER SPORT WINDSHIELD

The windshield mounts to the fork tubes with H-D® Detachables™ Docking Hardware (sold separately) for easy on-and-off convenience and a quick return to a sporting profile.

57965-97A 18" Light Smoke.

Fits '93-'05 FXDWG, '80-'86 FXWG and '84-'15 FXST, FXSTB and FXSTC models. Use Docking Hardware Kit P/N 58350-96. Windshield dimensions: Overall height – 22.3"; width – 17.8".

C. H-D DETACHABLES COMPACT WINDSHIELD FOR SOFTAIL® SPRINGER™ MODELS

Fits '97-'03 FLSTS, '05-'07 FLSTSC and '93-'09 FXSTS, FXSTSB and '09 FXSTSSE models. Installation requires the separate purchase of Windshield Docking Hardware Kit P/N 58907-96B (chrome) or 58165-09 (black). (Will fit with or without auxiliary lighting.) Will not fit with Chrome Billet Mini Tach Mounts.

58770-96 18" Clear – Polished Braces.

Windshield dimensions: Overall height – 26.8"; width – 19.9".

Shown with: DOCKING HARDWARE FOR H-D DETACHABLES WINDSHIELDS

Required for installation of H-D Detachables Windshields on '97-'11 FLSTS, FLSTSB and FLSTSC and '93-'09 FXSTS, FXSTSB and '09 FXSTSSE models.

D. KING-SIZE NOSTALGIC H-D® DETACHABLES™ WINDSHIELD FOR FL SOFTAIL® MODELS

Formed from hard-coated polycarbonate to resist scratching, this one-piece windshield features a nostalgic horseshoe-shaped outer brace with stylized Bar & Shield logo. The highly polished mounting brackets attach easily with the included mounting hardware and after initial installation, the windshield can be removed and re-attached without tools in seconds. H-D® Detachables™ Windshields are available in 21" and 18" versions to match your need for wind protection.

Fits '05-'17 FLS, FLSS and FLSTN, '86-'17 FLSTC, '00-'17 FLSTF, FLSTFB, FLSTFBS, and '06 FLST models with or without auxiliary lamps. Does not fit with Custom Auxiliary Lighting Kit P/N 68000051. Additional mounting hardware not required.

57140-05 21" Clear.

Windshield dimensions: Overall height – 26.3"; width – 23.1".

57141-05 18" Light Smoke.

Windshield dimensions: Overall height – 23.4"; width – 23.1".

E. WIND SPLITTER VENTED WINDSHIELD

Reduce helmet buffeting at speed. The Harley-Davidson® Detachables™ Wind Splitter Vented Windshield features an exclusive fingertip-adjustable center vent that reduces turbulence behind the windscreen. When open, the controlled airflow fills the negative pressure area behind the shield and helps to smooth the flow of air over the top of the screen and around the rider. The revised flow reduces helmet bobbing and neck fatigue so you can comfortably spend more time in the saddle. The open vent also provides cooling airflow to the rider at low speeds and in city traffic.

57400159


Fits '00-'17 FLSTC and FLS, FLSS, FLST, FLSTF, FLSTFB, FLSTFBS and FLSTN models equipped with auxiliary lighting. Does not fit with Custom Auxiliary Lighting Kit P/N 68000051 or with Mini Tach or Boom!™ Audio Cruiser Speakers. Windshields dimensions: Overall height – 22.4", height from headlamp opening – 16.1", width – 20.3".



A. QUICK-RELEASE SUPER SPORT WINDSHIELD




B. H-D DETACHABLES SUPER SPORT WINDSHIELD



F. KING-SIZE H-D DETACHABLES WINDSHIELD FOR FL SOFTAIL MODELS – POLISHED BRACES



C. H-D DETACHABLES COMPACT WINDSHIELD – POLISHED BRACES



D. KING-SIZE NOSTALGIC H-D DETACHABLES WINDSHIELD FOR FL SOFTAIL MODELS



G. REPLACEMENT WINDSHIELD SCREEN



H. WINDSHIELD ACORN NUT KIT



E. WIND SPLITTER VENTED WINDSHIELD



I. MID-FRAME AIR DEFLECTOR



J. MID-FRAME AIR DEFLECTOR

CRUISER 115

Windshields – FL Softail®

F. KING-SIZE H-D® DETACHABLES™ WINDSHIELD FOR FL SOFTAIL® MODELS – POLISHED BRACES

Styled to complement the beefy FL Softail® front headlamp, this windshield can be installed or removed in seconds without tools, keeping your bike ready for the open road or for a run down Main Street. The windshield is formed from hard-coated polycarbonate to resist scratching and abrasion and is available with traditional polished braces and mounting brackets to blend with your customizing style. Mounting brackets are supported by molded-rubber bushings for improved isolation. Windshield kit includes all the hardware.

Fits '86-'99 FLSTC, '90-'17 FLS, FLSS, FLSTF, FLSTFB and FLSTFBS, '06 FLST and '93-'96 FLSTN models without auxiliary lamps. Does not fit Springer™ models.

58278-95 18" Light Smoke – Polished Braces.

Windshield dimensions: Overall height – 23.4"; width – 23.1".

Fits '00-'17 FLS, FLSS, FLST, FLSTC, FLSTF, FLSTFB and FLSTFBS models equipped with auxiliary lighting. Does not fit with Custom Auxiliary Lighting Kit P/N 68000051. Includes mounting hardware.

57400112 21" Clear – Polished Braces.

Windshield dimensions: Overall height – 26.3"; width – 23.1".

57400115 18" Clear – Polished Braces.

Windshield dimensions: Overall height – 23.4"; width – 23.1".

Fits '00-'17 FLS, FLSS, FLST, FLSTC, FLSTF, FLSTFB and FLSTFBS models equipped with auxiliary lighting. '00-'17 FLS, FLSS, FLST, FLSTF, FLSTFB and FLSTFBS models require separate purchase of Docking Hardware Kit P/N 91800025. Does not fit with Custom Auxiliary Lighting Kit P/N 68000051.

57061-09 18" Clear – Polished Braces.

Windshield dimensions: Overall height – 23.4"; width – 23.1".

G. REPLACEMENT WINDSHIELD SCREEN

Tailor your existing windshield for your riding preference. Replace the original windshield with a screen sized to improve wind protection. Uses your existing mounting brackets and hardware for an easy, economical conversion.

Fits '86-'17 FLS, FLSS, FLSTC, FLSTF, FLSTFB and FLSTFBS, '06 FLST and '93-'96 FLSTN equipped with a H-D® Detachables™ King-Size Windshield. Does not fit Springer models.

58277-95 18" Light Smoke.

H. WINDSHIELD ACORN NUT KIT

Kit contains 10 chrome-plated low crown 12-24 acorn nuts.

94111-95

Fits Compact, King-Size, Convertible and Road King® windshields. (Pkg. of 10.)

I. MID-FRAME AIR DEFLECTOR

Improve rider comfort during the summer riding season. Designed for severe duty and extreme temperature applications, these inconspicuous black deflectors attach to the frame and surround the top of the rear cylinder head. The scoop shape captures the moving air and uses the flow to direct the heat down and away from the rider to improve comfort. Kit includes all required mounting hardware.

2920008A

Fits '08-'17 Softail® models (except FXCW, FXCWC, FXSB, FXSBSE and FXSE).

SOFTAIL

116 CRUISER

Seating

SUNDOWNER™ SEATS

The Sundowner™ Seat provides the maximum in long-riding comfort. The deep-bucket design puts your body in the proper touring position and the generous padding makes it comfortable for both the rider and passenger as the miles are adding up. The dished shape provides added rider back support and the wide passenger pillion is shaped to minimize pressure points.

A. SUNDOWNER SEAT – SMOOTH

The smooth vinyl cover features elegant top-stitching to complement most Harley-Davidson® saddlebags and luggage.

51468-06A

Fits '07-'17 FLSTF, FLSTFB, FLSTFBS, FLSTSB, and '06-'15 FXST, FXSTB, FXSTC, FXSTS and '07-'08 FXSTSSE models. Does not fit FLSTSE models. FLSTSB models require separate purchase of Passenger Footpeg Mounting Kit P/N 50932-08 and passenger footpegs. Seat width 16.5"; passenger pillion width 12.5".

51764-06

Fits '00-'17 FLST, FLSTC, FLSTNSE, FLSTSC, '00-'06 FLSTF and '00-'05 FX Softail® models (except FXSTD). Also fits FLSTN models with removal of stock luggage rack. Seat width 16.5"; passenger pillion width 12.5".



A. SUNDOWNER SEAT – SMOOTH (51468-06A SHOWN)

B. SUNDOWNER SEAT – BLACKLINE™ & SOFTAIL SLIM® MODELS

The smooth vinyl cover features elegant top-stitching to complement most Harley-Davidson® saddlebags and luggage.

52000011

Fits '11-'17 FLS, FLSS and '11-'13 FXS models. Installation requires separate purchase of Passenger Footpeg Mounting Kit P/N 50932-08 and passenger footpegs. Seat width 15.5"; passenger pillion width 12.0".



B. SUNDOWNER SEAT – BLACKLINE & SLIM

C. BADLANDER® SEAT

Clean smooth covers, subtle top-stitching and a frame-hugging profile add up to a statement only Harley could create. The low design delivers a reduced seat height that is ideal for riders who want the shortest possible reach to the ground, and the long and lean shape allows tall riders to move back from the hand and foot controls without sitting higher on the bike. Kit includes grab strap and all mounting hardware.

51397-06A

Fits '07-'17 FLSTF, FLSTFB, FLSTFBS and FLSTSB, '06-'15 FXST, FXSTB, FXSTC, FXSTS and '07-'08 FXSTSSE models. Does not fit FLSTSE models. FLSTSB models require separate purchase of Passenger Footpeg Mounting Kit P/N 50932-08 and passenger footpegs. Seat width 12.0"; passenger pillion width 6.5".

52292-00A

Fits '00-'17 FLST, FLSTC, FLSTNSE, FLSTSC, '00-'06 FLSTF and '00-'05 FX Softail® models (except FXSTD). Also fits FLSTN models with removal of stock luggage rack. Seat features embroidered Harley-Davidson script logo. Seat width 12.0"; passenger pillion width 6.5".



C. BADLANDER SEAT (51397-06A SHOWN)

CRUISER 117

Seating

D. TOURING PASSENGER PILLIONS*

Styled to match the stitching and texture of the Original Equipment rider seat, these stylish pillions provide an extra comfortable ride for your passenger on those long journeys.

52930-05 Softail® Deluxe Models Styling.

Fits '05-'17 FLSTN models with Original Equipment Solo Seat. Pillion width 12.0".

51763-07 Heritage Softail® Classic Models Styling.

Fits '05-'07 FLST, and '07-'17 FLSTC, FLSTF, FLSTFB and FLSTFBS and FLSTSC models. Pillion width 14.0".

52912-00 Heritage Softail Classic Styling.

Fits '84-'06 Softail® models (except '05 FLSTFI 15th Anniversary models, FLSTN, FLSTS, FLSTSC or FXSTD). Pillion width 14.0".



D. TOURING PASSENGER PILLION – SOFTAIL DELUXE STYLING



D. TOURING PASSENGER PILLION – HERITAGE SOFTAIL CLASSIC STYLING

NOTE: Some Harley-Davidson® seats are made of leather. Fine leathers or other natural materials WILL gain "character," such as wrinkles or wear, with age. This is normal. A fine, aged patina and character wrinkles are a sign of the extremely high-quality materials used to construct your seat or backrest. The appearance of scars or marks on the leather are a result of using natural leather panels and should not be thought of as an imperfection. Please use Harley-Davidson® Leather Protectant P/N 93600034 to protect your investment.



Reach Seats

118 CRUISER

Seating Accessories

A. ROAD ZEPPELIN® SEAT PAD

Experience ultimate comfort. Designed to ensure hours of comfort in the saddle, Road Zeppelin® Seat Pads are equipped with a unique air bladder system that allows your weight to be supported evenly across the entire seating surface. Whether you have a low-profile seat or a larger more comfortable seat, you will feel the benefits. This air bladder system is designed to reduce pressure points, provide shock absorption and reduce vibration. Unlike other mouth-inflated seat pads, the Road Zeppelin Pad features an easy-to-reach integrated hand pump and metered air release valve that permits quick and controllable adjustment. You can easily adjust the comfort and support while seated on the pad. The UV-stable and snag-resistant mesh cover allows air to circulate beneath the rider's body, reducing the temperature trapped between the rider and seat. Shaped to conform to most Harley-Davidson® seats, the pads feature adjustable mounting straps and a non-skid surface to keep them in place. The hand-washable seat pad can be deflated and rolled for compact storage.

52000327 Rider.
Fits rider position on all models equipped with Original Equipment or accessory seats. Also fits passenger position on Touring models with large pillion area. Pad width – 14.0".



A. ROAD ZEPPELIN SEAT PAD

B. CIRCULATOR SEAT AND BACKREST PADS

Keep comfortable on your next long ride. These breathable Circulator Pads feature 3D construction that promotes air movement and reduces heat buildup where the rider's body touches the seat or backrest. Designed to keep the rider cool by reducing the perspiration buildup between you and the seating surface, the Circulator Pad can be installed and removed in seconds for easy cleaning. The low-profile design minimizes seat-height change compared to inflatable pads, while enhancing comfort with its shock-absorbing construction. Manufactured of UV-stable materials, these seat pads resist fading when exposed to the sun. Elastic under-seat strap and non-slip base provide secure installation and the available Circulator Passenger Pillion Pad attaches to the rider pad with hook-and-loop tabs.

51076-10 Large Seat Pad.
Fits Softail®, Touring and Trike models with Original Equipment and accessory seats. Will not fit Bobber or Road Zeppelin seats. Pad width – 16.0".



B. CIRCULATOR SEAT AND WIDE BACKREST PADS

C. RAIN COVERS*

Featuring a handy storage sack, this black nylon, water-resistant, Cordura® cover packs easily and shelters your seat from the storm.

51638-97 Solo Seat.
Fits H-D® solo seats (except XR and FLSTS).

51639-97 Two-Up.
Fits VRSC™, XG, XL, Dyna® and Softail models with Two-Up seats. Does not fit Touring and Trike models. Does not fit with Rider Backrests.



C. RAIN COVER – SOLO SEAT



C. RAIN COVER – TWO-UP SEAT



***WARNING:** Do not use while riding; could result in death or serious injury.

CRUISER 119

Seating Accessories

D. TANK KNEE PAD KIT

These self-adhesive rubber knee pads provide a touch of old school style. The rich black rubber pads feature tapered ribs and a raised Bar & Shield logo to protect the surfaces where your legs contact the tank. The compact pads measure 7.0" by 2.75", and are flexible enough to fit many tank profiles. Sold in matched pairs.

57300065
Fits fuel tanks on many Harley-Davidson Street®, Sportster®, Dyna® and Softail® models. May cover a portion of fuel tank graphics. Check placement before adhering to tank.



D. TANK KNEE PAD KIT

E. QUICK-RELEASE SEAT HARDWARE KIT

This Quick-Release Hardware Kit allows the rider to remove one-piece Harley-Davidson® seats quickly and easily. The knurled knob is easy to install or remove without tools, and the nylon washer keeps the finger tightened knob in place and rattle free. A raised-logo Harley-Davidson emblem finishes the look. SAE 1/4"-20 thread.

Fits '97-later XG, XL, Dyna, Softail (except '12-'17 FLS models equipped with Original Equipment seat), Touring and Trike models equipped with SAE 1/4"-20 seat mount hardware. Does not fit seats equipped with spring-loaded rear seat bracket.

51676-97A Chrome.
10500093 Gloss Black.



E. QUICK-RELEASE SEAT HARDWARE KIT – CHROME

F. SEAT MOUNTING NUTS – GLOSS BLACK

When blacking-out your bike, don't miss the details. These gloss black Seat Mounting Nuts take the hassle out of removing your two-piece seat and complete the blacked out look. These rich black caps dress up the seat mounting tab and the knurled knob makes fastening and unfastening the seat easy work. No tools required. Sold in pairs.

10400049
Fits all Softail and Touring models with Original Equipment or Genuine Motor Accessory 2-piece seat and knurled seat mounting nuts.



E. QUICK-RELEASE SEAT HARDWARE KIT – GLOSS BLACK

G. CHROME SCREWS FOR FLST SEAT BRACKET

94289-94T
Fits '87-'99 FLSTC, FLSTF and FLSTN models.



F. SEAT MOUNTING NUTS – GLOSS BLACK



G. CHROME SCREWS FOR FLST SEAT BRACKET

SOFTAIL

BUILDING A BACKREST

A sissy bar upright and passenger backrest are the starting point to build a complete touring machine. The backrest provides long-range comfort and support and adds a feeling of control and confidence for the passenger.

Start by selecting model-specific Docking Hardware, then choose a finish that matches your styling direction, determine the desired sissy bar height and finally select a backrest pad that complements your seat.

DOCKING HARDWARE



SHORT & TALL UPRIGHT



SIDE PLATES



PASSENGER BACKREST PAD



SELECT THE DOCKING HARDWARE

2000-later Softail® Docking Hardware for H-D® Detachables™ Racks, Tour-Pak® Racks & Sideplates
Docking hardware fitment is dependent on vehicle model and saddlebag configuration.

H-D Detachables Accessory

Available to fit:

No Saddlebags Detachable Sideplates 53810-00C (Chrome), 53857-00B (Wrinkle Black), 54258-10A (Gloss Black), Solo Detach Rack 53649-05A (Chrome), 53612-08, 53652-05 (Black), One-Piece Detach Sissy Bar Upright P/N 53618-05 (Chrome), 52729-08 (Black), FXS One-Piece Sissy Bar P/N 52828-11, 52760-11. Solo Detach Tour-Pak® Rack 53559-04B or Two-Up Detachable Tour-Pak Rack 54051-08A, 53066-00D.

2003-2017 FXST, FXSTB, FXSTB, FXSTSE, FXSTC, FLSTF, FLSTFB, FLSTFBS, FLSTSB, 2006 FLSTFSE

Docking Hardware

Directional Relocation Kit

2005-2017 FLSTN, FLST

53932-03A

Not Required

2005-2007 FLSTSC

53932-03A

53959-06
54268-10

2011-2017 FLS, FLSS, FXS

53932-03A

54296-11

2013-2017 FXSB, FXSBSE, 2016-later FXSE

52300239

Not Required

With P&A Saddlebags Detachable Sideplates 53810-00C (Chrome), 53857-00B (Wrinkle Black), 54258-10A (Gloss Black), Solo Detach Rack 53649-05A (Chrome), 53612-08, 53652-05 (Black), One-Piece Detach Sissy Bar Upright P/N 53618-05 (Chrome), 52729-08 (Black), Solo Detach Tour-Pak Rack 53559-04B, Two-Up Detachable Tour-Pak Rack 54051-08A, 53066-00D.

2006 FLSTFSE, 2003-2017 FLSTF, FLSTFB, FLSTFBS, FLSTSB, FXST, FXSTB, FXSTC, FXSTSE, 2007-2008 FXSTSE

53930-03B

53959-06
54268-10

With P&A Saddlebags 53015-05, 53061-00A, 88237-07, 88238-07, 88263-07, 88286-07, 90058-05, 90114-00A, 90119-00A, 90130-00B, 90133-06B, 90200765, 90200816, 90201389, 90320-00B, 90384-04, 90384-06, 90388-04, 90419-08, 91536-00A, 91537-00A, 91555-01A, 92000-00B and 92015-03.

2005-2017 FLST, FLSTN

53930-03B

Not Required

2005-2007 FLSTSC

53930-03B

53959-06
54268-10

With Original Equipment Saddlebags Detachable Sideplates 53815-00A (Chrome), Adjustable Sideplates 52300001 (Chrome), Solo Detach Rack 53649-05A (Chrome), 53652-05 (Black), Solo Detach Tour Pak Rack 53559-04B or Two-Up Detachable Tour Pak Rack 54051-08A, 53066-00D with Original Equipment Saddlebags or with P&A Saddlebags P/N 90876-05.

2003-2017 FLSTC

53931-03A

Not Required

2003 FLSTS

53931-03A

53959-06
54268-10

2005-2007 FLSTSC

53931-03A

53959-06
54268-10

2006 FLST

53931-03A

Not Required

Detachable Sideplates and Hard Saddlebags 90715-08XX.

2008-2017 FLSTF, FLSTFB, FLSTFBS

53930-03B

Included with Hard Saddlebags

Detachable Sideplates and Hard Saddlebags 90725-08XX.

2008-2017 FLSTN

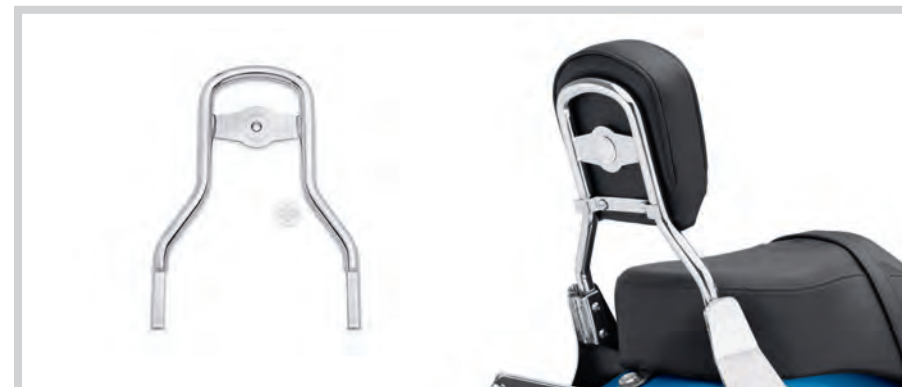
53930-03B

Not Required

*See fitment for Saddlebag Kits P/N 88237-07, 88238-07 or 88306-07.



A. H-D DETACHABLES SIDEPLATES



B. LOW SISSY BAR UPRIGHT – CHROME
(52300022 SHOWN)



C. STANDARD SISSY BAR UPRIGHT – CHROME
(52300018 SHOWN)



C. STANDARD SISSY BAR UPRIGHT – GLOSS BLACK
(52300020 SHOWN)

A. H-D® DETACHABLES™ SIDEPLATES

In the time it takes for a traffic light to change, you can transform your motorcycle from a city cruiser to a cross-country hauler. Start with Harley-Davidson® Detachables™ Sideplates, and add your choice of sissy bar upright and pad to make removing the passenger backrest a simple slide and click operation. Manufactured and tested to rigorous Harley-Davidson standards, installation requires separate purchase of model-specific Docking Hardware Kit.

Fits '00-'17 FLST, FLSTF, FLSTFB, FLSTFBS, FLSTN, FLSTNSE, FLSTSB, FLSTSC, FLSTSE, FXSB, FXSBSE, FXST, FXSTB, FXSTS, FXSTSSE and '06 FLSTFSE models with or without saddlebags (except Heritage Softail® Saddlebags P/N 90876-05). Requires separate purchase of Docking Hardware Kit and may require Directional Relocation Kit. See chart for your application.

53810-00D Chrome.

SISSY BAR UPRIGHTS

Sissy Bar Uprights are available in a variety of shapes and styles. Round bar uprights feature a mini medallion bar and an embossed Bar & Shield insert. Uprights are designed to accept specific 3-bolt or 2-bolt mounted backrest pads.

B. LOW SISSY BAR UPRIGHT

Shaped to complement a thicker passenger pillion, the ideal match for touring style seats, this upright also offers additional height options to riders with custom style seats.

Fits '04-'22 XL models with H-D® Detachables™ sideplates, '06-'17 Dyna® (except FXDF, FXDFSE and '10-'17 FXDWG), '84-'05 Softail® (except FXSTD) and '06-'17 FL Softail models (except '07-'17 FLS, FLSS, FLSTF, FLSTFB, FLSTFBS, FLSTSE and FLSTSB and '06 FLSTFSE) with appropriate sideplates.

52300022 Chrome.

C. STANDARD SISSY BAR UPRIGHT

Give your passenger additional back support with a Standard Sissy Bar Upright designed to accept a wide variety of backrest pads.

Fits '04-'22 XL models with H-D Detachables sideplates, '06-'17 Dyna (except FXDF, FXDFSE and '10-'17 FXDWG), '84-'05 Softail (except FXSTD) and '06-'17 FL Softail models (except '07-'17 FLS, FLSS, FLSTF, FLSTFB, FLSTFBS, FLSTSE and FLSTSB and '06 FLSTFSE) with appropriate sideplates.

52300018 Chrome.

52300020 Gloss Black.

SOFTAIL

122 CRUISER

Backrests & Racks

PASSENGER BACKREST PADS

Choose from a wide variety of backrest pad sizes and shapes to match your comfort and style demands. Designed to complement Original Equipment and accessory seats, these pads are engineered to fit specific sissy bar upright types.

A. BACKREST PADS

Sized to fit round bar sissy bar uprights, these pads mount to mini medallion-style uprights with two mounting holes.

Fits Nightster® model standard and short uprights P/N's 52300702 and 52300700. Fits Standard Round Bar Mini-Medallion Style Upright P/N 52877-10 or 51168-10. Fits Low Round Bar Mini Medallion Style Sissy Bar Upright P/N 52300401, 52540-09A, 51477-06, 54256-10, 52300049 and 52300050.

51641-06 Smooth Top-Stitched.

B. BACKREST PADS

Sized to fit medallion and mini medallion-style sissy bar uprights. Pad mounts with single center screw and bolt-on mounting strap. Kit includes chrome-plated mounting hardware.

Fits Low Medallion Style Sissy Bar Upright P/N 52655-84, 52909-02, 52754-04, 51851-09, Standard Medallion Style Sissy Bar Upright P/N 52735-85 or 52877-08, Standard Square Bar Mini Medallion Style Sissy Bar Upright P/N 53281-06 or 53407-06, Standard Heritage Softail® Style Sissy Bar Upright P/N 52731-00 and Standard Round Bar Sissy Bar Upright P/N 52300018 or 52300020.

- 1. 52612-95** Smooth Top-Stitched.
- 2. 52412-79A** Embossed Bar & Shield Logo.
- 3. 52348-97** Heritage Classic Bucket.
- 4. 51132-98** Smooth Bucket.

C. BACKREST PADS

Sized to fit medallion and mini medallion-style sissy bar uprights. Pad mounts with single center screw and bolt-on mounting strap. Includes chrome-plated mounting hardware.

Fits Low Medallion Style Sissy Bar Upright P/N 52754-04 or 51851-09, Low Square Bar Mini-Medallion Style Sissy Bar Upright P/N 53282-06, Standard Square Bar Mini Medallion Style Sissy Bar Upright P/N 53281-06 or 53407-06, Standard Medallion Style Sissy Bar Upright P/N 52735-85, 53007-98, 52655-84, 52909-02 or 51517-02, Standard Bar & Shield Style Sissy Bar Upright 52739-83 or 51514-02, Standard Heritage Style Sissy Bar Upright P/N 52731-00 and Low Round Bar Sissy Bar Upright P/N 52300022 or 52300024.


- 1. 52652-04** Smooth.
- 2. 52626-04** Smooth Top-Stitched.



A. BACKREST PADS



B. BACKREST PADS



C. BACKREST PADS

CRUISER 123

Backrests & Racks

D. AIR FOIL PREMIUM LUGGAGE RACK*

The low-profile aerodynamic styling defines the look of this Luggage Rack. Available in mirror chrome or rich gloss black finish, the die-cast rear "Air Foil" grabs your attention and the Bar & Shield insert adds a signature touch. The elegant round tube rack features inlaid rubber runners for added grip and dedicated bungee mounting points to simplify luggage tie-down. Kit includes all necessary mounting hardware. For added visibility, the rack is designed to incorporate the internal wiring of the Air Foil Rack LED Light Kit P/N 68000076 (red) for a clean look.

Fits '04-'22 XL models equipped with H-D® Detachables™ Sideplates, '06-'17 Dyna® models (except FXDF, FXDFSE and '10-'17 FXDWG) equipped with Detachable Sideplates, '84-'05 Softail® (except FLSTN and FXSTD) and '06-'17 FLST, FLSTC, FLSTNSE and FLSTSC and '06 FLSTF models equipped with Detachable Sideplates.

54290-11 Chrome.

54291-11 Gloss Black.

Also available:

LED LIGHT KIT WIRING HARNESS

Required for installation of LED Light Kit on Air Foil Luggage Rack P/N 54290-11 or 54291-11.

73415-11

Fits '06-'17 Dyna (except FXDF, FXDFSE, '14-'17 FXDL, '16-'17 FXDLS and '10-'17 FXDWG), '84-'05 Softail (except FLSTN and FXSTD), '06-'17 FLST, FLSTC and FLSTSC and '06 FLSTF models with Air Foil Luggage LED Light Kit P/N 68000076 or 68000077.



D. AIR FOIL PREMIUM LUGGAGE RACK – CHROME



D. AIR FOIL PREMIUM LUGGAGE RACK – GLOSS BLACK



***WARNING:** Do not use this rack as a seat. Do not exceed the fender rack weight capacity. Using as seat or exceeding this capacity could cause handling problems, which could result in loss of control and death or serious injury.



****WARNING:** Disconnecting your DOT-required tail, brake and turn signal lighting could reduce your visibility to others and result in death or serious injury.

124 CRUISER

Backrests & Racks

A. LOCKING H-D DETACHABLES LATCH KIT

This unique lock replaces the cam lock on your Harley-Davidson® Detachables™ accessories, providing additional security and peace of mind when parking your vehicle. The kit includes two extended-reach barrel-style keys for easy access to the lock. Key registration and replacement service is available. Sold in pairs.

Fits all models equipped with detachable Sideplates, Racks and Tour-Pak® Luggage Carriers (except '18-later Softail models with HoldFast™ racks and uprights or '09-later Touring models equipped with detachable Solo Tour-Pak Rack).

9280008 Black.

B. H-D DETACHABLES LATCH KIT – CHROME

Decorative chrome latches are the perfect way to enhance the appearance of your detachable accessories. Meticulously polished and chrome-plated, these easy-to-install Rotary Latches are a direct replacement for the Original Equipment satin black parts and are a simple way to add a finishing touch to your ride. Latches feature an easy-to-pull finger release to simplify access in hard-to-reach areas.

12600036

Fits all models equipped with detachable Sideplates, One-Piece Sissy Bar Uprights, Racks, and Tour-Pak Luggage Mounting Racks (except '18-later Softail models with HoldFast racks and uprights).



A. LOCKING H-D DETACHABLES LATCH KIT – BLACK



B. H-D DETACHABLES LATCH KIT – CHROME

CRUISER 125

Backrests & Racks

C. REAR DOCKING HARDWARE COVER KIT

Disguise the rear docking hardware with these easy-to-install covers. The caps slide over the exposed docking points and are held in place by a strong magnetic pull. The caps are easy to remove when you wish to reinstall detachable accessories. Covers are available with brilliant chrome or durable gloss black finish to match your bike's attitude. Sold in pairs.

Fits many accessory docking hardware kits. Refer to the fitment matrix in this P&A Catalog Page 543 or the Parts & Accessories section of www.harley-davidson.com for details.

48218-10 Short Chrome (pair).

48220-10 Large Chrome (pair).

48035-09 Small Chrome (pair).

48221-10 Short Black (pair).

48223-10 Large Black (pair).

48225-10 Small Black (pair).



C. REAR DOCKING HARDWARE COVER KIT – BLACK



C. REAR DOCKING HARDWARE COVER KIT – CHROME

126 CRUISER

Saddlebags & Luggage

A. BLACK STANDARD LINE SWINGARM BAG

Made of ultra-durable leather-like synthetic featuring a debossed H-D #1 logo, the Black Standard Collection Bags have a simple, black on black style that complements many styling directions and budgets. An internal reinforcement system maintains the bag's shape over time. The "MOLLE-style" system of mounting loops accommodate hook and loop straps and allow for multiple mounting locations and orientations. The bags feature either matte black enamel buckles with hidden quick-detach snaps or a hook and loop flap closure. This Swingarm Bag features matte black buckles with hidden, quick-release buckles underneath. Straight and perpendicular mounting loops provide versatile and easy mounting. This bag is great for storing a small set of tools or additional layers of riding gear. Bag dimensions: 11" W x 11" H x 3.25" D. Internal capacity: 250CI. Weight/Carrying Capacity: 5 lbs.

90201768

Fits '00-'17 Softail® models (except FLSTC, FLSTNSE, FLSTSE, FXCW, and FXCWC models). Does not fit models equipped with rear axle covers, left-hand tool box, passenger footboards, chrome swingarm covers or saddlebag guards. FLSS and FLSTFBS models require removal of Original Equipment Rear Axle Covers.



A. BLACK STANDARD LINE SWINGARM BAG

B. BLACK STANDARD LINE THROW-OVER SADDLEBAGS

Made of ultra-durable leather-like synthetic featuring a debossed H-D #1 logo, the Black Standard Collection Bags have a simple, black on black style that complements many styling directions and budgets. An internal reinforcement system maintains the bag's shape over time. The "MOLLE-style" system of mounting loops accommodate hook and loop straps and allow for multiple mounting locations and orientations. The bags feature matte black enamel buckles with hidden quick-detach buckles underneath. These Throw-Over Bags feature side gussets for increased capacity and straight and perpendicular mounting loops for easy mounting. Quick-release buckles get you in and out of the bag fast. These Throw-Over Bags can be used with or without a passenger pillion. If used with a passenger pillion, the straps should be mounted under the pillion and the crossover straps feature a soft, non-scratch backing. Installation requires purchase of Saddlebag Support rails and may require the purchase of a Turn Signal Relocation Kit. Large bag measures: 16.5" L x 11.5" H x 7" D. Internal capacity: 1,350CI. Weight capacity: 10 lbs/bag. Compact bag measures: 10" L x 11.5" H x 5.25" D. Internal capacity: 600CI. Weight capacity: 6 lbs/bag.

Fits '82-'22 XL (except XL1200T), '08-'17 Dyna® (except FLD), '84-'99 Softail®, and '18-later Softail models equipped with H-D® Saddlebag Supports. '18-later Softail models require purchase of Turn Signal Relocation Kit P/N 67800802 or 68700830.

90201770 Large.



B. BLACK STANDARD LINE THROW-OVER SADDLEBAGS – LARGE

C. UNIVERSAL SADDLEBAG LOCK KIT

Keep the contents of your existing soft-sided saddlebags safe from the grab-and-go thief. This unique kit features two extra-small barrel locks that can replace existing saddlebag snaps to perform double duty as locks or as snaps when you don't need to lock your bags. Can be keyed to match your barrel-style ignition key. Sold in pairs.

Fits most soft-sided leather and vinyl saddlebags. Does not fit FLHRC and FLHRS.

90300017 Random Key Code.



C. UNIVERSAL SADDLEBAG LOCK KIT



NOTE: Some Harley-Davidson® saddlebags are made of leather. Fine leathers or other natural materials WILL gain "character," such as wrinkles or wear, with age. This is normal. A fine, aged patina and character wrinkles are a sign of the extremely high-quality materials used to construct your saddlebags. The appearance of scars or marks on the leather are a result of using natural leather panels and should not be thought of as an imperfection. Please use Harley-Davidson® Leather Protectant P/N 93600034 to protect your investment.

CRUISER 127

Saddlebags & Luggage

SINGLE-SIDED SWINGARM BAG

Less is more. With enough room for the essentials, these stylish Swingarm Bags eliminate the need to stuff your pockets or bungee a bag across the passenger pillion. Shaped to hug the contour of your bike's frame, these compact bags add an old-school look. Bags are constructed of heavyweight leather and feature a pouch-style flap lid that is secured with two traditional straps and buckles. The semi rigid-backed bag is secured to the left side of the bike with easy-to-install adjustable straps. Luggage capacity: 450 cubic inches total.

D. SINGLE-SIDED SWINGARM BAG – ANTIQUE BROWN LEATHER

Crafted from supple brown pull-up leather, this classic Swingarm Bag will gain character and a well-worn authentic look with use. The flip-open lid is secured with traditional straps and buckles, and the bag features antique hardware that complements the old-school look.

90201568

Fits '00-later Softail® models (except FLSTC, FLSTNSE, FLSTSE, FXDRS, FXCW, and FXCWC). Does not fit models equipped with left-hand tool box, passenger footboards, chrome swingarm covers, saddlebags, or saddlebag guards.



D. SINGLE-SIDED SWINGARM BAG – ANTIQUE BROWN LEATHER

E. SINGLE-SIDED SWINGARM BAG – BLACK LEATHER

Constructed with heavy boot-grade leather, this rich black Swingarm Bag is the perfect complement to any paint color or customizing style. The flip-open lid is secured with quick-disconnect clips hidden behind the traditional leather straps and brushed nickel-finished buckles.

90201567

Fits '00-later Softail models (except FLSTC, FLSTNSE, FLSTSE, FXDRS, FXCW, and FXCWC). Does not fit models equipped with left-hand tool box, passenger footboards, chrome swingarm covers, saddlebags, or saddlebag guards.



E. SINGLE-SIDED SWINGARM BAG – BLACK LEATHER

NOTE: Some Harley-Davidson® saddlebags are made of leather. Fine leathers or other natural materials WILL gain "character," such as wrinkles or wear, with age. This is normal. A fine, aged patina and character wrinkles are a sign of the extremely high-quality materials used to construct your saddlebags. The appearance of scars or marks on the leather are a result of using natural leather panels and should not be thought of as an imperfection. Please use Harley-Davidson® Leather Protectant P/N 93600034 to protect your investment.

128 CRUISER

Foot Controls

A. BILLET STYLE HEEL/TOE SHIFT LEVER – EXTENDED REACH

Stretch out in style. Both the heel and toe sections of this Shift Lever are 1.0" longer than traditional levers, separating the distance between the heel/toe shift by 2.0" total. This added space provides a comfortable riding position for a tall rider and allows a rider with a large boot extra room to move. Styled to complement our billet style mirror stems, these Billet Style Shift Levers are forged, machined and polished for a beautiful, custom look. When combined with the available Extended Reach Brake Lever, long-limbed riders can straighten their legs and ride in comfort. Kit includes a front and rear lever and mounting hardware.

33600001 Chrome.
Fits '86-'17 FL Softail®, '88-later Touring and '08-later Trike models.

B. BILLET STYLE HEEL/TOE SHIFT LEVER – STANDARD LENGTH

Styled to complement our billet style mirror stems, these Billet Style Shift Levers are forged from 7075-T6 aluminum, then machined and polished for a beautiful, custom look. Available in your choice of mirror chrome, satin black powder coat or edge cut black anodized and machined aluminum finishes. Kit includes a front and rear lever and chrome hardware.

Fits '86-'17 FL Softail, '88-later Touring and '08-later Trike models.

34535-00B Chrome.


34045-10 Edge Cut.

34023-08 Satin Black.

C. HEEL/TOE SHIFTER SHAFT COVER

Conceal the splined end of the shifter shaft when you remove the heel shift lever. The easy-to-install chrome-plated aluminum billet cap is held in place with a flush Allen® screw for a clean look.


35471-05
Fits '82-'17 FL Softail®, and '82-later Touring and Trike models equipped with heel/toe shift levers. Installation requires removal of heel shift lever.



SHIFT LEVER COMPARE



A. BILLET STYLE HEEL/TOE SHIFT LEVER – EXTENDED REACH



B. BILLET STYLE HEEL/TOE SHIFT LEVER – STANDARD LENGTH, CHROME



B. BILLET STYLE HEEL/TOE SHIFT LEVER – STANDARD LENGTH, EDGE CUT



B. BILLET STYLE HEEL/TOE SHIFT LEVER – STANDARD LENGTH, SATIN BLACK



C. HEEL/TOE SHIFTER SHAFT COVER



D. FORWARD CONTROL KIT FOR FL SOFTAIL MODELS



E. BILLET STYLE SHIFT LEVER – CHROME



E BILLET STYLE SHIFT LEVER – EDGE CUT



E. BILLET STYLE SHIFT LEVER – SATIN BLACK



F. RIDER FOOTBOARD HEEL GUARD



G. ERGO JIFFY STAND

CRUISER 129

Foot Controls

D. FORWARD CONTROL KIT FOR FL SOFTAIL® MODELS*

This kit converts the standard FL Softail® footboard controls to Original Equipment FX Softail forward controls. The resulting foot-forward riding position takes the long-limbed rider out of the upright flat-foot, knees-up stance and puts him or her in a relaxed laid-back posture. Kit includes left and right brackets, shift lever, brake lever and all necessary mounting hardware. Footpegs and brake pedal pad sold separately.

33909-08A

Fits '07-'17 FLSTC, FLSTF (except FLS, FLSS, FLSTFB and FLSTFBS), FLSTN, FLSTSB and FLSTSC models. Requires separate purchase of appropriate footpeg kit. Compatible footpeg kits for FLSTC and FLSTF are P/N 50305-02, 50359-04, 50370-04, 50474-03, 50500-03, 50506-03, 50576-05, 50695-08 or 50935-07. FLSTN, FLSTSB and FLSTSC require separate purchase of stock FXCW footpegs with wear pegs (P/N 51327-08 Left Peg, 51323-08 Right Peg and 33130-07A Wear Peg (Qty 2)). Does not fit with Profile® Low Suspension.

E. BILLET STYLE SHIFT LEVERS

Styled to complement our billet style mirror stems, these Billet Style Shift Levers are forged from 6061-T6 aluminum, then machined and polished for a beautiful, custom look. Includes chrome hardware. Shift pegs sold separately.

Fits '91-'17 Dyna® (except '14-'17 FXDL, FXDLS or models equipped with Further Forward Mid-Control Kit P/N 50500386) and '90-'17 FX Softail models.

34539-00 Chrome.

34043-10 Edge Cut.

34016-08 Satin Black.

F. RIDER FOOTBOARD HEEL GUARD

This Heel Guard mounts to the right-side rider footboard and protects your boot from contact with the hot exhaust shield. Kit includes chrome guard with cutaway Bar & Shield logo and all mounting hardware.

50500225

Fits '12-'16 FLD, '86-'17 FL Softail, '86-later Touring and '09-later Trike models equipped with Traditional and Swept Wing footboards. Does not fit models equipped with Half-Moon, Tapered, Airflow, Defiance, Dominion™ or Burst footboards, Extended Reach Rider Footboards P/N 50409-04 or 54145-10, Rider Running Boards P/N 50500158 or Screamin' Eagle® Fat Exhaust Shield.

G. ERGO JIFFY STAND

Kit replaces Original Equipment jiffy stand and includes stand bumper, bushing and all required mounting hardware.

50000091

Fits '07-'17 Softail models (except FXSB, FXSBSE and FXSE). Stock on '15-'17 FLS, FLSS, FLSTFB, FLSTFBS, FLSTN and FLSTNSE models. Does not fit models equipped with Defiance footboards, Burst footboards or Rider Running Boards P/N 50500158.



***WARNING:** Installation of this kit may affect cornering clearance. This could distract the rider, causing loss of control, resulting in death or serious injury.

130 CRUISER

Foot Controls

A. CUSTOM GEAR SHIFT LINKAGE – ROUND GLOSS BLACK

Add the finishing touch to your blacked-out ride. This Gloss Black Shift Linkage is easy to install and includes a transmission lever cover and decorative acorn nuts and bolts for a complete custom look.

33600259

Fits '86-later Softail (except '18-later FXBB, FXLR, FXLRS and '20-later FXST), Touring and Trike models. (Does not fit '97-'99 FLSTS or models equipped with Softail® Extended Reach Forward Controls.)

B. CUSTOM GEAR SHIFT LINKAGES

Kick your custom into gear with this collection of high-quality custom shift linkages. Available in a variety of designs to match your bike's style, these linkages feature aircraft-quality rod ends for easy adjustment and smooth operation. The easy-to-install linkage kit also includes a transmission lever cover for '86-'17 Softail and '86-'16 Touring and Trike models, and decorative acorn nuts and bolts for a complete custom look.

Fits '86-later Softail (except '18-later FXBB, FXLR, FXLRS and '20-later FXST), Touring and Trike models. (Does not fit '97-'99 FLSTS or models equipped with Softail Extended Reach Forward Controls.)

1. 34018-08 Slotted Black Anodized.

2. 34850-09 Skull.

3. 33801-09 Harley-Davidson Script.

4. 33760-09 Slotted with Bar & Shield Logo.

5. 33814-98A Round.

C. PASSENGER FOOTPEG MOUNT KIT

A necessary addition when converting your solo seat model to a two-up passenger-carrying ride. Kit includes black mounting brackets and all necessary mounting hardware. Footpegs sold separately.

50932-08

Fits '12-'17 FLS, FLSS and '08-'11 FLSTSB models.

D. PASSENGER FOOTBOARD AND MOUNT KITS

Add passenger comfort and support. These complete kits include specially designed mounting stud/brackets for convenient bolt-on installation. Footboards fold up when not in use. Available in your choice of Original Equipment or mirror-chrome finish, these kits include footboard pans, rubber pads, mounting hardware and matching chrome or black footboard supports. NOTE: Passenger Footboard Kits cannot be used with Pivot Bolt Covers.

Fits '00-'17 Softail® models (except FLS, FLSS, FLSTF, FLSTFB, FLSTFBS, FLSTN, FLSTNSE, FLSTS, FLSTSB, FLSTSC, FLSTSE, FXS, FXSBSE, FXCW, FXCWC and FXSTD). '00-'15 FLSTC models require Saddlebag Bracket Relocation Kit P/N 90238-00.

50602-00A Black.



A. CUSTOM GEAR SHIFT LINKAGE – ROUND GLOSS BLACK



B. CUSTOM GEAR SHIFT LINKAGES



C. PASSENGER FOOTPEG MOUNT KIT



D. PASSENGER FOOTBOARD AND MOUNT KIT – BLACK



E. MUSTACHE ENGINE GUARD – CHROME




E. MUSTACHE ENGINE GUARD – GLOSS BLACK



F. ENGINE GUARD – CHROME



G. ENGINE GUARD – GLOSS BLACK



H. NOSTALGIC CURVED ENGINE GUARD – CHROME

CRUISER 131

Engine Guards

E. MUSTACHE ENGINE GUARD*

Combine classic shape and modern function for a unique twist on engine protection. The flow of this engine guard complements the bike's traditional style while the gracefully curved upper section incorporates highway pegs into the shape. The integrated rubber pads offer a comfortable and slip-resistant cushion for your feet while traveling the open road. One-piece engine guard kit includes all required mounting hardware.

Fits '00-'17 FL Softail® models.

49140-05B Chrome.

49440-10 Gloss Black.

F. ENGINE GUARD – CHROME*

Protect your bike without sacrificing ground clearance or style. The one-piece engine guard is designed to complement the lines of the motorcycle and the bright chrome finish adds the perfect finishing touch.

49004-00A

Fits '00-'17 FL Softail models.

49200-07A

Fits '00-'17 FX Softail models (except models equipped with Extended Reach Forward Control Kit P/N 49171-04 or 49223-04). FXSE models require the removal of the stock Original Equipment Chin Spoiler.

G. ENGINE GUARD – GLOSS BLACK*

A serious finish for serious riders. Before a black powder coat, these engine guards get an extra layer of protection from an E-Coat dip. So go on and install Engine Guard Mount Footpegs because this finish will go the distance.

49023-02A

Fits '00-'17 FL Softail models.

H. NOSTALGIC CURVED ENGINE GUARD – CHROME*

The nostalgic curved shape adds classic style to functionality. Reminiscent of the vintage 1940s style, the one-piece chrome Engine Guard complements the lines of the classic style Softail Deluxe, Heritage Softail® Classic and FL Springer™ models.

49037-05A

Fits '00-'17 FL Softail models. Compatible with Engine Footpeg Mount Kit P/N 49102-86T or 49144-86.



***WARNING:** Engine guards may provide limited leg and cosmetic vehicle protection under unique circumstances (fall over while stopped, very low speed slide). They are not made nor intended to provide protection from bodily injury in a collision with another vehicle or any other object.

132 CRUISER

Chassis Trim

A. PREMIUM TANK PANEL WITH POUCH

This leather tank panel features an over-sized pouch for convenient, at your fingertips storage. The heavy duty leather pouch will maintain its shape for miles to come while the bold chrome Bar & Shield medallion sits proudly on the flap for all to admire.

91135-09

Fits '93-'08 FXDWG, '06 FXD35, '07-'17 FXDC and FXDF and '00-'17 Softail® models (except FLS, FLSS, FLSTNSE, FLSTSB, FLSTSE, FXCW, FXCWC, FXS, FXSB, FXSBSE, FXSE, FXSTD, FXSTSSE, '09-'17 FLSTC and '06 FLSTFSE). '93-'03 FXDWG models require the separate purchase of Clip P/N 10102 and O-Ring P/N 11174.



A. PREMIUM TANK PANEL WITH POUCH

B. DASH PANEL EXTENSION – CHROME

Stretch the lines of your chrome dash panel the full length of the fuel tank. This chrome-plated trim kit continues the lines and finishes of your standard tank panel to the front of the seat, adding a custom touch without the expense of a custom tank.

71283-01

Fits '00-'17 Softail models (except FLS, FLSS, FLSTNSE, FLSTSB, FLSTSE, FXCW, FXCWC, FXS, FXSB, FXSBSE, FXSE, FXST-Aus, FXSTD, FXSTSSE, '06 FLSTFSE and '09-'17 FLSTC models).



B. DASH PANEL EXTENSION – CHROME

C. UPPER FORK SLIDER COVERS – CHROME

Brilliant chrome accents for the upper fork legs. Perfect for finishing off that chromed front end look. When used with H-D® Genuine Motor Accessory Chrome Lower Fork Sliders, you've got a front end that's completely chromed and an appearance that's utterly impressive.

45963-97

Fits '49-'84 FL, '86-'17 FLS, FLSS, FLST, FLSTC, FLSTF (except '07), FLSTFB, FLSTFBS and FLSTN and '80-'13 Touring and Trike models. Stock on FLSTNSE and FLSTSE models.



C. UPPER FORK SLIDER COVERS – CHROME

D. UPPER FORK SLIDER COVERS – GLOSS BLACK

The classic Harley-Davidson® motorcycle color is black. It shows your attitude, your feelings and your desire to be different from the rest. These gloss black accessories are the ultimate extension of the Harley-Davidson philosophy. Manufactured from Original Equipment components, these parts provide superior fit and finish.

45591-02

Fits '49-'84 FL, '86-'17 FLS, FLSS, FLST, FLSTC, FLSTF (except '07), FLSTFB, FLSTFBS, FLSTNSE and FLSTN, '10-'12 FLSTSE and '80-'13 Touring and Trike models.



D. UPPER FORK SLIDER COVERS – GLOSS BLACK

E. ABS HARNESS COVER – CHROME

Dress your ABS-equipped Softail model in style. Shaped to conceal the ABS wheel speed sensor harness, this bracket mounts to the brake caliper tabs on the lower fork sliders. The mirror chrome finish complements the Original Equipment satin polished sliders or serves as the final finishing touch to a complete chrome front end.

32700002

Fits '11-'17 Softail® models (except FXCWC, FXSB and FXSBSE) equipped with ABS.



E ABS HARNESS COVER – CHROME



F. FORK COVER ACCENT STRIP KIT – CHROME



G. TIE-DOWN BRACKETS – CHROME



H. FORK COVER ACCENT STRIPS – GLOSS BLACK

CRUISER 133

Chassis Trim – Front End

F. FORK COVER ACCENT STRIP KIT – CHROME

Sometimes the best ideas come from you, our fellow riders, like this chrome accent strip. This kit is designed to add the ultimate complement to the already popular Chrome Fork Cover Kit by accenting the sides with beautiful chrome-plated aluminum strips. Kit includes chrome hardware.

67891-99

Fits '86-'11 FLSTF and FLSTFB and '93-'96 FLSTN models with Chrome Fork Cover Kit P/N 67890-91C or 66440-05. Stock on '12-'17 FLS, FLSTF and FLSTFB. Does not fit with passing lamps and windshields.

G. TIE-DOWN BRACKETS – CHROME

Simplify the process of securing your bike to a trailer or bike lift. These stylish chrome Tie-Down Brackets mount cleanly to the front fork cover and offer a secure method to connect tie-down straps. Moving the tie-down point from the handlebar to the triple tree area reduces wear on the handlebar bushings and ensures a consistent easy-to-access mounting point. Just add Harley-Davidson® Ratchet Straps and Soft Hooks and you're ready to go.

93500006

Fits '02-'17 FLS, FLSS, FLSTC, FLSTF, FLSTFB and FLSTFBS, '95-later FLHR and FLHRC, '95-'13 FLHT, FLHTC and FLHX, '10-'13 FLHTCU and FLHTK, '10-'12 FLHXSE and '10-'12 FLHTCUSE. FLS, FLSS, FLSTF, FLSTFB and FLSTFBS models without a windshield require separate purchase of Hardware Kit P/N 91800030.

Shown with:

TIE-DOWN BRACKET HARDWARE KIT

Kit includes 4 button-head bolts required for installation of Chrome Tie-Down Brackets P/N 93500006 on specified models.

91800030

Required for installation of Chrome Tie-Down Bracket Kit P/N 93500006 on '00-'17 FLS, FLSS, FLSTF, FLSTFB and FLSTFBS models without windshields.

H. FORK COVER ACCENT STRIPS – GLOSS BLACK

These strips are designed to add the ultimate complement to the Gloss Black Fork Cover Kit. Finished in matching rich black, these extruded aluminum pieces fill the gap between the front and rear covers that is created when the passing lamps are removed. Strips are sold individually and two are required for a complete installation.

68055-10BHP

Fits '86-'17 FLS, FLSS, FLST, FLSTC, FLSTF, FLSTFB and FLSTFBS '93-'96 FLSTN models with Gloss Black Fork Cover Kit P/N 48608-09. (Does not fit with passing lamps or windshields.)

Shown with:

HEADLAMP SHELL – GLOSS BLACK

Add to the sinister look of your blacked-out Softail® motorcycle. Manufactured from Original Equipment components, this gloss black headlamp housing replaces the chrome headlamp shell for a custom look. Shell includes wiring harness and connector and accepts the Original Equipment headlamp, trim ring and mounting hardware.

73294-10

Fits '86-'17 FLS, FLSS, FLST, FLSTC, FLSTF, FLSTFB and FLSTFBS and FLSTN models in domestic and right-hand drive markets.

SOFTAIL

134 CRUISER

Chassis Trim – Front End

A. FRONT AXLE NUT COVERS

Cover the front axle in style. Available in your choice of styles, these custom Axle Nut Covers look great with Original Equipment satin-finish fork sliders or add the finishing touch to a complete chrome or blacked-out front end. Easy-to-install kits include all necessary mounting hardware. Sold in pairs.

Fits '02-'11 VRSC™ (except VRSCF and VRSCR), '15-later XG, '08-later XL, '08-'17 Dyna®, '07-later Softail® (except Springer™, FLSTNSE, FLCW, FXCWC, FXSB, FXSBSE, FXSE, FXST-Aus, and FXSTD) and '08-later Touring (except '23-later FLHXSE and FLTRXSE and '24-later FLHX, FLTRX, FLTRXSTSE and '25-later FLHXU and Trike models. '18-later FLDE, FLFB, FLFBS, FLHC, FLHCS, FLSB, FLSL, FXBB, FXBR, FXBRS, FXLR and FXST models require separate purchase of Front Axle Adapter Kit P/N 43000090. '22-later FXLRST, '20-later FXLRS, '19-later FXDRS and '18-later FXFB and FXFBS models require separate purchase of Front Axle Adapter Kit P/N 43000159.

DOMINION™ COLLECTION

Express your bold, renegade attitude. The machined aluminum Dominion™ Collection Front Axle Nut Covers add style to the front of the bike and are the perfect complement to other Dominion Collection accessories.

1. 43000124 Gloss Black.

FRONT AXLE NUT COVERS

2. 44117-07A Chrome – Die-cast.

44116-07A Chrome – Billet.

3. 43000026 Gloss Black – Die-cast.

43428-09 Gloss Black – Billet.

4. 43000177 H-D Motor Co. – Black.

5. 44148-07A H-D Motor Co. – Chrome.

6. 44114-07 Aluminator.

Also available:

Willie G Skull

Fits '02-'11 VRSC™ (except VRSCF and VRSCR), '15-later XG, '08-'22 XL (except '16-'22 XL1200X and XL1200XS), '08-'17 Dyna®, '07-later Softail® (except Springer™, FLSTNSE, FLFB, FXCW, FXCWC, FXDRS, FXFB, FXFBS, FXLRS, FXSB, FXSBSE, FXSE, FXST-Aus, and FXSTD) and '08-later Touring (except '23-later FLHXSE and FLTRXSE and '24-later FLHX, FLTRX, FLTRXSTSE and '25-later FLHXU and Trike models. '18-later FLDE, FLFB, FLFBS, FLHC, FLHCS, FLSL, FXBB, FXBR, FXBRS, FXLR and FXST models require separate purchase of Front Axle Adapter Kit P/N 43000090. '22-later FXLRST, '20-later FXLRS, '19-later FXDRS, '18-later FLSB, FXFB and FXFBS models require separate purchase of Front Axle Adapter Kit P/N 43000159. '22-later FXRST to models require separate purchase of Front Axle Adapter Kit P/N 43000159.

7. 43000096 Black.

8. 43163-08A Chrome.

Also available: (not shown)

FRONT AXLE NUT COVERS

Fits '88-'07 XL, '91-'03 FXD, FXDX, FXDXT, FXDL, FXDSCONV, '93-'05 FXDWG, '88-'07 FXR, '87-later FLXR, FXRS-SP and FXWG, '84-'06 Softail (except Springer and FXSTD) and '80-'99 Touring models.

43899-86A Chrome – Die-cast.



A. FRONT AXLE NUT COVERS



B. DOMINION FORK NUT COVERS – GLOSS BLACK



C. DEFIANCE COLLECTION UPPER FORK STEM COVERS – GLOSS BLACK



D. BRAKE BLEEDER AND BANJO BOLT COVERS



E. FORK AXLE RETAINER NUT KIT – CHROME



F. BRAKE CALIPER INSERT – CLASSIC CHROME



F. BRAKE CALIPER INSERT – HARLEY-DAVIDSON SCRIPT



G. FRONT BRAKE CALIPER KIT – RED (41300152 SHOWN)



H. FRONT BRAKE CALIPER KIT – CHROME (41300148 SHOWN WITH CLASSIC CHROME CALIPER INSERT)

CRUISER 135

Chassis Trim – Front End

B. DOMINION™ COLLECTION FORK NUT COVERS

A perfect complement to other Dominion™ Collection Accessories, these Fork Nut Covers provide the finishing touch to your bike's front end. Sold in pairs.

Fits '06-'17 Dyna® models (except FXDB and FXDSE) and '18-later Softail® models (except FXDRS, FXFB, FXFBS, FXLRS, FXLRST and FLSB). Also fits '88-'13 XL (except XL1200CX, XL1200X, XL883N) '95-'05 FXD, '93-'05 FXDL, '16-later FXDLS, '94-'05 FXDS-CONV, '90-'17 FLS, FLSS, FLSTF, FLSTFB, FLSTFBS and FLSTN, and '86-'17 FLSTC models.

45800117 Gloss Black.

C. DEFIANCE COLLECTION UPPER FORK STEM COVERS

Sold in pairs.

Fits '06-'17 Dyna models and '18-later Softail models (except FXDRS, FXFB, FXFBS, FXLRS, FXLRST and FLSB). Also Fits '88-'13 XL (except XL1200CX, XL1200X, XL883N) '95-'05 FXD, '93-'05 FXDL, '16-later FXDLS, '94-'05 FXDS-CONV and '90-'17 FLS, FLSS, FLSTF, FLSTFB, FLSTFBS and FLSTN and '86-'17 FLSTC models.

45500515 Gloss Black.

D. BRAKE BLEEDER AND BANJO BOLT COVERS

Brake Bleeder Screw Cover

This cover adds chrome to the unfinished bleeder valve on all stock H-D® calipers. Package of two.

43834-98

Fits '84-later stock calipers (except XG and XR models).

E. FORK AXLE RETAINER NUT KIT – CHROME

It's the details that count. Complete the chrome transformation by adding this finishing touch to your chrome fork sliders. This Axle Retainer Nut Kit includes the stylish chrome-plated nuts and chrome lockwashers necessary to replace the stock hardware.

45813-03

Fits '91-'05 FXDWG, '86-'07 FLST, FLSTC, FLSTF and FLSTN, '91-'07 FXST and FXSTB, and '84-'13 Touring and Trike models.

F. BRAKE CALIPER INSERTS

Easy-to-install inserts add a finishing touch to the front and rear brake calipers. Select a style that follows your custom direction. Self-adhesive backing.

Fits '00-later front and rear brake calipers on all models (except Springer front, '06-later VRSC™, '15-later XG, '04-'22 XL, '18-later Softail rear caliper, and '08-later Touring and Trike).

44477-99 Classic Chrome.

44476-99 Harley-Davidson Script.

G. BRAKE CALIPER KIT – RED

Dress your bike in the latest high-performance look. Brilliant red calipers make a powerful visual statement and set your bike apart from the ordinary. Manufactured from Original Equipment components for proven performance, these calipers will add a stylish touch to the stock bike or add the perfect finish to a complete custom equipped with chrome or blacked-out wheels, rotors and fork sliders.

41300152 Front – Single Disc.

Fits '15-later Softail® models (except FXLRS, FXDRS, FXFB, FXFBS, FXSE). Kit includes brake pads.

H. BRAKE CALIPER KIT – CHROME

Add the shine of chrome to your front end with this highly polished Chrome Front Brake Caliper Kit. Manufactured from Original Equipment components for proven performance, these calipers are a great addition to the stock front end or add the finishing touch to a complete custom with chrome wheels, rotors and chrome fork sliders.

41300148 Front – Single Disc.

Fits '15-later Softail models (except FXDRS, FXFB, FXFBS, FXSE). Kit includes brake pads.

44395-00A Front – Single Disc.

Fits '00-'03 XL, '00-'07 Dyna and '00-'07 Softail models (except Springer™) equipped with single disc front brakes. Brake pads sold separately.

SOFTAIL

136 CRUISER

Chassis Trim – Rear End

A. CONTOURED FRAME INSERTS

These Contoured Frame Inserts are shaped to fill the frame recesses that surround the swingarm pivot bolt. Adhesive backed for easy installation.

48211-08 Chrome.
Fits '08-'17 Softail® models (except FXCW, FXCWC, FXSB and FXSBSE).

B. SOFTAIL® FRAME TRIM SET

These easy-to-install chrome-plated trim plates fit into the recesses at the rear of the Softail frame and add a bright finishing touch. To complete the look, add a set of chrome Swingarm Pivot Bolt Covers (sold separately).

47300-88T
Fits '84-'17 Softail models (except '00-'17 FLSTF, FLSTFB, FLSTFBS, FLSTN, FLSTSB and FXSTD models equipped with shotgun exhaust).

C. SOFTAIL FRAME INSERT AND PIVOT BOLT KIT

Chrome rear frame inserts get you going on the road toward the perfect Softail. Kit includes Swingarm Pivot Bolt Covers and Frame Inserts. Easy installation kit.

48452-00
Fits '00-'07 FLSTF, FLSTN and FXSTD models. Does not fit FXSTDSE.

D. SWINGARM PIVOT BOLT COVERS – WILLIE G SKULL COLLECTION

The menacing raised skull with black-filled eyes leaps from a field of chrome. The surrounding Harley-Davidson Motorcycles script is the perfect finishing touch. This easy-to-install kit includes left and right pivot bolt covers and necessary mounting hardware.

43235-08
Fits '00-'07 Softail models (except FLSTF, FXSTD and models with Passenger Footboard Kit).

E. SWINGARM PIVOT BOLT COVERS – HARLEY-DAVIDSON MOTOR CO. LOGO

Die-cast, chrome-plated with black Harley-Davidson Motor Co. logo. Includes set screws and Allen wrench for easy installation (sold in pairs).

47630-09
Fits '08-'17 Softail models (except FXCW, FXCWC, FXSB, FXSBSE, FXSE and FXST-Aus).


F. UPPER BELT GUARD – CHROME

Hand-polished and chrome-plated to replace your factory-equipped painted upper belt guard.

60867-08
Fits '07-'17 FLS, FLSS, FLSTFB, FLSTFBS, FLSTSB, FLSTSC, FXCW, FXS, FXSB, FXSE, FXST and FXSTB models. Stock on many '07-'17 Softail® models.



A. CONTOURED FRAME INSERTS




B. SOFTAIL FRAME TRIM SET



C. SOFTAIL FRAME INSERT AND PIVOT BOLT KIT



D. SWINGARM PIVOT BOLT COVERS – WILLIE G SKULL COLLECTION



E. SWINGARM PIVOT BOLT COVERS – HARLEY-DAVIDSON MOTOR CO. LOGO



F. UPPER BELT GUARD – CHROME



G. LOWER BELT GUARD – CHROME (60654-07A SHOWN)



G. LOWER BELT GUARD – GLOSS BLACK (57100179 SHOWN)



H. REAR AXLE NUT COVERS – CHROME (44256-01 SHOWN)




H. REAR AXLE NUT COVERS – GLOSS BLACK (43422-09 SHOWN)



H. REAR AXLE NUT COVERS – GLOSS BLACK (43000052 SHOWN)



I. REAR AXLE NUT COVERS – WILLIE G SKULL



J. REAR AXLE NUT COVERS – H-D MOTOR CO. LOGO, CHROME



K. REAR AXLE NUT COVERS – H-D MOTOR CO. LOGO, GLOSS BLACK

CRUISER 137

Chassis Trim – Rear End

G. LOWER BELT GUARD

This handsome formed steel guard replaces the Original Equipment plastic debris deflector, providing a rich smooth surface that complements the swingarm and frame. Available in chrome or gloss black finish, this complete kit includes all required mounting hardware.

Fits '07-'17 FLS, FLSS, FLSTC, FLSTN, FLSTNSE, FXS, FXSB, FXSBSE, FXSE and FXSTD models.

60654-07A Chrome.

57100179 Gloss Black.

Fits '07-'17 FLSTF, FLSTFB, FLSTFBS, FLSTSB, FXST, FXSTB and FXSTC, '14-'15 FLSTNSE, '10-'12 FLSTSE, '16-'17 FXSE and '07-'08 FXSTSE. Chrome version stock on '14-'15 FLSTNSE, '10-'12 FLSTSE and '07-'08 FXSTSE models.

60655-07A Chrome.

REAR AXLE NUT COVERS

Cover your rear axle nut in the most traditional way. These Rear Axle Cover Kits complement the matching Front Axle Nut covers. Easy to install, these cover kits include necessary mounting hardware. Sold in pairs.

H. REAR AXLE NUT COVERS

Fits '08-'17 Dyna® and '08-later Softail® models (except FXCW, FXCWC, FXSB, FXSBSE, FXSE, FXST-Aus, and '18-later FLFB, FLFBS, FLFB, FXBR, FXBRS and FXDRS).

41705-09 Chrome – Die-cast.

43422-09 Gloss Black – Billet.

Fits '09-'11 FXCW and FXCWC, '13-'17 FXSB and FXSBSE, and '16-'17 FXSE models.

43000051 Chrome – Billet.

43000052 Gloss Black – Billet.

I. REAR AXLE NUT COVERS – WILLIE G SKULL

41706-09A
Fits '08-'17 Dyna and '08-later Softail models (except FXCW, FXCWC, FXSB, FXSBSE, FXSE, FXST-Aus, and '18-later FLFB, FLFBS, FLFB, FXBR, FXBRS and FXDRS).

43221-08
Fits '00-'07 later Softail models.

J. REAR AXLE NUT COVERS – H-D MOTOR CO. LOGO, CHROME

41704-09
Fits '08-'17 Dyna and '08-later Softail models (except FXCW, FXCWC, FXSB, FXSBSE, FXSE, FXST-Aus, and '18-later FLFB, FLFBS, FLFB, FXBR, FXBRS and FXDRS).

K. REAR AXLE NUT COVERS – H-D MOTOR CO. LOGO, GLOSS BLACK

Cover the axle in style. Drenched in gloss black and trimmed with deep cut, silver-filled Harley-Davidson Motor Co. lettering, these Axle Nut Covers are an aggressive twist on a classic style. The covers look great with Original Equipment satin-finish fork sliders or are the perfect finishing touch to complete a blacked-out front or rear end. These easy-to-install kits include all necessary mounting hardware. Sold in pairs.

43000178
Fits '08-'17 Dyna and '08-later Softail models (except FXCW, FXCWC, FXSB, FXSBSE, FXSE, FXST-Aus, and '18-later FLFB, FLFBS, FLFB, FXBR, FXBRS and FXDRS).

SOFTAIL

138 CRUISER

Chassis Trim – Rear End

A. BAR & SHIELD LOGO COIL COVER

Featuring a radical open-face design with a Bar & Shield logo silhouette, this chrome coil cover matches chrome Voltage Regulator Covers P/N 74597-01, for an integrated custom look. Includes all mounting hardware.

74616-04

Fits '04-'17 EFI Dyna® and '01-'17 EFI equipped Softail® models (except FXCW, FXCWC, FXS, FXSB, FXSBSE, FXSE, and FXST-Aus).

B. VOLTAGE REGULATOR – CHROME

Original Equipment voltage regulators with a sparkling triple-plated chrome finish. Hand-buffed, then copper-, nickel- and chrome-plated, these brilliant chrome-plated regulators are the perfect highlight for any Harley-Davidson® motorcycle.

74567-11

Fits '11-'17 Softail® models.

C. VOLTAGE REGULATOR COVER – CHROME

With a look that creates its own electricity, this chrome-plated cover features an embossed Bar & Shield logo and an open-center grill that allows air to flow right through for regulator cooling. Designed for easy installation. Chrome mounting hardware included.

74597-01

Fits '01-'17 Softail models (except FXSE). Will fit models equipped with Bullet Front Spoiler P/N 57039-XX. Will not fit with other Softail front spoilers.



A. BAR & SHIELD LOGO COIL COVER



B. VOLTAGE REGULATOR – CHROME



C. VOLTAGE REGULATOR COVER – CHROME



D. FRONT FENDER TRIM



E. BAR & SHIELD LOGO FRONT FENDER SPEAR (LARGE SHOWN)



F. WILLIE G SKULL FENDER SKIRT



G. BAR & SHIELD LOGO FENDER TIP LENS KIT



H. EAGLE WING FENDER TRIM FOR FAT BOY MODELS

CRUISER 139

Chassis Trim

D. FRONT FENDER TRIM

Add a sweeping dash of chrome to the front fender. Chrome-plated tapered spear features a stepped design that accentuates the flowing fender lines. Self-adhesive backing simplifies installation.

14100618

Fits '12-'16 FLD, '86-'17 FL Softail® (except FLSTSB), '18-later FLDE, FLHC, FLHCS, '24-later FLI and '84-later Touring (except '23-later FLHXSE, FLTRXSE, '24-later FLHX, FLTRX, FLTRXSTSE and '25-later FLHXU) and Trike models.

E. BAR & SHIELD LOGO FRONT FENDER SPEAR

This chrome-plated trim spear adds a sweeping dash of chrome to the front fender. Featuring a raised Bar & Shield logo set against a textured black field, this self-adhesive medallion is easy to install.

91195-04

Large. Fits '12-'16 FLD, '86-'17 FL Softail® (except FLSTSB), '18-later FLDE, FLHC, FLHCS, '24-later FLI and '84-later Touring (except '23-later FLHXSE, FLTRXSE, '24-later FLHX, FLTRX, FLTRXSTSE and '25-later FLHXU) and Trike models.

F. WILLIE G SKULL FENDER SKIRT

This decorative chrome-plated fender skirt is a direct replacement for stock fender skirt. Features a three-dimensional sculptured concho with skull design set off with black accents. Mounting hardware included.

59582-02A

Fits '06 FLST, '86-'08 FLSTC, '93-'96 FLSTN, '80-'13 Touring and '09-'13 Trike models equipped with Original Equipment fender skirt.

G. BAR & SHIELD LOGO FENDER TIP LENS KIT

Chrome-plated polycarbonate construction features translucent Bar & Shield emblems. The kit includes front and rear lenses. Front lens features an amber Bar & Shield logo, rear lens features a red Bar & Shield logo. Quick and easy installation.

59081-96

Front and Rear. Fits '86-'17 FLSTC, '93-'96 FLSTN and '80-'08 FLHR, FLHS, FLHT and FLT models. (Does not fit Springer™, FLHRS or FLTR.)

H. EAGLE WING FENDER TRIM FOR FAT BOY® MODELS

Classic Eagle Wing logo in gold & chrome with black accent. Matches Eagle Wing headlamp, tail lamp and turn signal visors.

Fits '90-'06 FLSTF models.

59369-97

Rear, Gold & Chrome.

***WARNING:** Fender rails are decorative items only. Do not strap anything to the rails. Adding weight to the front fender could adversely affect vehicle handling, causing loss of control and death or serious injury.

SOFTAIL

TOURING



STEAMIN' EAGLE
Scream in' Eagle

ÖHLINS

ROAD GLIDE® LIMITED PACKAGE – BLACK

Kickstart your customization journey and make it as seamless as possible with the Road Glide® Limited Package from H-D® Genuine Parts & Accessories. Head for the horizon with everything you need to convert a Road Glide® model into a capable cross-country touring bike and the ability to quickly add luggage capacity and more.

- Includes: Gloss Black H-D® Detachables™ Two-Up Tour-Pak® luggage system Mounting Rack, Gloss Black 4-Point Docking Hardware Kit, Gloss Black Streamliner Passenger Footboard and Mount Kit, Gloss Black Heel Shifter, Gloss Black Engine Guards for Fairing Lower, Road Glide® Fairing Supports, and Heated Rubber Hand Grips
- Requires separate purchase of color-matched Tour-Pak® luggage system, lock and backrest pad and color-matched Fairing Lower
- Available exclusively in Dealerships - See your Dealer for details
- Package may include additional components not pictured

50700145

Fits '23-later FLTRXSE and '24-later FLTRX models. Models sold with solo seats will require the separate purchase of additional hardware. All models require the separate purchase of color-matched Tour-Pak and Fairing Lower. Installation on some '24 Street Glide® and Road Glide® models may require a Digital Technician update by a Harley-Davidson dealer. See your local dealer for details. Not compatible with Boom!™ Audio Stage II Tour-Pak® Speaker Kits. Not compatible with Heavy Breather Air Cleaners.



ROAD GLIDE® LIMITED PACKAGE – CHROME

Kickstart your customization journey and make it as seamless as possible with the Road Glide® Limited Package from H-D® Genuine Parts & Accessories. Head for the horizon with everything you need to convert a Road Glide® model into a capable cross-country touring bike and the ability to quickly add luggage capacity and more.

- Includes: Chrome H-D® Detachables™ Two-Up Tour-Pak® luggage system Mounting Rack, Chrome 4-Point Docking Hardware Kit, Chrome Streamliner Passenger Footboard and Mount Kit, Chrome Heel Shifter, Polished Engine Guards for Fairing Lower, Road Glide Fairing Supports, and Heated Rubber Hand Grips
- Requires separate purchase of color-matched Tour-Pak® luggage system, lock and backrest pad and color-matched Fairing Lower
- Available exclusively in Dealerships - See your Dealer for details
- Package may include additional components not pictured

50700144

Fits '23-later FLTRXSE and '24-later FLTRX models. Models sold with solo seats will require the separate purchase of additional hardware. All models require the separate purchase of color-matched Tour-Pak and Fairing Lower. Installation on some '24 Street Glide® and Road Glide® models may require a Digital Technician update by a Harley-Davidson dealer. See your local dealer for details. Not compatible with Boom!™ Audio Stage II Tour-Pak® Speaker Kits. Not compatible with Heavy Breather Air Cleaners.



Tour-Pak Mounting Rack



4-Point Docking Hardware Kit Black



Heel Shifter



Footboard and Mount Kit



Engine Guard for Fairing Lower



Road Glide Fairing Support Kit



Tour-Pak Mounting Rack



4-Point Docking Hardware Kit Black



Heel Shifter



Footboard and Mount Kit



Engine Guard for Fairing Lower



Road Glide Fairing Support Kit

Some Kit items not shown. Kit may include additional components required for complete installation.

Notice: Some Kit items not shown. Kit may include additional components required for complete installation.

LONG-HAUL ACCESSORY PACKAGE

Kickstart your customization journey and make it as seamless as possible with the Long-Haul Custom Package from H-D® Genuine Parts & Accessories. Head for the horizon, with everything you need to convert a Street Glide® or Road Glide® model into a cross-country touring bike, with a comfort seat and the ability to quickly add luggage capacity and more.

Includes: H-D® Detachables™ Two-Up Tour-Pak® Mounting Rack, 4-Point Docking Hardware Kit, Sundowner™ Seat, Mid-Frame Air Deflectors, Heel Shifter, Streamliner Passenger Footboard and Mount Kit and Vehicle Hold Control Side Stand Sensor. Requires separate purchase of color-matched Tour-Pak® luggage system, lock and backrest pad .

Available exclusively in Dealerships – See your Dealer for details.

50700117A – Black.

50700116A – Chrome.

Fits '24-later FLHX and FLTRX models. Requires separate purchase of color-matched King or Chopped Tour-Pak, Backrest Pad, and Lock Kit.



Mid-Frame Air Deflectors Tour-Pak Mounting Rack



Sundowner Seat Heel Shifter



Notice: Shown with Color-Matched Tour-Pak and Backrest Pad (sold separately). Some Kit items not shown. Kit may include additional components required for complete installation.

SPECIAL ACCESSORY PACKAGE

Kickstart your customization journey and make it as seamless as possible with the Special Accessory Package from H D® Genuine Parts & Accessories. The perfect balance of bagger performance and style for the rider who wants a little extra of both.

Includes: Screamin' Eagle® Pro Street Tuner – Generation II, Screamin' Eagle® Extreme Wedge Air Cleaner, Low-Profile Solo Touring Seat and Pillion, Adversary Collection: Heated Hand Grips, Rider Footboards, Footpegs, Brake Pedal Pad, Shifter Peg and Derby Cover.

Available exclusively in Dealerships – See your Dealer for details.

50700153 – Chrome.

50700128 – Black.

Fits '23-later FLHXSE, FLTRXSE, '24-later FLHX and FLTRX, and '25-later FLHXU models. Does not fit California models. All models require ECM calibration with Screamin' Eagle Pro Street Tuner for proper installation. Installation on some '24 Street Glide® and Road Glide® models may require a Digital Technician update by a Harley-Davidson dealer. See your local dealer for details.



Low-Profile Touring Seat Screamin' Eagle Extreme Wedge Air Cleaner Pro Street Tuner



Adversary Footboards Adversary Passenger Footpegs Adversary Heated Grips



Notice: Some Kit items not shown: Kit may include additional components required for complete installation.



Mid-Frame Air Deflectors Tour-Pak Mounting Rack 4-Point Docking Hardware



Sundowner Seat Heel Shifter

Notice: Shown with Color-Matched Tour-Pak (sold separately). Some Kit items not shown. Kit may include additional components required for complete installation.



Low-Profile Touring Seat Screamin' Eagle Extreme Wedge Air Cleaner Pro Street Tuner



Adversary Footboards Adversary Passenger Footpegs Adversary Heated Hand Grips

Notice: Some Kit items not shown: Kit may include additional components required for complete installation.



ST ACCESSORY PACKAGE


Kickstart your customization journey and make it as seamless as possible with the ST Custom Package from H-D® Genuine Parts & Accessories. The perfect balance of bagger performance and style for the rider who wants a little extra of both.

Includes: Screamin' Eagle® Pro Street Tuner – Generation II, Black Heavy Breather Extreme Air Cleaner, Switchback Touring Seat – Red Stitch, Black Switchback Collection: Mini Footboard, Hand Grips, Footpegs, Large Brake Pedal Pad, Shifter Peg, and Derby Cover.

Available exclusively in Dealerships – See your Dealer for details.

50700119

Fits '24-later FLHX and FLTRX models. Does not fit California models.



Black Heavy Breather Extreme Air Cleaner

Pro Street Tuner

Switchback Touring Seat

Switchback Collection Mini Footboards

Switchback Collection Handgrips

Switchback Collection Footpegs

Switchback Collection Derby Cover

Some Kit items not shown. Kit may include additional components required for complete installation.

DAY-TRIPPER ACCESSORY PACKAGE

Ideal for the weekend tour or the weekday commute. This Day-Tripper Package includes functional accessories for select Touring models from H-D® Genuine Parts & Accessories selected to offer quick-change versatility.

Includes: H-D® Detachables™ Sissy Bar Upright, Compact Leather Passenger Backrest Pad, 4-Point Docking Hardware Kit, Heel Shifter, Mid-Frame Air Deflector. Package may include additional components not pictured

Available exclusively in Dealerships – See your Dealer for details.

50700115 – Black.

50700114 – Chrome.

Fits '24-later FLHX and FLTRX models.



Mid-Frame Air Deflectors Nylon Black

Sissy Bar Upright-Black



Compact Backrest (Passenger)

4-Point Docking Hardware Kit Black

Heel Shifter Black

Notice: Some Kit items not shown. Kit may include additional components required for complete installation.



Mid-Frame Air Deflectors Nylon Black

Sissy Bar Upright-Chrome



Compact Backrest (Passenger)

4-Point Docking Hardware Kit Chrome

Heel Shifter Chrome



Notice: Some Kit items not shown. Kit may include additional components required for complete installation.

148 TOURING

Packages

A. HARLEY-DAVIDSON® AUDIO POWERED BY ROCKFORD FOSGATE® STAGE II 4-SPEAKER KIT – STREET GLIDE® MODEL

Step up to the ultimate motorcycle audio experience. Harley-Davidson® Audio powered by Rockford Fosgate® Stage II speakers deliver ultra clear highs, super clean mids, and ground thumping bass. This complete 4-speaker system is conveniently packaged and ready for installation.

Includes: Harley Davidson® Audio powered by Rockford Fosgate® Stage II Fairing Speakers and 5x7" Stage II Saddlebag Speakers, Harley Davidson® Audio powered by Rockford Fosgate® 500 watt Primary Amplifier and Saddlebag Speaker Installation Kit and all required installation hardware

H-D Audio powered by Rockford Fosgate products are garage-ready in most cases. Following installation, simply configure your new system using the Skyline™ OS touchscreen prompts.

Purpose-built for the harsh motorcycle environment to stand up to water, dirt, UV, and motorcycle vibration, to help ensure that your audio system will stand the test of time

50700120

Fits '24-later FLHX models. Requires separate purchase of Color-Matched Saddlebag Speaker Lids.

B. HARLEY-DAVIDSON® AUDIO POWERED BY ROCKFORD FOSGATE® STAGE III 4-SPEAKER KIT – STREET GLIDE® MODEL

Take your audio experience to the absolute limit. Harley Davidson® Audio powered by Rockford Fosgate® Stage III saddlebag speakers are the largest and most powerful saddlebag speakers ever offered by Harley-Davidson. Paired with 6.5" Stage III fairing speakers this system delivers incredible volume with ultra clear highs, super clean mids, and ground thumping bass. This complete 4-speaker system is conveniently packaged and ready for installation.

Includes: H-D® Audio powered by Rockford Fosgate® 6.5" Stage III Fairing Speakers and 6x9" Stage III Saddlebag Speakers, H-D® Audio powered by Rockford Fosgate® 500 watt Primary Amplifier and Saddlebag Speaker Installation Kit and all installation hardware

Includes Performance Red Stage III trim rings and grille inserts

H-D® Audio powered by Rockford Fosgate® products are garage-ready in most cases. Following installation, simply configure your new system using the Skyline™ OS touchscreen prompts

Element Ready™ design is purpose-built for the harsh motorcycle environment to stand up to water, dirt, UV, and motorcycle vibration, to help ensure that your audio system will stand the test of time.

50700149

Fits '24-later FLHX, '23-later FLHXSE and '25-later FLHXU models. Separate purchase of color-matched Saddlebag Speaker Lids is required.

For Color-Matched Saddlebag Speaker Lids, please see page 591.



A. HARLEY-DAVIDSON® AUDIO POWERED BY ROCKFORD FOSGATE® STAGE II 4-SPEAKER KIT



B. HARLEY-DAVIDSON® AUDIO POWERED BY ROCKFORD FOSGATE® STAGE III 4-SPEAKER KIT

TOURING 149

Packages

C. HARLEY-DAVIDSON® AUDIO POWERED BY ROCKFORD FOSGATE® STAGE II 4-SPEAKER KIT – ROAD GLIDE® MODEL

Step up to the ultimate motorcycle audio experience. Harley Davidson® Audio powered by Rockford Fosgate® Stage II speakers deliver ultra clear highs, super clean mids, and ground thumping bass. This complete 4-speaker system is conveniently packaged and ready for installation.

Includes: Harley Davidson® Audio powered by Rockford Fosgate® Stage II Fairing Speakers and 5x7" Stage II Saddlebag Speakers, Harley Davidson® Audio powered by Rockford Fosgate® 500 watt Primary Amplifier and Saddlebag Speaker Installation Kit and all required installation hardware

H-D Audio powered by Rockford Fosgate products are garage-ready in most cases. Following installation, simply configure your new system using the Skyline™ OS touchscreen prompts.

Purpose-built for the harsh motorcycle environment to stand up to water, dirt, UV, and motorcycle vibration, to help ensure that your audio system will stand the test of time .

50700121

Fits '24-later FLTRX models. Requires separate purchase of Color-Matched Saddlebag Speaker Lids.



C. HARLEY-DAVIDSON® AUDIO POWERED BY ROCKFORD FOSGATE® STAGE II 4-SPEAKER KIT



D. HARLEY-DAVIDSON® AUDIO POWERED BY ROCKFORD FOSGATE® STAGE III 4-SPEAKER KIT

D. HARLEY-DAVIDSON® AUDIO POWERED BY ROCKFORD FOSGATE® STAGE III 4-SPEAKER KIT – ROAD GLIDE® MODEL

Take your audio experience to the absolute limit. Harley Davidson® Audio powered by Rockford Fosgate® Stage III saddlebag speakers are the largest and most powerful saddlebag speakers ever offered by Harley-Davidson. Paired with 6.5" Stage III fairing speakers this system delivers incredible volume with ultra clear highs, super clean mids, and ground thumping bass. This complete 4-speaker system is conveniently packaged and ready for installation.

Includes: H-D® Audio powered by Rockford Fosgate® 6.5" Stage III Fairing Speakers and 6x9" Stage III Saddlebag Speakers, H-D® Audio powered by Rockford Fosgate® 500 watt Primary Amplifier and Saddlebag Speaker Installation Kit and all installation hardware

Includes Performance Red Stage III trim rings and grille inserts

H-D® Audio powered by Rockford Fosgate® products are garage-ready in most cases. Following installation, simply configure your new system using the Skyline™ OS touchscreen prompts

Element Ready™ design is purpose-built for the harsh motorcycle environment to stand up to water, dirt, UV, and motorcycle vibration, to help ensure that your audio system will stand the test of time.

50700148

Fits '24-later FLTRX, '23-later FLTRXSE and '24-later FLTRXSTSE models. Separate purchase of color-matched Saddlebag Speaker Lids is required.

For Color-Matched Saddlebag Speaker Lids, please see page 591.

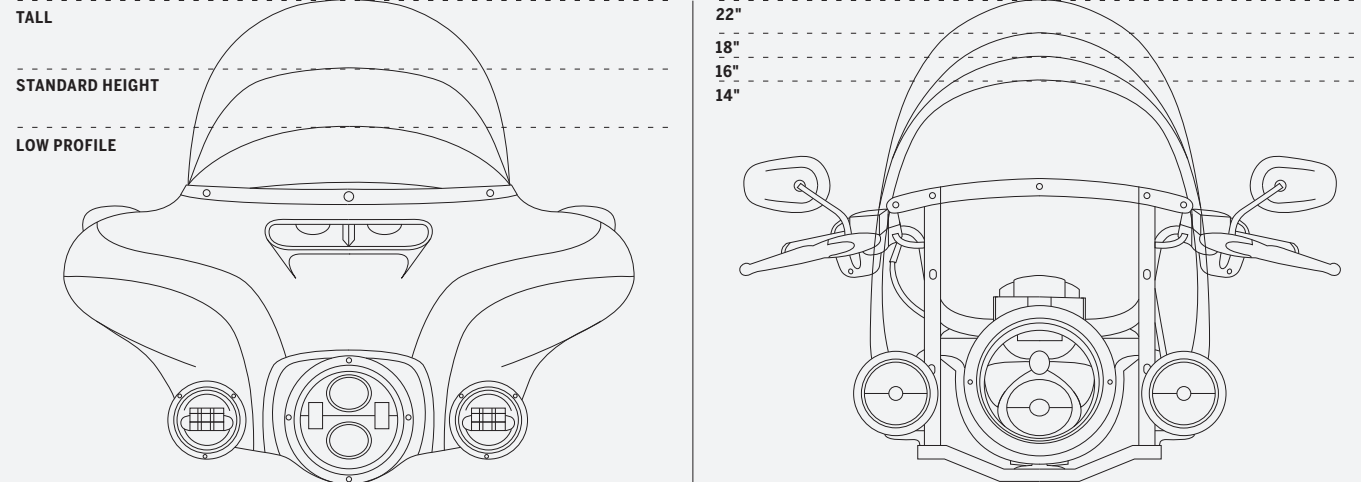
DEFY THE WIND

At highway speed, you take the wind full-force in the chest, causing fatigue in your arms, neck and shoulders.

Take the pressure off with an easy-to-install detachable windshield.

Shaped to divert air, rain and road debris around the rider, a windshield can add hours of riding comfort.

EXTENDED COVERAGE



WIND SPLITTER

Wind Splitter windshields are shaped for effective airflow management and wow styling. The sweeping design adds height over a traditional low-profile wind deflector in the center where it counts.



To avoid looking through bug spots, condensation and road grime, select a windshield that tops out just below your line of sight.



A. H-D DETACHABLES WINDSHIELD – POLISHED BRACES



A. H-D DETACHABLES WINDSHIELD – BLACK BRACES

Windshields – Road King®

A. H-D® DETACHABLES™ WINDSHIELDS – ROAD KING® MODELS

Designed to be installed or removed without tools in seconds, a detachable windshield gives you the freedom to define your ride at the drop of a hat. Ride across the country protected from the elements, then quickly remove the windshield to hit the streets in style. These one-piece windshields are formed from hard-coated polycarbonate material to resist scratching and the complete assembly features polished stainless steel brackets that mount to the Original Equipment rubber isolated docking points for ease of installation and removal. Windshields are available in a variety of heights to match your size and riding style.

Fits '94-later Road King® models. '04-'07 FLHRS and '17-later FLHRXS models require additional purchase of Mounting Hardware Kit P/N 58221-04.

57400380 20" Clear – Black.
Windshield dimensions: Overall height – 27.2"; width – 23.1".

57400381 18" Clear – Black.
Windshield dimensions: Overall height – 25.0"; width – 23.1".

57400383 16" Light Smoke – Black.
Windshield dimensions: Overall height – 23.0"; width – 23.1".

Also available:

ROAD KING WINDSHIELD DOCKING HARDWARE KIT
Kit includes the hardware required to install a H-D® Detachables™ Road King Windshield on the Road King Custom and Special models.

58221-04

Fits '04-later FLHRS and '17-later FLHRXS models..

Also available:

REPLACEMENT WINDSHIELD SCREEN

Formed of polycarbonate and available in a size that suits your riding needs. Kit includes screen, cross brace tape and instructions.

Fits '94-later Road King models (except '13-'14 FLHRSE).

58433-96 22" Clear.

58195-94 16" Light Smoke.

152 TOURING & TRIKE

Windshields — Road King®

A. WIND SPLITTER VENTED WINDSHIELD

Reduce helmet buffeting at speed. The Harley-Davidson® Detachables™ Wind Splitter Vented Windshield features an exclusive fingertip-adjustable center vent that reduces turbulence behind the windscreen. When open, the controlled airflow fills the negative pressure area behind the shield and helps to smooth the flow of air over the top of the screen and around the rider. The revised flow reduces helmet bobbing and neck fatigue so you can comfortably spend more time in the saddle. The open vent also provides cooling airflow to the rider at low speeds and in city traffic.

Engineered to provide the riding comfort of a larger windshield, this low-profile screen's contemporary contour sets it apart from the crowd. The shape keeps the windshield below your sight line so you don't look through bugs and road grime and the detachable design means you can ride without the shield when the mood strikes. The shield is formed of hard-coated polycarbonate for strength and scratch resistance and the dark-smoked finish reduces glare. The slim polished stainless steel brackets mount to the Original Equipment rubber isolated docking points for ease of installation and removal.

57400176
Fits '94-later Road King® models (except FLHRS). '17-later FLHRXS models require additional purchase of Mounting Hardware Kit P/N 58221-04. Does not fit with Mini Tach or Boom!™ Audio Cruiser Speakers Stock on '13-'14 FLHRSE. Windshield dimensions: Overall height – 22.4" height from headlamp opening –16.1", width – 20.3".



A. WIND SPLITTER VENTED WINDSHIELD

B. ROAD KING® 14" H-D® DETACHABLES™ WIND DEFLECTOR

Maintain the same low-down mini-shield styling of the Road King® Dark Smoke Wind Deflector with a little extra wind protection. This 3.0" taller oversized dark smoke screen features polished stainless steel mounting brackets to provide the same ease of installation as the stock Road King windshield.

57357-07 14" Dark Smoke.
Fits '94-later Road King models. '04-'07 FLHRS and '17-later FLHRXS models require additional purchase of Mounting Hardware Kit P/N 58221-04. Stock on '07 FLHRSE models. Windshield dimensions: Overall height – 21.0"; width – 21.4".

Also available:

ROAD KING 11" H-D DETACHABLES WIND DEFLECTOR

Keep the wind and glare out of your eyes with this Smoked Wind Deflector. This dark smoke detachable mini-shield follows the form of a traditional Harley-Davidson® Road King® windshield, but its much smaller size adds a touch of low-down attitude.

58163-02 11" Dark Smoke.
Fits '94-later Road King models. '04-'07 FLHRS and '17-later FLHRXS models require additional purchase of Mounting Hardware Kit P/N 58221-04. Stock on '08 FLHRSE models. Windshield dimensions: Overall height – 18.0"; width – 19.4".



B. ROAD KING 14" H-D DETACHABLES WIND DEFLECTOR

TOURING & TRIKE 153

Windshields — Freewheeler®

C. H-D® DETACHABLES™ WINDSHIELDS – FREEWHEELER® MODELS

Designed to be installed or removed without tools in seconds, a detachable windshield gives you the freedom to define your ride at the drop of a hat. Ride across the country protected from the elements, then quickly remove the windshield to hit the streets in style. These one-piece windshields are formed from hard-coated polycarbonate material to resist scratching and the complete assembly features polished stainless steel or Gloss Black brackets that mount to rubber isolated docking points for ease of installation and removal. Windshields are available in a variety of heights to match your size and riding style.

Fits '15-later FLRT models.

57400273A 20" Clear – Polished.
Windshield dimensions: Overall height – 25.5"; width – 22.2".

57400274 16" Light Smoke – Polished.
Windshield dimensions: Overall height – 21.5"; width – 21.4".

57400630 16" Light Smoke – Gloss Black.
Windshield dimensions: Overall height – 21.5"; width – 21.4".

57400631 20" Clear – Gloss Black.
Windshield dimensions: Overall height – 25.5"; width – 22.2".

D. FORK-MOUNT WIND DEFLECTORS – CHROME

Dress your bike for comfort and style. Wind Deflectors extend the windshield's coverage for superior protection in any weather. The scooped Deflectors are shaped to channel the airflow and direct the rush of air and turbulence around the rider. Deflectors attach to the fork brackets for a clean, integrated look and the chrome finish is the perfect complement to polished or chrome front end components. Easy-to-install kit includes all required mounting hardware.

57400146A
Fits '95-later FLHR, FLHRC and FLHRS and '14-later FLHRSE models. Also fits '06-'13 FLHT, FLHTC, '06-'23 FLHX and FLHXS, '19-later FLHT, '20-later FLHXSE, '22-later FLHXST and '19-later FLHT models. Does not fit '95-'13 models equipped with Lighted Fork Slider Kit or Custom Auxiliary Lighting Bracket Kit P/N 69227-04A or 68000043.



C. H-D DETACHABLES WINDSHIELD – FREEWHEELER MODELS



D. FORK-MOUNT WIND DEFLECTORS – CHROME

154 TOURING & TRIKE

Windshields — Street Glide®

A. WIND SPLITTER 5-IN. WINDSHIELD – DARK SMOKE

The Wind Splitter Windshield is shaped for the perfect combination of effective airflow management and wow styling. Sweeping design complements the shape of the fairing and the inner dash panel, and adds height over a traditional low-profile wind deflector in the center where it counts. Dark smoked finish looks great against any paint color. Polycarbonate material and stylish tint is protected by a scratch-resistant layer. Easy-to-install with new floating bracket design and features Harley-Davidson script for a distinctive finishing touch.

57400597

Fits '23-later FLHXSE, '24-later FLHX and '25-later FLHXU models. FLHXU models require separate purchase of Short Windshield Mounting Kit P/N 57400687.



A. WIND SPLITTER 5-IN. WINDSHIELD – DARK SMOKE

B. WIND SPLITTER 8-IN. WINDSHIELD

In the world of functional performance, size does matter. After all, it's simple to understand that the larger the windshield area, the greater the amount of wind deflection. The Wind Splitter Windshield is shaped for the perfect combination of effective airflow management and wow styling. Specifically designed for riders between 5'4" and 5'9" in height. A rider in this range will experience up to 50% reduction of visor pressure over the stock windshield. Rigorous fluid dynamic analysis and wind-tunnel testing shows significant reduction in helmet pressure and air velocity. Sweeping design complements the shape of the fairing and the inner dash panel, and adds height over a traditional low-profile wind deflector in the center where it counts. The shape decreases wind noise and improves your ability to hear the motorcycle sound system. Polycarbonate material is protected by a scratch-resistant layer. Easy-to-install with new floating bracket design and features Harley-Davidson script for a distinctive finishing touch.

Fits '23-later FLHXSE models, '24-later FLHX and '25-later FLHXU models. FLHX and FLHXSE models require separate purchase of Tall Windshield Mounting Kit P/N 57400668.

57400600 8" Clear.

57400601 8" Light Smoke.


57400688 8" Dark Smoke.



B. WIND SPLITTER 8-IN. WINDSHIELD – LIGHT SMOKE



B. WIND SPLITTER 8-IN. WINDSHIELD – CLEAR



B. WIND SPLITTER 8-IN. WINDSHIELD – DARK SMOKE

C. WIND SPLITTER 10-IN. WINDSHIELD

In the world of functional performance, size does matter. After all, it's simple to understand that the larger the windshield area, the greater the amount of wind deflection. The Wind Splitter Windshield is shaped for the perfect combination of effective airflow management and wow styling. The windshield is specifically designed for riders taller than 5'9" in height. A rider in this range will experience up to 25% reduction of visor pressure over the stock windshield. Rigorous fluid dynamic analysis and wind-tunnel testing shows significant reduction in helmet pressure and air velocity. The sweeping design complements the shape of the fairing and the inner dash panel, and adds height over a traditional low-profile wind deflector in the center where it counts. The shape decreases wind noise and improves your ability to hear the motorcycle sound system. Polycarbonate material is protected by a scratch-resistant layer. Easy-to-install with new floating bracket design and features Harley-Davidson script for a distinctive finishing touch.

Fits '23-later FLHXSE, '24-later FLHX and '25-later FLHXU models. FLHX and FLHXSE models require separate purchase of Tall Windshield Mounting Kit P/N 57400668.

57400602 8" Clear.

57400603 8" Light Smoke.



C. WIND SPLITTER 10-IN. WINDSHIELD – CLEAR



C. WIND SPLITTER 10-IN. WINDSHIELD – LIGHT SMOKE

D. TALL WINDSHIELD MOUNTING KIT

Required for installation of 8-inch and 10-inch windshields on some models.

57400668

Fits '23-later FLHXSE and '24-later FLHX models.



D. TALL WINDSHIELD MOUNTING KIT

E. SHORT WINDSHIELD MOUNTING KIT

Required for installation of 5 inch windshields on some models.

57400687

Fits '25-later FLXHU models.



E. SHORT WINDSHIELD MOUNTING KIT

TOURING & TRIKE 155

Windshields — Electra Glide®

F. WIND SPLITTER WINDSHIELD – BATWING FAIRING

In the world of functional performance, size does matter. After all, it's simple to understand that the larger the windshield area, the greater the amount of wind deflection. The Wind Splitter Windshield is a great look for all Touring models and is shaped for the perfect combination of effective airflow management and "wow" styling. The sweeping design complements the shape of the fairing and the inner dash panel and adds height over a traditional low-profile wind deflector in the center where it counts. The shape decreases wind noise and improves your ability to hear the motorcycle's sound system. The rich smoked finish does not interfere with your forward view and looks great against any paint color. The easy-to-install Wind Splitter features a center-mount Bar & Shield medallion for a distinctive finishing touch.

Fits '14-'24 Electra Glide®, Street Glide®, Ultra Limited® and '14-later Tri Glide® models (except '23-'24 FLHXSE and '24 FLHX). Does not fit with windshield bags or pouches.

57400204 4.5" Dark Smoke.
Does not fit with Windshield Bags or Pouches.

57400205 7" Dark Smoke.
Does not fit with Windshield Bags or Pouches.

57400206 10" Light Smoke.

Fits '96-'13 Electra Glide®, Street Glide® and Trike models. Does not fit with fairing mounted zūmo® GPS Navigator, Windshield Bags or Pouches.

57400091 4.5" Dark Smoke.

57164-10 7" Dark Smoke.

57400092 10" Light Smoke.



4.5" DARK SMOKE



7" DARK SMOKE



10" LIGHT SMOKE



F. WIND SPLITTER WINDSHIELD – BATWING FAIRING – 4.5" DARK SMOKE SHOWN



F. WIND SPLITTER WINDSHIELD – BATWING FAIRING – 7" DARK SMOKE SHOWN



F. WIND SPLITTER WINDSHIELD – BATWING FAIRING – 10" LIGHT SMOKE SHOWN

156 TOURING & TRIKE

Windshields — Electra Glide®

A. BATWING FAIRING WINDSHIELDS

Tailor your bike to your size and riding style. For the best compromise between adequate protection from the elements and a clear view of the road ahead, select a windshield that tops out just below eye level. This reduces helmet buffeting while allowing a view unobstructed by dirt, bugs and rain drops. Harley-Davidson® windshields are formed of hard-coated polycarbonate for strength and scratch resistance and are available in a variety of heights and tints to suit your riding needs.

Fits '14-'24 Electra Glide®, Street Glide® (except '23-later FLHXSE and '24-later FLHX), Ultra Limited™ and '14-later Tri Glide™ models.

57400224	15" Clear.
57400228	12" Clear.
57400226	12" Light Smoke.
57400227	10" Clear.
57400225	10" Light Smoke.

Fits '96-'13 Electra Glide, Street Glide and Trike models.

58314-97	15" Clear.
58187-96	12" Clear.



A. BATWING FAIRING WINDSHIELD – 15"



B. BATWING FAIRING WIND DEFLECTOR – MEDIUM PROFILE



A. BATWING FAIRING WINDSHIELD – 12"



C. BATWING FAIRING WIND DEFLECTOR – LOW PROFILE



A. BATWING FAIRING WINDSHIELD – 10"



D. 7" WIND SPLITTER ST WINDSHIELD - BATWING FAIRING

TOURING & TRIKE 157

Windshields — Electra Glide®

B. BATWING FAIRING WIND DEFLECTOR – MEDIUM PROFILE

Style meets function. This 7.0" tall Wind Deflector splits the difference between the wind deflector and a low windshield, offering sport styling with a little greater wind protection. Harley-Davidson® windshields are formed of hard-coated polycarbonate for strength and scratch resistance and the dark smoke tint complements any paint color.

57400229 7" Dark Smoke.
Fits '14-'24 Electra Glide®, Street Glide® (except '23-later FLHXSE and '24-later FLHX), Ultra Limited® and '14-later Tri Glide® models.

C. BATWING FAIRING WIND DEFLECTOR – LOW PROFILE

Maintain your forward view with this low-profile wind deflector. The shield adds a radical shape to the traditional Batwing fairing and the dark smoke tint complements any paint color. Harley-Davidson windshields are formed of hard-coated polycarbonate for strength and scratch resistance.

57400243 5" Dark Smoke.
Fits '14-'24 Electra Glide®, Street Glide® (except '23-later FLHXSE and '24-later FLHX), Ultra Limited® and '14-later Tri Glide® models. Stock on '14 FLHX models.

58207-04 4" Dark Smoke.
Fits '96-'13 Electra Glide, Street Glide and Trike models. Stock on '04 FLHTCSE models.

D. 7" WIND SPLITTER ST WINDSHIELD – BATWING FAIRING

Combine functional performance and custom style with this gold-tone Wind Splitter Windshield. This Wind Splitter windshield is a great look for all Street Glide® models and is shaped for the perfect combination of effective airflow management and wow styling. Sweeping design complements the shape of the fairing and the inner dash panel, and adds height over a traditional low-profile wind deflector in the center where it counts. Shape decreases wind noise and improves your ability to hear the motorcycles sound system. Easy-to-install and features a center-mount Bar & Shield logo for a distinctive finishing touch.

57400528
Fits '14-'24 Electra Glide®, Street Glide®, Ultra Limited® and '14-later Tri Glide® models (except '23-'24 FLHXSE and '24 FLHX). Does not fit with windshield bags or pouches.

158 TOURING & TRIKE

Windshields — Air Deflectors

A. ADJUSTABLE AIR DEFLECTORS

The Adjustable Air Deflectors feature an infinitely adjustable friction pivot that holds the wing in position to direct the air where you need it. Close the vent to direct airflow around the fairing or open the vent to maximize airflow on hot days. Available in dark or light smoke finish, the translucent deflectors are easy to install with the included mounting hardware.

57000529 Dark Smoke.

Fits '14-later Electra Glide®, Street Glide® and Tri Glide® models (except '24 FLHX, '23-later FLHXSE and '25-later FLHXU).

58156-08A Dark Smoke.

Fits '08-'13 Electra Glide, Street Glide and Trike models.

B. FAIRING AIR DEFLECTORS

Designed to deflect air away from the rider's elbows and upper torso, these easy-to-install Air Deflectors reduce the draft behind the fairing. Fixed-position deflectors are available in your choice of black or smoked finish to match your styling direction.

Fits '96-'13 Electra Glide, Street Glide and Trike models.

58120-96A Light Smoke.



A. ADJUSTABLE AIR DEFLECTORS



B. FAIRING AIR DEFLECTORS



C. CHROME WINDSHIELD TRIM – GROOVED



D. EDGE CUT WINDSHIELD TRIM



E. BAR & SHIELD WINDSHIELD TRIM



F. WINDSHIELD TRIM – GLOSS BLACK



G. WINDSHIELD TRIM – CHROME

TOURING & TRIKE 159

Fairing Trim

C. CHROME WINDSHIELD TRIM – GROOVED

Custom polished and chrome-plated billet windshield trim accents the outer fairing and dresses your bike in style. The grooved design grabs your eye and adds character to the base of the windshield. Easy to install, the kit includes stainless steel mounting hardware.

61400224

Fits '14-later Electra Glide®, Street Glide®, Ultra Limited® and Tri Glide® (except '23-later FLHXSE and '24-later FLHX) models.

D. EDGE CUT WINDSHIELD TRIM

Live your life on the edge. Custom windshield trim features a crisp anodized finish that is machined to expose the highlights of raw aluminum. The contrasting cut back look makes a powerful visual statement and works great with both traditional and contemporary customizing styles. Easy to install, the kit includes stainless steel mounting hardware.

61300358

Fits '14-later Electra Glide®, Street Glide®, Ultra Limited® and Tri Glide® (except '23-later FLHXSE and '24-later FLHX) models.

E. BAR & SHIELD WINDSHIELD TRIM

This highly polished stainless steel windshield trim is accented by four slots that allow the color of the outer fairing to show through. This unique trim piece is highlighted with Bar & Shield logo machined into the surface. Kit includes stainless steel mounting hardware.

61300275

Fits '14-later Electra Glide®, Street Glide®, Ultra Limited® and Tri Glide® (except '23-later FLHXSE and '24-later FLHX) models.

59133-99

Fits '96-'13 Electra Glide, Street Glide and Trike models.

F. WINDSHIELD TRIM – GLOSS BLACK

Complete the blacked-out look. This easy to install windshield molding accents the outer fairing on batwing fairing equipped models, and simplifies the transition between the fairing and the base of the windshield. Kit includes one-piece trim and required mounting hardware.

61400325

Fits '14-later Electra Glide®, Street Glide®, Ultra Limited® and Tri Glide® (except '23-later FLHXSE and '24-later FLHX) models.

G. WINDSHIELD TRIM – CHROME

Chrome Windshield Molding accents the outer fairing on Electra Glide models. Easily installed, including all necessary hardware and instructions.

61300310

Fits '14-later Electra Glide®, Street Glide®, Ultra Limited® and Tri Glide® (except '23-later FLHXSE and '24-later FLHX) models.

160 TOURING & TRIKE

Windshields — Road Glide®

A. WIND SPLITTER 5" WINDSHIELD – DARK SMOKE

The Wind Splitter Windshield is shaped for the perfect combination of effective airflow management and wow styling. Sweeping design complements the shape of the fairing and the inner dash panel, and adds height over a traditional low-profile wind deflector in the center where it counts. Dark smoked finish looks great against any paint color. Polycarbonate material and stylish tint is protected by a scratch-resistant layer. Easy-to-install with new floating bracket design and features Harley-Davidson script for a distinctive finishing touch.

57400617
Fits '23-later FLHXSE and '24-later FLTRX and FLTRXSTS models.



A. WIND SPLITTER 5-IN. WINDSHIELD – DARK SMOKE

B. WIND SPLITTER 10" WINDSHIELD

In the world of functional performance, size does matter. After all, it's simple to understand that the larger the windshield area, the greater the amount of wind deflection. The Wind Splitter Windshield is shaped for the perfect combination of effective airflow management and wow styling. The windshield is specifically designed for riders between 5'4" and 5'9" in height. A rider in this range will experience up to 50% reduction of visor pressure over the stock windshield. Rigorous fluid dynamic analysis and wind-tunnel testing shows significant reduction in helmet pressure and air velocity. The sweeping design complements the shape of the fairing and the inner dash panel, and adds height over a traditional low-profile wind deflector in the center where it counts. The shape decreases wind noise and improves your ability to hear the motorcycle sound system. Polycarbonate material is protected by a scratch-resistant layer. Easy-to-install with new floating bracket design and features Harley-Davidson script for a distinctive finishing touch.

Fits '23-later FLTRXSE and '24-later FLTRX and FLTRXSTS models.

57400620 10" Light Smoke.
57400621 10" Clear.



B. WIND SPLITTER 10-IN. WINDSHIELD – LIGHT SMOKE

C. WIND SPLITTER 12" WINDSHIELD

In the world of functional performance, size does matter. After all, it's simple to understand that the larger the windshield area, the greater the amount of wind deflection. The Wind Splitter Windshield is shaped for the perfect combination of effective airflow management and wow styling. The windshield is specifically designed for riders taller than 5'9" in height. A rider in this range will experience up to 25% reduction of visor pressure over the stock windshield. Rigorous fluid dynamic analysis and wind-tunnel testing shows significant reduction in helmet pressure and air velocity. The sweeping design complements the shape of the fairing and the inner dash panel, and adds height over a traditional low-profile wind deflector in the center where it counts. The Shape decreases wind noise and improves your ability to hear the motorcycle sound system. Polycarbonate material is protected by a scratch-resistant layer. Easy-to-install with new floating bracket design and features Harley-Davidson script for a distinctive finishing touch.

Fits '23-later FLTRXSE and '24-later FLTRX and FLTRXSTS models.

57400643 12" Light Smoke.
57400644 12" Clear.



B. WIND SPLITTER 10-IN. WINDSHIELD – CLEAR



C. WIND SPLITTER 12-IN. WINDSHIELD – LIGHT SMOKE



C. WIND SPLITTER 12-IN. WINDSHIELD – CLEAR



D. 12" WIND SPLITTER WINDSHIELD – (57400271 SHOWN)



D. 15" WIND SPLITTER WINDSHIELD – (57400270 SHOWN)



E. ROAD GLIDE ST 6" WIND DEFLECTOR

TOURING & TRIKE 161

Windshields — Road Glide®

D. WIND SPLITTER WINDSHIELD – ROAD GLIDE® MODEL

In the world of functional performance, size does matter. After all, it's simple to understand that the larger the windshield area, the greater the amount of wind deflection. The Wind Splitter Windshield is a great look for all Touring models and is shaped for the perfect combination of effective airflow management and "wow" styling. The sweeping design complements the shape of the fairing and the inner dash panel and adds height over a traditional low-profile wind deflector in the center where it counts. The shape decreases wind noise and improves your ability to hear the motorcycle's sound system. The rich smoked finish does not interfere with your forward view and looks great against any paint color. The easy-to-install Wind Splitter features a center-mount Bar & Shield medallion for a distinctive finishing touch.

Fits '15-'24 Road Glide® (except '23-later FLTRXSE, '24-later FLTRX and FLTRXSTSE) and '23-later FLTRT models.

57400271 12" Light Smoke.
57400270 15" Light Smoke.

E ROAD GLIDE® ST 6" WIND DEFLECTOR

Roll with custom style. This 6-inch Wind Deflector accentuates the curvaceous shape of the Road Glide® model's fairing, and hugs the contours of the splitstream vent.

57400526
Fits '15-'24 Road Glide® (except '23-later FLTRXSE, '24-later FLTRX and FLTRXSTSE) and '23-later FLTRT models.

162 TOURING & TRIKE

Fairing Trim

A. ROAD GLIDE® WINDSHIELD TRIM

The Road Glide® model's shark-like fairing is a bold and captivating styling element, so it requires just the right visual touch to complement the signature look. These elegant Windshield Trim components conceal the base of the windshield and sweep over the center Splitstream vent for a continuous band of "custom". Machined from billet aluminum, these easy-to-install components are available in a variety of finishes to match your customizing direction. Mix and match the black or chrome center and side trim to develop your own unique look. Side Trim Kits include left and right side trim and mounting hardware.

Fits '15-'24 Road Glide® and '23-later FLTRT models (except '23-later FLTRXSE, '24 FLTRX and FLTRXSTSE). Does not fit with Road Glide® Fairing Pouch P/N 93300097.

57400256 Side Trim – Black Billet.



A. ROAD GLIDE WINDSHIELD TRIM – BLACK BILLET

B. ROAD GLIDE SPLIT WINDSHIELD TRIM

This easy-to-install, 2-piece trim kit adds a speed-stripe accent to the base of the windshield. Tapered from the leading to the trailing edge, the glass-smooth trim features counter bored mounting holes and flush-mount hardware for a clean, elegant look. Kit includes left and right trim and installation hardware.

Fits '15-later Road Glide® and '23-later FLTRT models. Does not fit '24-later FLTRX, FLTRXSTSE and '25-later FLTRXSE.

57400320 Satin Black.



B. ROAD GLIDE SPLIT WINDSHIELD TRIM – SATIN BLACK

C. ROAD GLIDE 4" LOW-PROFILE WINDSCREEN

Sometimes, it's all about style. This minimalistic Low-Profile Windscreen accentuates the curvaceous shape of the Road Glide model's fairing, and hugs the contours of the splitstream vent. The opaque black finish defines the transition from the inner to the outer fairing surfaces, and provides a low, lean look to your custom ride.

57400310 Black.

Fits '15-later Road Glide® and '23-later FLTRT models (except '23 FLTRXSE, '24 FLTRX, FLTRXSE and FLTRXSTSE). Does not fit with Road Glide® Fairing Pouch P/N 93300097.



C. ROAD GLIDE 4" LOW-PROFILE WINDSCREEN



D. ROAD GLIDE WINDSHIELD TRIM – CHROME (SHOWN WITH CONTOURED WIND DEFLECTOR)



D. ROAD GLIDE WINDSHIELD TRIM – GLOSS BLACK (SHOWN WITH WIND SPLITTER WINDSHIELD)



E. ROAD GLIDE COMPARTMENT LINERS

TOURING & TRIKE 163

Fairing Trim

D. ROAD GLIDE® WINDSHIELD TRIM

The fairing is a key visual element of your bike, so it demands the bold design of this elegant contoured windshield trim. This sweeping trim hugs the curvature of the fairing and conceals the base of the windshield and the windshield gasket for a clean, finished look. The multi-piece design simplifies installation. Kit includes mounting hardware and Road Glide® medallion.

Fits '04-'13 Road Glide models.

58519-07A Chrome.

57400150 Gloss Black.

E. ROAD GLIDE COMPARTMENT LINERS

Protect your belongings and reduce noise and rattles on the road. Soft-touch felt finish liner is formed to the fairing glove box interior for a perfect fit. Molded base and sides maximize the interior room and one-piece design allows easy removal for cleaning and maintenance.

76001332

Fits '24-later FLTRX models.

Fits '15-later Road Glide models. Right liner includes integrated mobile device storage net. Does not fit '23-later FLTRXSE and '24 FLTRX and FLTRXSTSE models.

76000539

164 TOURING & TRIKE

Fairing – Accessories

A. THREE-POCKET BATWING FAIRING POUCH – '14-LATER MODELS

Convenient storage space at your fingertips. Designed to complement H-D® Wind Deflectors and Windshields, this fairing pouch is ideal for storing mobile devices, sunglasses and other small items. The sturdy plastic pouches are wrapped in supple UV-resistant vinyl for a premium look and feel and the magnetic closures keep your items within reach without detracting from the tastefully smooth styling.

93300054B

Fits '14-'24 Electra Glide®, Street Glide®, Ultra Limited® and '14-later Tri Glide® models with windshields. Not for use with Wind Splitter Windshields P/N 57400204 or 57400205. Not for use with Illuminated Windshield Trim P/N 57000394 or 57000395. Does not fit '23 FLHXSE and '24-later FLHX models.



A. THREE-POCKET BATWING FAIRING POUCH – '14-LATER MODELS

B. THREE-POCKET BATWING FAIRING POUCH – '96-'13 MODELS

Convenient storage space at your fingertips. Designed to complement H-D Wind Deflectors and Windshields, this fairing pouch is ideal for storing cell phones, sunglasses and other small items. The sturdy plastic pouches are wrapped in supple UV-resistant vinyl for a premium look and feel and the magnetic closures keep your items within reach, while not detracting from the tastefully smooth styling. The left-hand pouch can be easily removed to accommodate your fairing-mounted GPS unit. Attractive Harley-Davidson script is featured on the front center pouch and on the outboard-facing side, visible through the windshield.

58900-11

Fits '96-'13 Electra Glide, Street Glide and Trike models. Not for use with Fairing Dash Pads. Models equipped with Illuminated Windshield Molding P/N 57335-08 requires separate purchase of Screws P/N 4456 (Qty 3). Bar & Shield Windshield Molding P/N 59133-99 requires separate purchase of Screws P/N 94386-92T (Qty 3), Chrome Windshield Trim P/N 59213-96 requires separate purchase of Screws P/N 94397-91T (Qty 3).



B. THREE-POCKET BATWING FAIRING POUCH – '96-'13 MODELS

C. THREE-POCKET WINDSHIELD POUCH

Add convenient storage space up front where you need it. This easy-to-install windshield pouch features three easily accessible storage pockets sized for cell phones, glasses and other small items. The center pouch is accented with an embossed Harley-Davidson script for a finishing touch.

58904-03

Fits King-Size (except Springer™ and Rigid-Mount King Size) and Road King® windshields (except Wind Deflector and Adjustable Height).



B. THREE-POCKET BATWING FAIRING POUCH – '96-'13 MODELS (SHOWN WITH GPS UNIT)



C. THREE-POCKET WINDSHIELD POUCH



D. ROAD GLIDE FAIRING POUCH



D. ROAD GLIDE FAIRING POUCH – OPEN



E. TWO-POCKET WINDSHIELD POUCH



F. EMBOSSED BAR & SHIELD LOGO LEATHER WINDSHIELD BAG



G. ROAD KING CLASSIC LEATHER WINDSHIELD BAG

TOURING & TRIKE 165

Fairing – Accessories

D. ROAD GLIDE® FAIRING POUCH

This two-pocket Fairing Pouch is ideal for storing mobile devices, sunglasses and other small items. Contoured for a custom fit, the dash pad and pouch system fits perfectly with Harley-Davidson® wind deflectors and windshields. The sturdy molded pouches are wrapped in supple UV-resistant vinyl for a premium look and feel, and the magnetic closures keep your items within reach. The left pouch provides easy access to the Road Glide model's Splitstream vent control button.

93300097

Fits '15-'24 Road Glide® models. Does not fit with Road Glide® Low-Profile Windscreen P/N 57400310. CVO Road Glide® requires installation of windshield. Does not fit '23-later FLTRXSE, '24-later FLTRX and FLTRXSTSE models.

E. TWO-POCKET WINDSHIELD POUCH

Add convenient storage space up front where you need it. This easy-to-install windshield pouch features two easily accessible storage pockets sized for cell phones, glasses and other small items. Hook-and-loop closures allow easy one-handed opening. Both pouches are accented with an embossed Harley-Davidson logo for a finishing touch.

57203-07

Fits King-Size or Compact windshields. Does not fit FXDWG, FLSTSB or FXSTD models. Does not fit Rigid-Mount, Super Sport, Nostalgic or Flamed windshields.

F. EMBOSSED BAR & SHIELD LOGO LEATHER WINDSHIELD BAG

Black domestic steerhide bag features an embossed Bar & Shield logo.

58308-95

Fits King-Size and Compact windshields (except FXSTD, Flame and Skull with Wings). Does not fit 100th Anniversary logo windshields, models equipped with handlebar mount gauges or Road Tech™ Riser Mount Radio.

G. ROAD KING® CLASSIC LEATHER WINDSHIELD BAG

Leather bag features textured leather insert, H-D® concho and a turnbuckle closure.

58189-98

Fits King-Size and Compact windshields (except FXSTD, Flame and Skull with Wings). Does not fit 100th Anniversary logo windshields, models equipped with handlebar mount gauges or Road Tech Riser Mount Radio.

166 TOURING & TRIKE

Fairing Lower

A. FAIRING LOWER FITTED GLOVE BOX LINER KIT

Protect your belongings and reduce noise and rattles on the road. Soft-touch felt finish liner is formed to the fairing glove box interior for a perfect fit. Molded base and sides maximize the interior room and one-piece design allows easy removal for cleaning and maintenance.

57100270

Fits '14-later Touring and Trike models (except '23-later FLTRXSE, FLHXSE and '24-later FLHX, FLTRX and FLTRXSTSE) equipped with Original Equipment or accessory Vented Fairing Lower. Does not fit Twin-Cooled models.



A. FAIRING LOWER FITTED GLOVE BOX LINER KIT



B. FLT AND FLHT FAIRING LOWER GLOVE BOXES

Offers a convenient place to store riding gloves, sunglasses, etc. The snap-on door cover (included) is embossed with Bar & Shield logo. Available in black only.

58684-89B Right Side

Fits '04-earlier Original Equipment non-vented style FLHT Ultra Classic® Fairing Lower.



B. FLT AND FLHT FAIRING LOWER GLOVE BOXES



D. SOFT LOWERS

Extend your riding season. Full-coverage Soft Lower provide wind and mud protection for the rider's legs and boots and minimize cold updrafts as the weather changes. Covers are custom shaped to hug the engine guard to minimize flapping and they simply clip in place for speedy installation as the weather changes. Two-way zippered outer edge accommodates guard-mounted highway pegs in almost any position. Reflective piping provides added visibility and convenient zippered pockets provide additional storage for maps or other small items.

57100210

Fits '80-later Touring (except FLTRT, '24-later FLHX, FLTRX, FLTRXSTSE and '23-later FLHXSE and FLTRXSE and '25-later FLHXU) and Trike models equipped with engine guards. Does not fit with Original Equipment or accessory Color-Matched Fairing Lower. Does not fit Mustache or Chopped Engine Guards. Does not fit models with Extended Reach Brake Lever or Extended Reach Shift Lever. FLHXXX models require separate purchase of engine guards.



C. FAIRING LOWER QUICK-RELEASE HARDWARE KIT – '14-LATER MODELS



C. FAIRING LOWER QUICK-RELEASE HARDWARE KIT – '14-LATER MODELS



D. SOFT LOWERS – FRONT VIEW



D. SOFT LOWERS – REAR VIEW



E. MID-FRAME AIR DEFLECTOR – SMOKED (57200356 SHOWN)



F. MID-FRAME AIR DEFLECTOR – (58002-09A SHOWN)



F. MID-FRAME AIR DEFLECTOR – (57200157 SHOWN)



G. MID-FRAME AIR DEFLECTOR TRIM



G. MID-FRAME AIR DEFLECTOR TRIM



H. ROAD GLIDE WIND DEFLECTOR KIT

TOURING & TRIKE 167

Air Deflectors

E. MID-FRAME AIR DEFLECTOR – SMOKED

Our smoked Lexan Mid-Frame Air Deflector improves style and comfort. Fits perfectly between your Harley-Davidson® Touring or Trike frame and side panels to direct engine heat away from the rider and improve comfort on hot summer rides. Designed and tested for severe duty and extreme temperature applications. Durable smoked Lexan material adds subtle style. Easy to install and includes required mounting hardware

57200418

Fits '24-later FLHX, FLTRX, and FLTRXSTSE.

57200356

Fits '09-later Touring (except '24-later FLHX, FLTRX, FLTRXSTSE, '23-later FLHXSE, FLTRXSE and '25-later FLHXU) and Trike models. Not compatible with '17-later models equipped with Cool Flow Fan P/N 26800120, 26800121 and 26800128. Stock on '20-later CVO.

F. MID-FRAME AIR DEFLECTOR

Designed for severe duty and extreme temperature applications. These black deflectors attach to the frame below the seat and direct heat away from the rider to improve comfort. Kit includes all necessary hardware.

57200417

Fits '24-later FLHX, FLTRX, and FLTRXSTSE.

58002-09A

Fits '09-later Touring (except '23-later FLHXSE, FLTRXSE, '24-later FLHX, FLTRX, FLTRXSTSE and '25-later FLHXU) and Trike models. Not compatible with '17-later models equipped with Cool Flow Fan P/N 26800120, 26800121 and 26800128.

57200157

Fits '17-later Touring and Trike models equipped with CoolFlow Fan P/N 26800120, 26800121 and 26800128.

G. MID-FRAME AIR DEFLECTOR TRIM

This injection-molded trim adds a touch of chrome to the Mid-Frame Air Deflectors on touring vehicles. These chrome accents blend the look of chrome from the engine and help make the deflectors look integrated with the bike.

61400028

Fits '09-later Touring (except '23-later FLHXSE, FLTRXSE and '24-later FLHX, FLTRX and FLTRXSTSE and '25-later FLHXU) and Trike models with Original Equipment Mid-Frame Air Deflectors. Also fits models equipped with Mid-Frame Air Deflectors P/N 58002-09. Does not fit '17-later models equipped with CoolFlow™ Fan Kits.

H. ROAD GLIDE® WIND DEFLECTOR KIT

Easy to install, these snap-fit Wind Deflectors reduce and redirect the airflow that rises between the fairing and fork tubes. The resulting reduction in updraft can dramatically reduce buffeting for many riders.

57000510

Fits '15-'24 Road Glide® models (except FLTRT, '24 FLTRX, FLTRXSTSE, '18-'24 FLTRXSE, '21-later FLTRXS and '22-later FLTRXST models). Does not fit with Chopped Engine Guards P/N's 49000105A or 49000114A. Stock on '15-later FLTRUSE and '20 FLTRK.

168 TOURING & TRIKE

Rider Comfort

A. COOLFLOW™ FAN

Unlike traditional fan kits that try to cool the engine by blowing air across the cylinders and often onto your legs, the CoolFlow™ Fan Kit keeps the riders comfortable by pulling air away from the rear cylinder and exhaust pipe, and directing it toward the ground.

The CoolFlow Fan features switched On/Off/Auto operation on '17-later models and On/Off on '09-'16 models. In the "ON" mode, the fan is active at low speeds, and will turn off when the bike reaches 40mph. As speed drops, the fan turns back on at 35 mph. This logic program prevents the fan from cycling on and off during low speed changes. On '17-later models, the AUTO setting operates based on a combination of speed parameters and specific engine and ambient temperatures. Built to withstand the harsh motorcycle environment, the all-weather CoolFlow Fan is 100% waterproof and includes everything you need for installation. The plug-and-play design is integrated with the vehicle electronics, so "On/Off/Auto" fan operation is indicated in the odometer screen. Your dealer will enable this function in the Electronic Control Module (ECM) and you're ready to roll. Odometer fan status display feature availability varies by model and may not be available for your vehicle.

26800242

Fits '14-later Touring models. '14-'23 Touring models require additional purchase of Installation Kit P/N 69203453. Does not fit with Starter End Cover P/N 31400088 and 31400090.

26800121

Fits '17-later FLHR, FLHRC, FLHRXS, FLHP and FLRT models. Does not fit with Starter End Cover P/N 31400090. FLHRC Brazil configurations and FLHP (all regions) require separate purchase of Mid-Frame Air Deflector P/N 57200151. Separate purchase of Mid-Frame Air Deflector Kit P/N 57200157 is recommended for maximum performance on all other vehicles. Dealer Digital Technician™ update is required to display fan status.

26800120

Fits '17-'24 FLHT, FLHXS, FLHXST, FLHXSE, FLTRX, FLTRXS and FLTRXST models. Does not fit with Starter End Cover P/N 31400090. FLHXS and FLHXSE Brazil configurations require separate purchase of Mid-Frame Air Deflector P/N 57200151. Separate purchase of Mid-Frame Air Deflector Kit P/N 57200157 is recommended for maximum performance on all other vehicles. Dealer Digital Technician™ update is required to display fan status.

26800128

Fits '17-'24 FLHTCU, FLHTCUTG, FLHTCUTGSE, FLHTK, FLHTKL, FLHTKSE, FLHTP, FLTRK and '17-'19 FLTRU models. Does not fit with Starter End Cover P/N 31400090. FLHTCUTG (HDI, ENG, HDJ configurations only), FLHTP models require separate purchase of Switch Pack P/N 69200173 and Switch Buttons (2) P/N 71400031. Includes replacement right side Mid-Frame Air Deflector. Dealer Digital Technician update is required.

26800152

Fits '09-'16 Touring and Trike models with or without Original Equipment Mid-Frame Air Deflectors. Separate purchase of Mid-Frame Air Deflector Kit P/N 58002-09A is recommended for maximum performance if not equipped. '15-'16 FLRT models require separate purchase of Switch Pack P/N 71522-08.

Also available:

COOLFLOW FAN INSTALLATION KIT

Complete kit required for installation of CoolFlow™ Fan P/N 26800242 on certain models.

69203453

Fits '14-'23 Touring models (except '23 FLHXSE and FLTRXSE). Required for installation of Cool Flow Fan P/N 26800242.

Also available:

PORT SPLITTER HARNESS

Required for installation of CoolFlow™ Fan P/N 26800242 on certain models when multiple electrical accessories are installed.

69203486

Fits '14-'23 Touring models (except '23 FLHXSE and FLTRXSE). Required for installation of Cool Flow Fan P/N 26800242.



A. COOLFLOW FAN



A. COOLFLOW FAN (26800242 SHOWN)



A. COOLFLOW FAN (26800120 SHOWN)



A. COOLFLOW FAN (26800128 SHOWN)



A. COOLFLOW FAN INSTALLATION KIT (69203453 SHOWN)



Front



Rear



B. FAN ASSISTED OIL COOLER



C. MILWAUKEE-EIGHT® ENGINE OIL COOLER FAN

TOURING & TRIKE 169

Oil Coolers

B. FAN ASSISTED OIL COOLER

Keep your cool. This easy-to-install Oil Cooler features a thermostatically controlled fan that provides continuous flow of cooling air – even while the bike is idling in traffic or moving at low speed. Ideal for bikes that see parade duty and other low speed or continuous idle situations, the Fan Assisted Oil Cooler is also the perfect addition to a bike modified with high-performance components. The fan automatically engages when the engine oil temperature rises, and when in operation, the Fan Assisted Oil Cooler can provide up to a 50-degree drop in oil temperature. And unlike other models, the Harley-Davidson® Fan Assisted Oil Cooler utilizes weather-rated fans and electronics that are designed for the harsh motorcycle environment. Engineered as a bolt-on replacement for the Original Equipment oil cooler, the Fan Assisted Oil Cooler is plug-and-play compatible with your bike's wiring harness. No splicing or rewiring is required. ECM reprogramming by a Harley-Davidson® Dealer is required to complete the installation.

62700204

Fits '17-later Touring models equipped with air/oil-cooled Milwaukee-Eight® engines. Does not fit models equipped with Twin-Cooled™ engines. Not compatible with Oil Cooler Cover P/N 25700633 or 25700634. Original Equipment on oil-cooled Police and Freewheeler® models. Does not fit center cooled models.

C. MILWAUKEE-EIGHT® ENGINE OIL COOLER FAN

Traffic jam? This Oil Cooler Fan can help keep Milwaukee-Eight Engine oil temperature under control if you find yourself idling or moving slowly in traffic, especially in hot weather. Fan automatically engages to lower oil temperature up to 50 degrees compared to an oil cooler without a fan. Weather-proof for durability. Perfect addition to a bike equipped with high performance components. Ideal for bikes that see parade duty and other low speed or continuous idle situations. Fan automatically engages when the engine oil temperature rises. When in operation the Oil Cooler Fan can provide up to a 50 degree drop in oil temperature compared to an oil cooler without a fan. The Harley-Davidson® Oil Cooler Fan utilizes weather-rated fans and electronics that are designed for reliable service in the harsh motorcycle environment. Engineered for bolt-on installation and plug-and-play compatibility with your bike's wiring harness without unhooking messy oil lines. ECM reprogramming by a Harley-Davidson® Dealer is required to complete the installation. No splicing or rewiring is required.

26800195

Fits '17-later Touring models equipped with air/oil-cooled Milwaukee-Eight® engines. Does not fit models equipped with Twin-Cooled™ engines, or Trike and Police models equipped with fan assisted oil coolers. Not compatible with Oil Cooler Cover P/N 25700633 or 25700634.

COMFORT IS KING

The ability to spend hours behind the handlebars and rack up hundreds of miles without stopping is dictated by how you feel on your bike. The shape of the seat, the reach to the handlebars and the location of your feet are all major factors in how far you can travel in a day. But don't forget your passenger's needs — he or she has a stake in this ride as well.

THE RIDER & PASSENGER ENVIRONMENT

Accessories that impact the rider and passenger's physical contact with the motorcycle and the management of wind, temperature and road conditions should be your first consideration in building the ultimate touring machine.



RIDER/PASSENGER CONTACT POINTS	PAGE #	RIDER/PASSENGER ENVIRONMENT	PAGE #
1 PASSENGER BACKREST.....	190-201	9 TOUR-PAK® PASSENGER BACKREST.....	200-201
2 LUGGAGE RACKS.....	198-199	10 HEATED RIDER & PASSENGER SEATING.....	176-181
3 RIDER BACKREST.....	186-187	11 HEATED GRIPS.....	431-433
4 RIDER & PASSENGER SEATING.....	172-185	12 WINDSHIELDS.....	150-163
5 HANDLEBAR.....	452-473	13 WIND DEFLECTORS.....	166-167
6 HIGHWAY PEGS.....	434-437	14 FAIRING LOWERS.....	166
7 FOOTBOARDS & FOOT CONTROLS.....	216-223	15 COOLFLOW™ FAN.....	168
8 PASSENGER FOOTBOARDS.....	220-223	16 ADJUSTABLE SUSPENSION.....	226-231

ENJOY THE RIDE

The relationship between the seat, the handlebar and the foot controls has an enormous impact on the comfort, control and confidence you feel when riding your motorcycle. Once you've picked the bike, it's time to choose the options that match your ride to your personal dimensions.

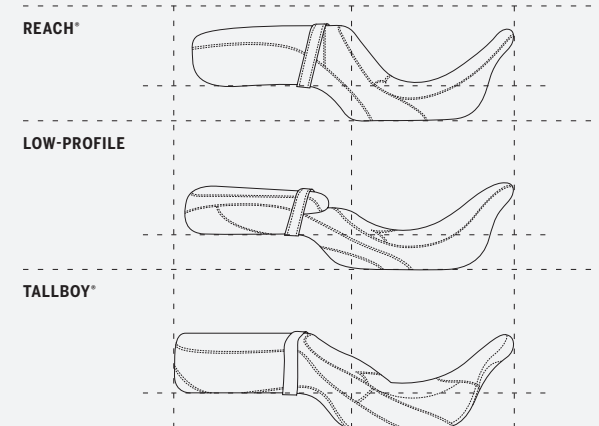


For shorter riders, consider tailoring your fit by changing to a Reach® Seat, Standard Foot Controls and lowered suspension height.



For taller riders, consider altering your ride by changing to a Tallboy® Seat and Extended Foot Controls.

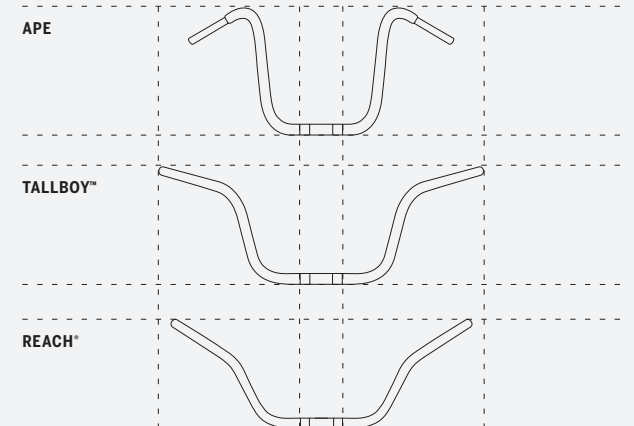
ESTABLISH YOUR POSITION AND FEEL



SEATS

Seat height and shape impact rider comfort, fit and confidence. Where the seat positions you relative to the foot controls, hand controls and the ground plays a major role in the quality of your ride.

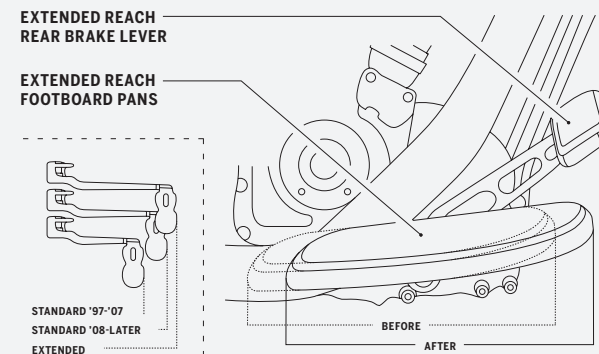
SEE PAGES 172-189



HANDLEBARS

Where the bar positions your arms, hands and wrists directly impacts how you feel on the motorcycle. Choose a bar that falls easily to hand, and does not pull you out of the seat when maneuvering.

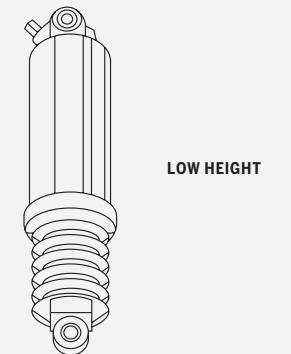
SEE PAGES 452-473



FOOT CONTROLS

Repositioning your feet can relieve muscle tension, take pressure off the tailbone and reduce fatigue. The correct riding position can add hours of comfort and hundreds of miles to your daily saddle time.

SEE PAGES 216-223



SUSPENSION

Adjusting your motorcycle's ride height by raising or lowering the suspension is often the first step in fitting the bike to your stature. Being sure-footed at a stop can really increase your sense of confidence.

SEE PAGES 226-231

172 TOURING & TRIKE

Seating – 2024 Models

A. REACH® SEAT

Designed to position riders with a shorter inseam closer to the ground, Reach® Seats are shaped to place the rider in a comfortable and confident relationship to the hand and foot controls. The wide seating surface provides loads of support while riding and the narrow tapered nose brings your legs together for an easier reach to the ground at a stop. Features a stepped profile that provides back support and keeps the rider from sliding back during acceleration. The seat moves the rider 1" closer to the handlebars. Enhanced back support padding moves the rider 0.8" lower and 1.5" forward without locking the rider into a cramped position. Features a multi-panel design for added custom style. Heat-staked graphic design in seat center also adds custom style. This seat can be equipped with an optional rider backrest for additional touring comfort. Seat width: 13". Passenger pillion width: 9". Measurements based on Original Equipment seat.

52000638

Fits '23-later FLHXSE and FLTRXSE, and '24-later FLHX, FLTRX, and FLTRXSTSE and '25-later FLHXU models. Models sold with solo seats will require separate purchase of additional hardware.



A. REACH SEAT

B. TALLBOY® SEAT

Designed specifically to enhance arm and leg room for the long-limbed rider, this two-up seat moves the rider up one inch. The seat is sculpted to provide superior support and comfort, with a slight bucket shape to provide room to vary your riding position fore and aft. The seat's level seating surface does not pitch the rider forward, and the overall ride height is similar to stock Electra Glide® and Road Glide® Ultra seating. This seat moves the rider up one inch to provide much-needed arm and leg room for the long-limbed rider. Features a multi-panel design for added custom style. Heat-staked graphic design in seat center also adds custom style. Tallboy® seats can be equipped with an optional rider backrest (except Adjustable style) for additional touring comfort. Measurements are based on Original Equipment seat. Seat width: 16.5". Passenger pillion width: 15.0".

52000640

Fits '23-later FLHXSE and FLTRXSE, and '24-later FLHX, FLTRX, and FLTRXSTSE and '25-later FLHXU models. Models sold with solo seats will require separate purchase of additional hardware.



B. TALLBOY SEAT

C. SUNDOWNER™ SEAT – TOURING

The Sundowner™ Seat provides the maximum in long-riding comfort. The deep-bucket design puts your body in the proper touring position, and the generous padding makes it comfortable for both the rider and passenger as the miles are adding up. The dished shape provides added rider back support and the wide passenger pillion is shaped to minimize pressure points. The smooth cover complements any Touring model. The seat accepts Rider Backrest Kits (sold separately) for additional touring comfort. The seam is sealed in critical areas to minimize water return. With a rider seat width of 19.4".

52000672

Fits '23-later FLHXSE and FLTRXSE, and '24-later FLHX, FLTRX, FLTRXSTSE and '25-later FLHXU models. Models sold with solo seats will require separate purchase of additional hardware.



C. SUNDOWNER™ SEAT – TOURING



D. SWITCHBACK TOURING SEAT – U STITCH



E. SWITCHBACK TOURING SEAT – RED STITCH



F. SWITCHBACK TOURING SEAT

TOURING & TRIKE 173

Seating – 2024 Models

D. SWITCHBACK TOURING SEAT – U STITCH

Take your custom style up a notch. This one-piece two-up seat features premium smooth black vinyl with a stitched-in pattern in a bold U pattern on the rider and passenger seating surface, a multi-panel design and contrasting stitching throughout. The one-piece, two-up design incorporates rider seat and pillion. The stitched U pattern on the tops of seating surfaces adds contrast and visual detail. Smooth black premium vinyl with contrasting stitching and rubber Bar & Shield logo. Fastback profile.

52000757

Fits '23-later FLHXSE and FLTRXSE, and '24-later FLHX, FLTRX, FLTRXSTSE and '25-later FLHXU models. Does not fit with rider backrests. Vehicles sold with solo seats will require separate purchase of additional hardware.

E. SWITCHBACK TOURING SEAT – RED STITCH

Take your custom style up a notch. This one-piece, two-up seat features contrasting vinyl patterns, performance red stitching and a modern interpretation of the classic tuck-and-roll upholstery pattern. One-piece, two-up design incorporates rider seat and pillion. Features debossed tuck-and-roll pattern on seating surface. Smooth black vinyl seating surface with textured vinyl side panels and contrasting performance red stitching. Features performance red rubber Bar & Shield logo. Fastback profile.

52000756

Fits '23-later FLHXSE and FLTRXSE, and '24-later FLHX, FLTRX, FLTRXSTSE and '25-later FLHXU models. Does not fit with rider backrests. Vehicles sold with solo seats will require separate purchase of additional hardware.

52000654

Fits '14-later Touring (except '23-later FLHXSE and FLTRXSE, and '24-later FLHX, FLTRX, and FLTRXSTSE and '25-later FLHXU models). Does not fit with rider backrests.

F. SWITCHBACK TOURING SEAT

Add some style and attitude with no comfort compromise. This one-piece, two-up seat offers a high-performance profile with a focus on design details. The one-piece, two-up design incorporates rider seat and pillion. Features dimpled vinyl and raised pillow detail in center of rider position for a custom look. With contrasting stitching. The deep shape supports the aggressive rider. The clean style complements any custom direction.

52000643

Fits '23-later FLHXSE and FLTRXSE, and '24-later FLHX, FLTRX, FLTRXSTSE and '25-later FLHXU models. Does not fit with rider backrests. Vehicles sold with solo seats will require separate purchase of additional hardware.

174 TOURING & TRIKE

Seating

A. SPORT SOLO TOURING SEAT – CONTRAST STRIPE

Performance meets comfort. This solo seat is shaped to hold the rider in a comfortable yet secure position during aggressive riding, with go-fast styling to match your attitude. Black with Performance Red contrast stitching. Features a stitched racing stripe running down the center of the seat cushion and a raised Performance Red rubber Bar and Shield logo. A raised rear bolster helps hold the rider in position. The seat shape and padding materials are designed for long-range comfort for most riders. The seat is shaped to rotate the rider's hips to a neutral position relative to the spine to position the rider in a comfortable posture. Pair with matching Sport Passenger Pillion P/N 52400378 for two-up riding.

52000751

Fits '23-later FLHXSE, FLTRXSE, '24-later FLHX, FLTRX, FLTRXSTSE and '25-later FLHXU models. Does not fit with rider backrests.

B. SPORT PASSENGER PILLION – CVO™ MODEL STYLE

Bring a passenger along for the ride. Dressed in long-lasting vinyl, this Passenger Pillion is the perfect complement to the Sport Solo Touring Seat - Contrast Stripe. Black vinyl with contrasting Performance Red stitching. Multi-panel design matches style of the Sport Solo Touring Seat P/N 52000751. Includes matching grab strap. Easy on-and-off installation lets you change from a two-up tourer to solo seat high-performance style in seconds. Styled to replace seat cowl for two-up riding on CVO™ Road Glide® ST model.

52400378

Fits '23-later FLHXSE, FLTRXSE, '24-later FLHX, FLTRX, FLTRXSTSE and '25-later FLHXU models equipped with Sport Solo Touring Seat P/N 52000751 or 52000750 and FLTRXSTSE with Original Equipment Solo Seat. Does not fit with rider backrests.

C. SPORT SOLO TOURING SEAT – SMOOTH

Performance meets comfort. This solo seat is shaped to hold the rider in a comfortable yet secure position during aggressive riding, with go-fast styling to match your attitude. A raised rear bolster helps hold the rider in position. The seat shape and padding materials are designed for long-range comfort for most riders. The seat is shaped to rotate the rider's hips to a neutral position relative to the spine to position the rider in a comfortable posture. Pair with matching Sport Passenger Pillion P/N 52400343 for two-up riding.

52000750

Fits '23-later FLHXSE, FLTRXSE, '24-later FLHX, FLTRX, FLTRXSTSE and '25-later FLHXU models. Does not fit with rider backrests.

D. SPORT PASSENGER PILLION – SMOOTH

Bring a passenger along for the ride. Dressed in long-lasting vinyl, this Passenger Pillion is the perfect complement to the Sport Solo Touring Seat. The black vinyl multi-panel design matches style of the Sport Solo Touring Seat P/N 52000750. Includes matching grab strap. Easy on-and-off installation lets you change from a two-up tourer to solo seat high-performance style in seconds.

52400343

Fits '23-later FLHXSE, FLTRXSE, '24-later FLHX, FLTRX, FLTRXSTSE and '25-later FLHXU models equipped with Sport Solo Touring Seat P/N 52000751 or 52000750 and FLTRXSTSE with Original Equipment Solo Seat. Does not fit with rider backrests.



A. SPORT SOLO TOURING SEAT – CONTRAST STRIPE



B. SPORT PASSENGER PILLION – CVO™ MODEL STYLE



C. SPORT SOLO TOURING SEAT – SMOOTH



D. SPORT PASSENGER PILLION – SMOOTH



E. LOW-PROFILE SOLO TOURING SEAT – SMOOTH



F. LOW-PROFILE PASSENGER PILLION – SMOOTH



G. LOW-PROFILE SOLO TOURING SEAT – ORANGE STITCH



H. LOW-PROFILE PASSENGER PILLION – ORANGE STITCH

TOURING & TRIKE 175

Seating – 2024 Models

E. LOW-PROFILE SOLO TOURING SEAT – SMOOTH

Set your custom bagger apart with a Low-Profile Solo Seat that combines street-rod style with a comfort insert to offset the minimal foam style. Start with a shape that distributes your weight across a wide surface area to reduce pressure points. The result is the slammed custom seat that you crave with enough comfort and support to let you actually spend time in the saddle. Black Smooth Vinyl. Features a multi-panel design for added custom style. The seam-sealed construction prevents rain or wash water from infiltrating the seat foam --no riding for hours on a squishy seat. Add a matching passenger pillion (sold separately). Seat width 16.7".

52000690

Fits '23-later FLHXSE, FLTRXSE, '24-later FLHX, FLTRX, FLTRXSTSE and '25-later FLHXU models. Does not fit with rider backrests.

F. LOW-PROFILE PASSENGER PILLION – SMOOTH

Bring a passenger along for the ride. Dressed in long-lasting vinyl, this Passenger Pillion is the perfect complement to the Low-Profile Solo Touring Seat. Black Smooth Vinyl. Features a multi-panel design for added custom style. The seam-sealed construction prevents rain or wash water from infiltrating the seat foam --no riding for hours on a squishy seat. Easy on-and-off installation lets you change from a two-up tourer to a stripped-down cruiser in seconds. Includes matching grab strap.

52400329

Fits '23-later FLHXSE, FLTRXSE, '24-later FLHX, FLTRX, FLTRXSTSE and '25-later FLHXU models. Does not fit with rider backrests.

G. LOW-PROFILE SOLO TOURING SEAT – ORANGE STITCH

Set your custom bagger apart with a Low-Profile Solo Seat that combines street-rod style with a surprising touch of comfort. Start with a shape that distributes your weight across a wide surface area to reduce pressure points. The result is the slammed custom seat that you crave with enough comfort and support to let you actually spend time in the saddle. Black Smooth Vinyl with contrasting Orange stitched details complement many paint colors. Features a multi-panel design for added custom style. The seam-sealed construction prevents rain or wash water from infiltrating the seat foam --no riding for hours on a squishy seat. Add a matching passenger pillion (sold separately). Seat width 16.7".

52000691

Fits '23-later FLHXSE and FLTRXSE and '24-later FLHX, FLTRX and FLTRXSTSE models equipped with the Low Profile Touring Solo Seat 52000690 or 52000691. Does not fit with rider backrests.

H. LOW-PROFILE PASSENGER PILLION – ORANGE STITCH

Bring a passenger along for the ride. Dressed in long-lasting vinyl, this Passenger Pillion is the perfect complement to the Low-Profile Solo Touring Seat. Black Smooth Vinyl with contrasting Orange stitched details complement many paint colors. Features a multi-panel design for added custom style. The seam-sealed construction prevents rain or wash water from infiltrating the seat foam --no riding for hours on a squishy seat. Easy on-and-off installation lets you change from a two-up tourer to a stripped-down cruiser in seconds. Includes matching grab strap.

52400330

Fits '23-later FLHXSE and FLTRXSE and '24-later FLHX, FLTRX and FLTRXSTSE models equipped with the Low Profile Touring Solo Seat 52000690 or 52000691. Does not fit with rider backrests.

176 TOURING & TRIKE

Seating – Heated

A. SUNDOWNER™ HEATED SEAT – TOURING

Stretch out your riding season with the comfort of this heated touring seat. The Sundowner™ Seat provides the maximum in long-riding comfort. The deep-bucket design puts your body in the proper touring position, and the generous padding makes it comfortable for both the rider and passenger as the miles are adding up. Dual-zone heated rider and passenger seating areas can be independently controlled. Dual Zone Control: Rider and passenger seating can adjust the heat level to individual preference or switch the function off. Redesigned heating element reaches selected temperature in only seven minutes. Seam-sealed construction prevents rain or wash water from infiltrating the seat foam in critical areas. Dished shape provides added rider back support. Wide passenger pillion is shaped to minimize pressure points. Smooth cover complements any Touring model. Contrasting bronze stitching. Accepts Rider Backrest Kits (sold separately) for additional touring comfort. Rider Seat width 15.75".

52000668

Fits '23-later FLHXSE, FLTRXSE, '24-later FLHX, FLTRX, FLTRXSTSE and '25-later FLHXU models. Models equipped with additional electrical accessories require the separate purchase of 12 Way to 4 Way Electrical Harness P/N 69203476. Models equipped with solo seats require separate purchase of passenger footpegs and mounts.

Also available:

12 WAY TO 4 WAY ELECTRICAL HARNESS – HEATED SEAT

Harness required for installation of additional electrical accessories with a Heated seat.

69203476

Fits '23-later FLHXSE, FLTRXSE, '24-later FLHX, FLTRX, FLTRXSTSE and '25-later FLHXU models equipped with Heated Seats and additional electrical accessories such as subwoofers.



A. SUNDOWNER™ HEATED SEAT – TOURING



A. SUNDOWNER™ HEATED SEAT – TOURING



A. SUNDOWNER™ HEATED SEAT – TOURING

TOURING & TRIKE 177

Seating – Heated

B. SUNDOWNER™ HEATED SEAT – CVO STYLING

Stretch out your riding season with the comfort of this heated touring seat while maintaining the unique look and branding of your CVO™ motorcycle. The Sundowner™ Seat provides the maximum in long-riding comfort. The deep-bucket design puts your body in the proper touring position, and the generous padding makes it comfortable for both the rider and passenger as the miles are adding up. Dual-zone heated rider and passenger seating areas can be independently controlled. Dual Zone Control: Rider and passenger seating can adjust the heat level to individual preference or switch the function off. Redesigned heating element reaches selected temperature in only seven minutes. Seam-sealed construction prevents rain or wash water from infiltrating the seat foam in critical areas. Dished shape provides added rider back support. Wide passenger pillion is shaped to minimize pressure points. Luxurious Alcantara side trim. Rider Seat width 15.75".

52000812

Fits '23-later FLHXSE, FLTRXSE, '24-later FLHX, FLTRX, FLTRXSTSE and '25-later FLHXU models. Models equipped with additional electrical accessories require the separate purchase of 12 Way to 4 Way Electrical Harness P/N 69203476. Models equipped with solo seats require separate purchase of passenger footpegs and mounts.



B. SUNDOWNER™ HEATED SEAT – CVO STYLING



B. SUNDOWNER™ HEATED SEAT – CVO STYLING



B. SUNDOWNER™ HEATED SEAT – CVO STYLING

178 TOURING & TRIKE

Seating – Reach®

REACH® SEATS

Designed to position riders with a shorter inseam closer to the ground, Reach® Seats are shaped to place the rider in a comfortable and confident relationship to the hand and foot controls. The wide seating surface provides loads of support while riding and the narrow tapered nose brings your legs together for an easier reach to the ground at a stop. Reach Seats feature a stepped back profile that provides back support and keeps the rider from sliding back during acceleration.

A. SUPER REACH SEAT

Get a little bit closer. Super Reach forward position seats are designed to move riders with a shorter inseam even closer to the controls and to bring the legs about 1.0" closer together so that your feet rest firmly on the pavement. The scooped bucket-shape saddle is enhanced with added back support padding to move the rider lower and forward.* The combination positions the rider closer to the hand and foot controls to offer both comfort and confidence. Seat can be equipped with optional rider backrest for added support and comfort.

*Measurements based on Original Equipment Electra Glide® seat:

'09 models – 2.0" lower, 2.5" forward

'10-'13 models – 1.5" lower, 2.5" forward

'14-later models – .5" lower, 2.0" forward

54382-11

Fits '09-'13 Touring and Trike models. Also fits '14-later Touring models (except '21-later FLH, '23-later FLHFB, FLHXSE, FLTRXSE, '24-later FLHX, FLTRX and FLTRXSTSE) not equipped with Tour-Pak® luggage. Installation on '12-later CVO™ models requires removal of fender trim strips. Seat width 13.0"; passenger pillion width 12.0".

B. REACH SOLO SEAT

From the custom metal Bar & Shield medallion to the sleek fast-back design, this seat is shaped to deliver the ergonomic position that a shorter rider needs. Sculpted and molded to ease the reach to the ground, this Reach Solo seat places the rider 3/8" lower and 1-1/4" forward when compared to the stock FLHX seat*. The narrow nose and the low overall height provides the rider with added confidence and control while the bike is at a stop or during parking maneuvers, while the generous seating width adds support for the long haul. And the seat's upturned tail moves you closer to the controls without confining you to one position. For maximum comfort and support, this seat is recommended for smaller-framed riders between 5'-2" and 5'-8" tall.

*Measurement as compared to other seating options:

– Original Equipment 2016 Electra Glide® model seat – 1.25" lower, 0.8" forward

– Original Equipment 2016 Street Glide® model seat – 0.375" lower, 1.25" forward

– Original Equipment 2016 Electra Glide Low model seat – .500" lower, .500" rearward

52000253

Fits '09-later Touring models (except '21-later FLH, '23-later FLHFB, FLHXSE, FLTRXSE, '24-later FLHX, FLTRX and FLTRXSTSE and '25-later FLHXU). Does not fit Trike models. Does not fit models equipped with Passenger Grab Rails. Does not accept rider backrest or passenger pillion. Seat width 15.0".

C. REACH TWO-UP SEAT – '14-LATER MODELS

Original Equipment on the Ultra Classic® Low and Ultra Limited® Low models, this Reach seat brings the legs about 1.0" closer together and features enhanced back support padding that moves the rider .8" lower and 1.5" forward without locking the rider into a cramped position.* The Reach seat can be equipped with an optional rider backrest for additional touring comfort.

*Measurements based on Original Equipment Electra Glide seat.

52000334

Fits '14-later Touring (except '21-later FLH, '23-later FLHFB, FLHXSE, FLTRXSE, '24-later FLHX, FLTRX and FLTRXSTSE and '25-later FLHXU) and Trike models. Seat width 15.5"; passenger pillion width 16.0".



A. SUPER REACH SEAT



B. REACH SOLO SEAT



C. REACH TWO-UP SEAT – '14-LATER MODELS



D. TALLBOY SEAT – '14-LATER MODELS



E. TALLBOY SEAT – '08-'13 MODELS



F. TALLBOY SEAT – '97-'07 MODELS

TOURING & TRIKE 179

Seating – Tallboy®

TALLBOY® SEATS

The correct riding position can help a tall rider sit comfortably on the bike and avoid leg cramps and back strain during a long day in the saddle. For riders with a longer inseam, a Tallboy® Seat will put you on the road to fatigue-free riding. Designed to move the rider up and back from the stock seating position, a Tallboy Seat can eliminate the knees-high riding position and effectively places the body for a natural arm and leg reach to the controls. Tallboy Seats feature a bucket-shaped design for added support and a wide seating surface to reduce pressure on the tailbone.

D. TALLBOY SEAT – '14-LATER MODELS

This Tallboy Seat moves the rider back 1.5"* to provide much-needed arm and leg room for the long-limbed rider. The seat is sculpted to provide superior support and comfort, with a slight bucket shape to provide room to vary your riding position fore and aft. The seat's level seating surface does not pitch the rider forward, and the overall ride height is similar to stock Electra Glide® and Road Glide® Ultra seating. Passenger comfort will be maximized with the Tour-Pak® Luggage mounted in the rear most position. Tallboy seats can be equipped with an optional rider backrest (except Adjustable Style) for additional touring comfort.

*Measurements based on Original Equipment Electra Glide seat.

52000252

Fits '14-later Touring (except '21-later FLH, '23-later FLHFB, FLHXSE, FLTRXSE, '24-later FLHX, FLTRX and FLTRXSTSE and '25-later FLHXU) and Trike models. Not compatible with Adjustable Rider Backrest kits. Seat width 16.5"; passenger pillion width 15.0".

E. TALLBOY SEAT – '08-'13 MODELS

This Tallboy Seat moves the rider back* to provide much-needed arm and leg room for the long-limbed rider. The seat height is similar to stock and the slight bucket shape offers additional lower back support. Passenger comfort will be maximized with the Tour-Pak Luggage mounted in the rear-most position. Accepts rider backrest (except Adjustable Style) for additional touring comfort.

*Measurements based on Original Equipment Electra Glide seat:

'08-'13 models – stock height, 2.0" rearward

'14-later models – stock height, 1.5" rearward

52099-09A

Fits '08-'13 Touring and Trike models. Also fits '14-later Touring models (except '21-later FLH, '23-later FLHFB, FLHXSE, FLTRXSE, '24-later FLHX, FLTRX and FLTRXSTSE and '25-later FLHXU) not equipped with Tour-Pak. Does not fit models equipped with Adjustable Rider Backrest Kits or Passenger Grab Rails. Installation on '12-later CVO™ models requires removal of fender trim strips. Seat width 16.0"; passenger pillion width 14.0".

F. TALLBOY SEAT – '97-'07 MODELS

This Tallboy one-piece seat moves the rider back .5" and up 1.25" compared to the Original Equipment seat. The new position allows additional leg and arm movement for the long-limbed rider and a comfortable seating space for the open road. The bucket design of the Tallboy Seat provides additional rider back support and the wide raised pillion places the passenger for maximum comfort and commanding view. Can also be used with Rider Backrest Kits.

52976-05

Fits '97-'07 Road King® and FLHX models. Also fits '97-'07 Electra Glide® and Road Glide® models equipped with Fuel Tank Console P/N 71288-03A or Trim Piece P/N 52447-96. Seat width 17.0"; passenger pillion width 16.0".



Reach Seats



Tallboy Seats

180 TOURING & TRIKE

Seating – Harley® Hammock

ROAD ZEPPELIN® AIR ADJUSTABLE SEATS

The open road. That's where we developed and tested the revolutionary comfort of the Road Zeppelin® Seat. This remarkable seat removes pressure points and hot spots by adjusting the amount of air contained in each bladder within the seat. Easy-to-reach rocker switches on the side of the seat control the built-in compressor, adding and bleeding off air with the quick push of a button to help relieve stress from the lower back, tailbone or lower extremities. On a long run, occasionally inflating and deflating the air bladders reduces the "numb butt" effect by improving the blood flow to the extremities. So grab a seat. And enjoy the ride.

A. ROAD ZEPPELIN AIR ADJUSTABLE SEAT

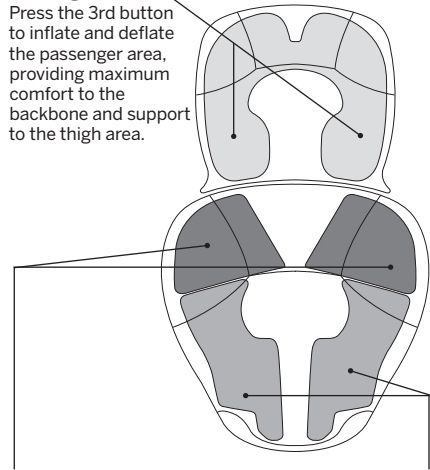
The Road Zeppelin seat's ergonomically friendly design combines a narrow front nose for ease of touching the ground at a stop with a wide seating surface for long-range rider and passenger comfort. The easy-to-clean vinyl seat is finished with an embroidered Road Zeppelin logo that lets everyone see that you take riding comfort seriously. The slotted seat accepts an optional rider backrest or passenger grab rail for additional touring comfort.

52000201

Fits '08-later Touring (except '23-later FLHFB, FLHXSE, FLTRXSE and '24-later FLHX, FLTRX and FLTRXSTSE and '25-later FLHXU) and '09-later Tri Glide® models. '14-'16 models require separate purchase of Electrical Harness Extension P/N 69200722. '17-later models require Electrical Harness Extension P/N 69201599A. Installation on some '12-'13 CVO™ models requires removal of fender trim strips. Seat width 20.0"; passenger pillion width 14.5".

Passenger Zone

Press the 3rd button to inflate and deflate the passenger area, providing maximum comfort to the backbone and support to the thigh area.



Lower Back Zones

Press the 2nd button (rider only) to adjust the support in the lower back zone chambers, relieving pressure points in the lower back.

Thigh Zones

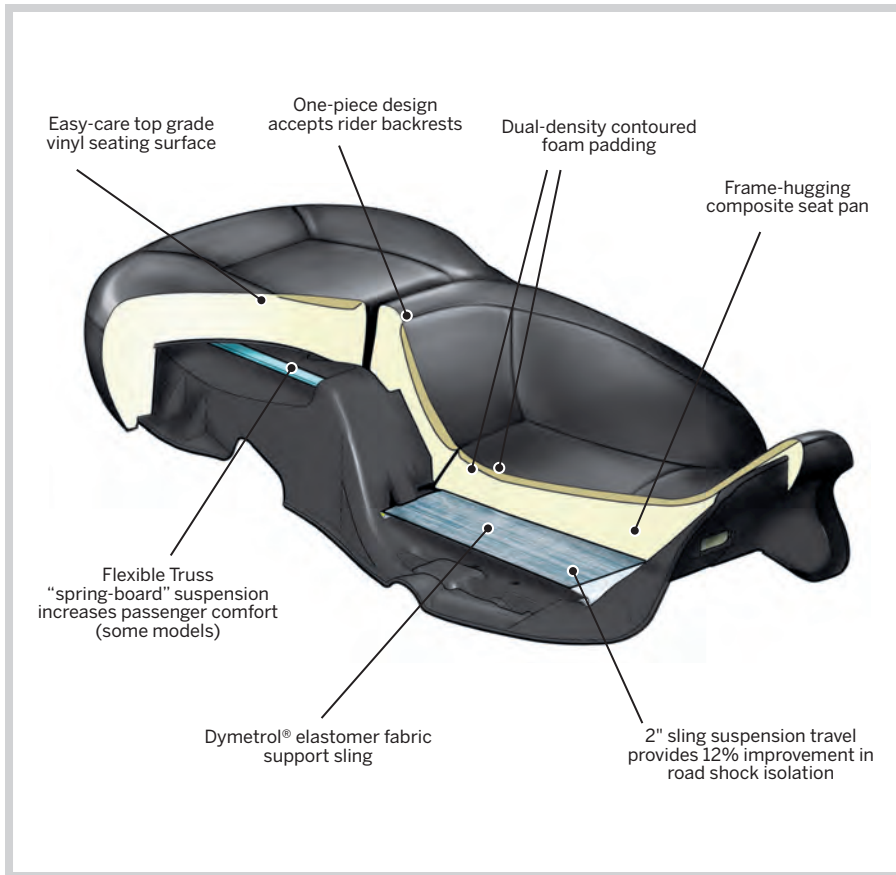
Press the 1st button to adjust pressure in the two thigh zone chambers, improving blood flow to lower extremities and adding support to thighs.



A. ROAD ZEPPELIN AIR ADJUSTABLE SEAT

B. HARLEY® HAMMOCK TOURING SEATS

Stay in the saddle all day. These Harley® Hammock Seats feature broad seating surfaces and a shallow bucket shape to distribute the weight and reduce pressure points. Beneath the 2" of traditional dual-density foam, the rider's weight is supported by a revolutionary fabric suspension system. The sling-like suspension system is integrated into the seat and acts like a hammock, providing 2" of suspension above the seat pan. This internal system prevents bottoming out and provides a 30% improvement in comfort and endurance over the long haul by sheltering the rider from pothole and highway expansion joint impacts. The generous seat length permits freedom of movement on long rides, making this seat a perfect option for taller riders.



B. HARLEY HAMMOCK RIDER AND PASSENGER TOURING SEAT



C. HARLEY HAMMOCK RIDER AND PASSENGER TOURING SEAT – '14-LATER MODELS



C. HARLEY HAMMOCK RIDER AND PASSENGER TOURING SEAT – '97-'13 MODELS

TOURING & TRIKE 181

Seating – Harley® Hammock

C. HARLEY® HAMMOCK RIDER AND PASSENGER TOURING SEAT

Protect the backside of both rider and passenger from harsh road conditions. With its revolutionary suspension systems, this Harley® Hammock Rider and Passenger Touring Seat offers increased isolation from sharp road impacts. For the rider, sling-like fabric suspension system acts like a hammock to reduce impacts and the 2" of traditional foam on top provides additional support. For the passenger, a multiple spring-board style suspension system along with 2" of traditional foam provides 15% improvement in passenger comfort. When compared to the Hammock Seat offered on select '14-later CVO™ models, this Hammock Seat reduces the bucket shape to accommodate a wide variety of rider sizes and allows fore-and-aft movement to vary the position on a long ride. Available with or without dual-zone heated rider and passenger seating areas, this seat's vinyl surface is easy to clean and maintain. Can be equipped with Rider Backrest (sold separately) on most models.

Standard Harley Hammock Seat

52000566 Without Heat. Fits '14-later Touring (except '23-later FLHFB, FLHXSE, FLTRXSE and '24-later FLHX, FLTRX and FLTRXSTSE and '25-later FLHXU) and Tri Glide® models. Installation on '14-'20 Tri Glide models requires removal of grab rail. Seat width 17.0"; passenger pillion width 15.0"

52000567 Without Heat. Fits '09-'13 Touring and Trike models. Also fits '14-later Touring models not equipped with Tour-Pak® luggage. Trike models require separate purchase of Paint Guard Kit P/N 52000013. Does not fit models equipped with Passenger Grab Rail. Installation on '12-'20 CVO™ models requires removal of fender trim strips. Seat width 17.5"; passenger pillion width 15.0"

52000072 Without Heat. Fits '97-'07 Electra Glide® and Road Glide® models. Seat width 18.0"; passenger pillion width 15.5"

Heated Harley Hammock Seat

Heated Harley Hammock seats feature switch-activated dual-zone controls for rider and passenger.

52000564 With Heat. Fits '14-later Touring® (except '23-later FLHFB, FLHXSE, FLTRXSE and '24-later FLHX, FLTRX and FLTRXSTSE and '25-later FLHXU) and Tri Glide models. '14-'16 models require separate purchase of Electrical Harness Extension P/N 69200722. '17-later models require Electrical Harness Extension P/N 69201599A. Installation on '14-'20 Tri Glide models requires removal of grab rail. Seat width 17.0"; passenger pillion width 15.0"

52000565 With Heat. Fits '09-'13 Touring and Trike models. Also fits '14-'20 Touring models not equipped with Tour-Pak® luggage. '14-'16 models require separate purchase of Electrical Harness Extension P/N 69200722. '17-later models require Electrical Harness Extension P/N 69201599A. Trike models require separate purchase of Paint Guard Kit P/N 52000013. Does not fit models equipped with Passenger Grab Rail. Installation on '12-'20 CVO™ models requires removal of fender trim strips. Seat width 17.5"; passenger pillion width 15.0"

182 TOURING & TRIKE

Seating – Sundowner™

SUNDOWNER™ SEATS

The Sundowner™ Seat provides the maximum in long-riding comfort. The deep-bucket design puts your body in the proper touring position and the generous padding makes it comfortable for both the rider and passenger as the miles are adding up. The dished shape provides added rider back support and the wide passenger pillion is shaped to minimize pressure points.

A. SUNDOWNER SEAT – SMOOTH

The smooth cover complements any Touring model. Seat accepts rider backrest for additional touring comfort.

52000128

Fits '14-later Touring (except '21-later FLH, '23-later FLHFB, FLHXSE, FLTRXSE, '24-later FLHX, FLTRX and FLTRXSTSE and '25-later FLHXU) and Tri Glide® models. Seat width 14.5"; passenger pillion width 13.0".

52093-08A

Fits '08-'13 Touring and Trike models. Also fits '14-later Touring models not equipped with Tour-Pak® luggage. Installation on '12-later CVO™ models requires removal of fender trim strips. Seat width 16.0"; passenger pillion width 14.0".

51726-05

Fits '97-'07 Road King® and FLHX models. Also fits '97-'07 Electra Glide® and Road Glide® models equipped with Fuel Tank Console P/N 71288-03A or Trim Piece P/N 52447-96. Seat width 15.0"; passenger pillion width 12.0".

51542-01B

Fits '97-'07 Electra Glide (except FLHX) and Road Glide models. Seat width 16.0"; passenger pillion width 13.5".

B. SUNDOWNER SEAT – FREEWHEELER®

This Sundowner seat is finished in rich black vinyl and is styled to complement the Freewheeler® Trike model's Original Equipment seat.

52000183

Fits '15-later FLRT models. Seat width 15.0"; passenger pillion width 11.0".

C. SUNDOWNER SEAT – ROAD KING® CLASSIC BASKETWEAVE

Decorated with a pleated leather valance and chrome Road King Classic concho, the seat stays true to Road King Classic styling. Accepts rider backrest for additional touring comfort.

51615-99C

Fits '97-'07 Road King and FLHX models. Also fits '97-'07 Electra Glide and Road Glide models equipped with Fuel Tank Console P/N 71288-03A or Trim Piece P/N 52447-96. Seat width 15.0"; passenger pillion width 12.0".

D. SUNDOWNER™ SEAT – '06-'10 STREET GLIDE® STITCHING

Decorated with tuck and roll pleating, the Sundowner™ Seat complements the '06-'10 Street Glide® styling. Accepts rider backrest for additional touring comfort.

51630-09A

Fits '08-'13 Touring (except '21-later FLH, '23-later FLHFB, FLHXSE, FLTRXSE, '24-later FLHX, FLTRX and FLTRXSTSE) and Trike models. Also fits '14-later Touring models not equipped with Tour-Pak® luggage. Installation on '12-later CVO™ models requires removal of fender trim strips. Seat width 16.0"; passenger pillion width 14.0".



A. SUNDOWNER SEAT – SMOOTH (52000128 SHOWN)



B. SUNDOWNER SEAT – FREEWHEELER



C. SUNDOWNER SEAT – ROAD KING CLASSIC BASKETWEAVE



D. SUNDOWNER SEAT – '06-'10 STREET GLIDE STITCHING (51630-09A SHOWN)

TOURING & TRIKE 183

Seating – Low Profile

E. DRAG SEAT

For those who live for the moment red lights turn green, the Drag Seat is destined to keep the rider firmly planted in the bike under hard acceleration and maneuvering. The raised pillion of the Drag Seat provides increased support when you need it most. Structural ridges of foam provide increased grip without compromising comfort. The exposed light-weight aluminum seat pan provides a rigid foundation for the seat and offers better rider feedback from the vehicle under aggressive maneuvering. Seat Width: 12.33" Pillion Width: 9.74"

Fits '14-later Touring (except '21-later FLH, '23-later FLHFB, FLHXSE, FLTRXSE, '24-later FLHX, FLTRX and FLTRXSTSE and '25-later FLHXU) models. Does not fit Trike models. Does not fit models equipped with Passenger Grab Rails or vehicles equipped with Tour-Pak® luggage carrier.

52000461 Gloss Black Base.

52000452 Brushed Aluminum Base.



E. DRAG SEAT – GLOSS BLACK BASE

F. LEATHER BADLANDER® SEAT

The traditional Badlander® seat's low and lean style sets the stage for your minimalist custom ride. The frame-hugging rider seat and the slim tapered passenger pillion visually stretch the bike and enhance the slammed look. The seat shape stays low along its entire length and follows the lines of the bike with minimal disruption, and delivers a riding position that is lower and generally farther back than the stock seat. Ideal for both short riders needing to be closer to the ground, or for tall riders that want to bove back in the bike without sitting higher. This seat is wrapped in supple top-grain leather and finished with an embroidered Harley-Davidson script. Kit includes leather grab strap and mounting hardware.

52000257

Fits '08-later Touring (except '21-later FLH, '23-later FLHFB, FLHXSE, FLTRXSE, '24-later FLHX, FLTRX and FLTRXSTSE and '25-later FLHXU) models. Does not fit Trike models. Installation on '12-later CVO™ models requires removal of fender trim strips. Seat width 13.0"; passenger pillion width 6.0".



F. LEATHER BADLANDER SEAT

G. BADLANDER SEAT

Clean smooth covers, subtle top-stitching and a frame-hugging profile add up to a statement only Harley could create. The low design delivers a reduced seat height that is ideal for riders that want the shortest possible reach to the ground, and the long and lean shape allows tall riders to move back from the hand and foot controls without sitting higher on the bike. Kit includes grab strap and all mounting hardware. Does not accept a rider backrest.

52067-08A

Fits '08-later Touring (except '21-later FLH, '23-later FLHFB, FLHXSE, FLTRXSE, '24-later FLHX, FLTRX and FLTRXSTSE and '25-later FLHXU) models. Does not fit Trike models. Installation on '12-later CVO models requires removal of fender trim strips. Seat width 13.0"; passenger pillion width 6.0".

52066-97C

Fits '97-'07 Road King® (except FLHRS) and FLHX models. Also fits '97-'07 Electra Glide® and Road Glide® models equipped with Fuel Tank Console P/N 71288-03A or Trim Piece P/N 52447-96. Seat width 12.25"; passenger pillion width 4.5".

52265-01A

Fits '97-'07 Electra Glide (except FLHX) and Road Glide models. Seat width 12.5"; passenger pillion width 4.5".



G. BADLANDER SEAT

H. LEATHER LOW-PROFILE BUCKET SEAT

A custom-look low and slammed seat, with a bucket contour for added support. Features embroidered logo and an opening that receives a matching Rider Backrest.

52095-08A

Fits '08-later Touring (except '21-later FLH, '23-later FLHFB, FLHXSE, FLTRXSE, '24-later FLHX, FLTRX and FLTRXSTSE and '25-later FLHXU) and Tri Glide® models. Installation on '12-later CVO models requires removal of fender trim strips. Seat width 15.0"; passenger pillion width 8.5".



H. LEATHER LOW-PROFILE BUCKET SEAT

NOTE: Some Harley-Davidson® seats are made of leather. Fine leathers or other natural materials WILL gain "character," such as wrinkles or wear, with age. This is normal. A fine, aged patina and character wrinkles are a sign of the extremely high-quality materials used to construct your seat or backrest. The appearance of scars or marks on the leather are a result of using natural leather panels and should not be thought of as an imperfection. Please use Harley-Davidson® Leather Protectant P/N 93600034 to protect your investment.

TOURING

184 TOURING & TRIKE

Seating – Low Profile

LOW-PROFILE SOLO TOURING SEATS AND PILLIONS

Set your custom bagger apart with a Low-Profile Solo Seat that combines street-rod style with a surprising touch of comfort. Start with a shape that distributes your weight across a wide surface area to reduce pressure points. Then, add a tapered nose that brings the legs closer together to shorten the reach to the ground. The result is the slammed custom seat that you crave, with enough comfort and support to let you actually spend time in the saddle. Finish the look with your choice of matching passenger pillion, sissy bar pad and Tour-Pak® carrier backrest pad.

A. LOW-PROFILE SOLO TOURING SEAT – SMOOTH VINYL

Wrapped in supple black vinyl, this Low-Profile Solo Seat is shaped to hug the frame and place the rider "in" the bike – not on top of it. The slight bucket shape cradles the rider, and keeps him or her from sliding rearward during acceleration.

52000249

Fits '09-later Touring models (except '21-later FLH, '23-later FLHFB, FLHXSE, FLTRXSE, '24-later FLHX, FLTRX, FLTRXSTSE and '25-later FLHXU). Does not fit Trike models. Does not accept Rider Backrest. Seat width 15.0".

Shown with:

LOW-PROFILE PASSENGER PILLION – SMOOTH VINYL

Enveloped in smooth black vinyl, this Passenger Pillion is the perfect complement to the Smooth Vinyl Low-Profile Solo Seat. Easy on-and-off installation lets you change from a two-up tourer to a stripped-down cruiser in seconds. Includes matching grab strap.

52400141

Fits '09-later Touring models equipped with Solo Seat P/N 52000248. Does not fit Trike models. Pillion width 11.0". Does not fit '23-later FLHFB, FLHXSE, FLTRXSE, '24-later FLHX, FLTRX, FLTRXSTSE and '25-later FLHXU models.

B. LOW-PROFILE SOLO TOURING SEAT – BLACK DIAMOND

Swathed in textured black vinyl, this Low-Profile Solo Seat features a custom diamond-pleated seating surface highlighted with double-row toast-colored accent stitching. The rich materials add an elegant finish to your custom bagger.

52000248

Fits '09-later Touring models (except '21-later FLH, '23-later FLHFB, FLHXSE, FLTRXSE, '24-later FLHX, FLTRX, FLTRXSTSE and '25-later FLHXU). Does not fit Trike models. Does not accept Rider Backrest. Seat width 15.0".

Shown with:

LOW-PROFILE PASSENGER PILLION – BLACK DIAMOND

Layered in a combination of smooth and textured black vinyl, this Passenger Pillion is the perfect complement to the Black Diamond Low-Profile Solo Seat. Easy on-and-off installation lets you change from a two-up tourer to a stripped-down cruiser in seconds. Includes matching grab strap.

52400140

Fits '09-later Touring models equipped with Solo Seat P/N 52000248. Does not fit Trike models. Pillion width 11.0". Does not fit '23-later FLHFB, FLHXSE, FLTRXSE, '24-later FLHX, FLTRX, FLTRXSTSE and '25-later FLHXU models.

C. LOW-PROFILE SOLO TOURING SEAT – MAHOGANY BROWN

Finished with a rich textured mahogany-brown vinyl and upholstered in a custom diamond-pleat pattern with complementing double-row gold stitching, this Low-Profile Solo Seat brings a non-traditional look to your Touring model.

52000057

Fits '09-later Touring models (except '21-later FLH, '23-later FLHFB, FLHXSE, FLTRXSE, '24-later FLHX, FLTRX, FLTRXSTSE and '25-later FLHXU). Does not fit Trike models. Does not accept Rider Backrest. Seat width 15.0".

Shown with:

LOW-PROFILE PASSENGER PILLION – MAHOGANY BROWN

Dressed in rich textured brown vinyl and finished with elegant gold stitching, this Passenger Pillion is the perfect complement to the Mahogany Brown Solo Seat. Easy on-and-off installation lets you change from a two-up tourer to a stripped-down cruiser in seconds. Includes matching grab strap.

52400040

Fits '09-later Touring models equipped with Solo Seat P/N 52000248. Does not fit Trike models. Pillion width 11.0". Does not fit '23-later FLHFB, FLHXSE, FLTRXSE, '24-later FLHX, FLTRX, FLTRXSTSE and '25-later FLHXU models.



A. LOW-PROFILE SOLO TOURING SEAT – SMOOTH VINYL (SHOWN WITH LOW-PROFILE PASSENGER PILLION)



B. LOW-PROFILE SOLO TOURING SEAT – BLACK DIAMOND (SHOWN WITH LOW-PROFILE PASSENGER PILLION)



C. LOW-PROFILE SOLO TOURING SEAT – MAHOGANY BROWN (SHOWN WITH LOW-PROFILE PASSENGER PILLION)



D. PASSENGER GRAB RAIL – CHROME (52400090 SHOWN)



E. SEAT HARDWARE KIT – SOLO SEAT TO TWO-UP SEAT



F. QUICK-RELEASE SEAT HARDWARE KIT – GLOSS BLACK



D. PASSENGER GRAB RAIL – GLOSS BLACK (52400091 SHOWN)



F. QUICK-RELEASE SEAT HARDWARE KIT – CHROME



G. SEAT MOUNTING NUTS – GLOSS BLACK

TOURING & TRIKE 185

Seating – Accessories

D. PASSENGER GRAB RAIL

Add comfort and confidence for your riding companion. This easy-to-install handrail provides a convenient hand grip for your passenger and a secure tie-down point for pillion-mounted touring luggage.

Fits '14-'24 Touring (except '21-later FLH, '23-later FLHFB, '23-later Touring equipped with OE seat, '23-later FLHXSE, FLTRXSE, FLTRXSTSE, '24-later FLHX and FLTRX) and Tri Glide® models. Does not fit models equipped with Tallboy® Seats or Passenger Armrest Kit P/N 52400073 or FLHTKSE and FLTRUSE models with Original Equipment seat. Does not fit with seat P/N 52000756, 52000757, 52000640, 52000638, or 52000643.

52400090 Chrome.

52400091 Gloss Black.

E. SEAT HARDWARE KIT – SOLO SEAT TO TWO-UP SEAT

Kit contains hardware required to convert Original Equipment Solo Seat fitment to a Two-Up seat.

52100065

Fits '14-later Touring models with Original Equipment solo seats. Required with purchase of a one-piece, two-up seat.

F. QUICK-RELEASE SEAT HARDWARE KIT

This Quick-Release Hardware Kit allows the rider to remove one-piece Harley-Davidson® seats quickly and easily. The knurled knob is easy to install or remove without tools, and the nylon washer keeps the finger tightened knob in place and rattle free. A raised-logo Harley-Davidson® emblem finishes the look. SAE 1/4"-20 thread.

Fits '97-later XG, XL, Dyna®, Softail® (except '12-'17 FLS models equipped with Original Equipment seat), Touring and Trike models equipped with SAE 1/4"-20 seat mount hardware. Does not fit seats equipped with spring-loaded rear seat bracket.

51676-97A Chrome.

10500093 Gloss Black.

G. SEAT MOUNTING NUTS – GLOSS BLACK

When blacking-out your bike, don't miss the details. These gloss black Seat Mounting Nuts take the hassle out of removing your two-piece seat and complete the blacked-out look. These rich black caps dress up the seat mounting tab and the knurled knob makes fastening and unfastening the seat easy work. No tools required. Sold in pairs.

10400049

Fits all Softail and Touring models with Original Equipment or Genuine Motor Accessory 2-piece seat and knurled seat mounting nuts.

186 TOURING & TRIKE

Seating – Rider Backrests

A. ADJUSTABLE RIDER BACKRESTS

Add support for the long haul. With one quick pull from the integrated gas spring, you can instantly adjust the riding position through a 30-degree range. The backrest pad features a sleek shape that provides full lower back support without pushing the rider forward and a slim profile that offers the passenger a few more inches of space. The backrest features a pull knob-activated, five-position, 1.5" height adjustment. The backrest can be easily removed and folds down to allow easier passenger mounting.

Fits '97-later Touring and Trike models equipped with many one-piece slotted seats. This rider backrest may not look appropriate on select Original Equipment, CVO™ seats and accessory seats that are styled with a low-profile look. Installation requires separate purchase of model-specific Adjustable Rider Backrest Mounting Kit.

- | | |
|--------------|------------------------------|
| 1. 52423-09A | Comfort Stitch Style. |
| 2. 52591-09A | Road King® Classic Style. |
| 3. 52546-09A | '06-'10 Street Glide® Style. |
| 4. 52501-09A | Smooth Style. |
| 5. 52300731 | '24 Contrast Stitch. |

Shown with:

ADJUSTABLE RIDER BACKREST MOUNTING KIT

Kit includes mounting bracket, adjustment handle and all required installation hardware.

52596-09A


Required to install Adjustable Rider Backrest on '09-later Touring (except '21-later FLH, '23-later FLHFB, '24 FLHXSE, FLTRXSE and FLTRXSTSE) models. Does not fit Trike models.

54099-10


Required to install Adjustable Rider Backrest on '09-later Tri Glide® models. Also fits '15-later Freewheeler® models equipped with Sundowner™ Seat P/N 52000183.

52593-09A


Required to install Adjustable Rider Backrest on '97-'08 Touring models.



A. ADJUSTABLE RIDER BACKREST KITS



A. ADJUSTABLE RIDER BACKRESTS (SHOWN WITH MOUNTING KIT)



B. RIDER BACKREST



B. RIDER BACKRESTS (SHOWN WITH MOUNTING KIT)



C. RIDER BACKREST ORGANIZER

TOURING & TRIKE 187

Seating – Rider Backrests

B. RIDER BACKRESTS

Add back support for long-haul riding comfort. Contoured backrest pad is shaped to provide full lower back support without pushing the rider forward and the slim profile offers the passenger a few more inches of room. An adjustable support bracket with four mounting locations accommodates different seats and riding positions. The backrest pad angle can be adjusted for maximum comfort.

Fits '88-later Touring and Trike (except '21-later FLH) models equipped with one-piece slotted seat. Installation requires separate purchase of model-specific Rider Backrest Mounting Kit.

- | | |
|--------------|------------------------------|
| 1. 52300739 | Sundowner™ CVO™ Style. |
| 2. 52300732 | '24 Contrast Stitch. |
| 3. 52572-09A | Comfort Stitch Style. |
| 4. 52583-09A | Road King® Classic Style. |
| 5. 51631-09A | '06-'10 Street Glide® Style. |
| 6. 52900-09A | Smooth Leather Style. |
| 7. 52914-09A | Smooth Vinyl Style. |

Shown with:

RIDER BACKREST MOUNTING KIT

Kit includes mounting bracket and all required installation hardware.

52589-09B

Required to install rider backrest on '09-later Touring models. Does not fit '21-later FLH or Trike models. Does not fit '23-later FLHFB, FLHXSE and FLTRXSE models.

52300642

Required to install rider backrest on '09-later Trike models.

52587-09

Required to install rider backrest on '88-'08 Touring models.

C. RIDER BACKREST ORGANIZER

Keep your passenger's essentials close at hand. Convenient storage system is form-fitted to the rider backrest, and provides easy access to a variety of on-road necessities. The two zippered pockets and mesh pouch offer plenty of room for a water bottle, cell phone, keys, registration papers, sunscreen and lip balm, and one zippered pocket features a headphone port for easy connection to a personal music device. The Organizer features side laces for secure installation, and a smooth vinyl face with no raised seams for rider comfort.

93300098

Fits '09-later models equipped with H-D® Rider Backrest.

188 TOURING & TRIKE

Seating Accessories


A. ROAD ZEPPELIN® SEAT PAD

Experience ultimate comfort. Designed to ensure hours of comfort in the saddle, Road Zeppelin® Seat Pads are equipped with a unique air bladder system that allows your weight to be supported evenly across the entire seating surface. Whether you have a low-profile seat or a larger, more comfortable seat, you will feel the benefits. This air bladder system is designed to reduce pressure points, provide shock absorption and reduce vibration. Unlike other mouth-inflated seat pads, the Road Zeppelin Pad features an easy-to-reach integrated hand pump and metered air release valve that permits quick and controllable adjustment. You can easily adjust the comfort and support while seated on the pad. The UV-stable and snag-resistant mesh cover allows air to circulate beneath the rider's body, reducing the temperature trapped between the rider and seat. Shaped to conform to most Harley-Davidson® seats, the pads feature adjustable mounting straps and a non-skid surface to keep them in place. The hand-washable seat pad can be deflated and rolled for compact storage.

52000327 Rider.
Fits rider position on all models equipped with Original Equipment or accessory seats. Also fits passenger position on Touring models with large pillion area. Pad width – 14.0".



A. ROAD ZEPPELIN SEAT PAD



TOURING & TRIKE 189

Seating Accessories

B. CIRCULATOR SEAT AND BACKREST PADS

Keep comfortable on your next long ride. These breathable Circulator Seat and Backrest Pads feature 3D construction that promotes air movement and reduces heat buildup where the rider's body touches the seat or backrest. Designed to keep the rider cool by reducing the perspiration buildup between you and the seating surface, the Circulator Pad can be installed and removed in seconds for easy cleaning. The low-profile design minimizes seat-height change compared to inflatable pads, while enhancing comfort with its shock-absorbing construction. Manufactured of UV-stable materials, these seat and backrest pads resist fading when exposed to the sun. Elastic under-seat strap and non-slip base provide secure installation and the available Circulator Passenger Pillion Pad attaches to the rider pad with hook-and-loop tabs.

51076-10 Large Seat Pad.
Fits Softail®, Touring and Trike models with Original Equipment and accessory seats. Will not fit Bobber or Road Zeppelin® seats. 16.0" wide.

C. RAIN COVERS*

Featuring a handy storage sack, this black nylon, water-resistant, Cordura® cover packs easily and shelters your seat from the storm.

51638-97 Solo Seat.
Fits H-D® solo seats (except XR and FLSTS).

52952-97 Seat with Rider Backrest.
Fits H-D® Touring and Trike seats. Fits with accessory rider backrest.

D. FLHT/FLTR TRIM PIECE

This top-stitched trim piece opens a new world to the Standard Electra Glide® and Road Glide® model owners, allowing fitment of Road King® seats.

52447-96 Fits '94-'07 FLHT and FLTR models.



B. CIRCULATOR SEAT PADS (ROAD KING SHOWN)



B. CIRCULATOR BACKREST PAD



C. RAIN COVER – SEAT WITH RIDER BACKREST



D. FLHT/FLTR TRIM PIECE

***WARNING:** Do not use while riding; could result in death or serious injury.

190 TOURING & TRIKE

Backrests & Racks

A. QUICK-RELEASE SISSY BAR UPRIGHT – FREEWHEELER® MODELS

Add passenger comfort and support to your Freewheeler® Trike model. Designed to blend with the curved lines of the trunk lid, the one piece upright slips into the docking ports and can be removed in seconds with a simple push of the release buttons. When the sissy bar is removed, you can pop in the included decorative caps for a clean custom look. The standard height upright accepts most mid-sized or oversized touring model passenger backrest pads (sold separately) and is the perfect finishing element for your long-distance touring machine. Available in your choice of mirror chrome or gloss black finish.

Fits '15-later FLRT models.

52300324A Chrome.

52300415 Gloss Black.



A. QUICK-RELEASE SISSY BAR UPRIGHT – FREEWHEELER MODELS CHROME



A. QUICK-RELEASE SISSY BAR UPRIGHT – FREEWHEELER MODELS GLOSS BLACK

B. AIR WING LUGGAGE RACK – FREEWHEELER MODELS*

The low-profile aerodynamic styling of the Air Wing Luggage Rack draws your eye with its sleek lines and the engraved Harley-Davidson script adds a signature touch. This full-sized rack protects the trunk lid from scratches. The die-cast wing and lightweight steel tubing are hand-polished before finishing for long-lasting beauty. Kit includes all necessary mounting hardware.

50300097 Chrome.

Fits '15-later FLRT models.

50300295 Gloss Black.

Fits '15-later FLRT and '23-later FLTRT models.



B. AIR WING LUGGAGE RACK – FREEWHEELER MODELS – BLACK



B. AIR WING LUGGAGE RACK – FREEWHEELER MODELS

C. DETACHABLE CONVERSION HARDWARE

Required to install detachable accessories on 25-later FLTRXSTSE models.

54000337

Required for installation of detachable accessories on '25-later FLTRXSTSE models.

54000383A

Required for installation of detachable accessories on '24 FLTRXSTSE models.




C. DETACHABLE CONVERSION HARDWARE – GLOSS BLACK



D. 4-POINT DOCKING HARDWARE KIT – CHROME '14-LATER MODELS



D. 4-POINT DOCKING HARDWARE KIT – GLOSS BLACK '14-LATER MODELS



E. H-D DETACHABLES DOCKING HARDWARE KIT – '97-'08 TOURING MODELS

***WARNING:** Do not use this rack as a seat. Do not exceed the fender rack weight capacity. Using as seat or exceeding this capacity could cause handling problems, which could result in loss of control and death or serious injury.

TOURING & TRIKE 191

Backrests & Racks

D. 4-POINT DOCKING HARDWARE KIT

The ideal choice for maximum versatility, this complete kit contains the docking hardware necessary to install all H-D® Detachables™ accessory options. Even if you only install a passenger backrest today, this kit allows you to add accessories as your touring demands change. Provides docking points to allow installation of H-D Detachables Sissy Bar, Solo Luggage Rack, Two-Up Luggage Rack, Solo Tour-Pak® Luggage Rack or Two-Up Tour-Pak Rack.

Fits '14-later Touring models (except models equipped with rigid-mount Tour-Pak luggage). FLTRXSTSE requires separate purchase of hardware kit 54000337.

52300353 Chrome.

52300354 Gloss Black.

Fits '09-'13 FLHR, FLHRC, FLHT, FLHX, FLHXSE, FLTR, FLTRX and FLTRXSE, '13 FLHRSE and '09 FLTRSE models. For use with H-D Detachables Sissy Bars, Solo Luggage Racks, 2-Up Luggage Racks, Solo Tour-Pak Rack and 2-Up Tour-Pak Rack. FLHRC models require separate purchase of Saddlebag Hinge Stop P/N 90580-09.

54205-09B Chrome.

E. H-D® DETACHABLES™ DOCKING HARDWARE KITS – '97-'08 TOURING MODELS

For Sissy Bar, Solo Luggage Rack or Solo Tour-Pak®
Kit contains the docking hardware necessary to install H-D® Detachables™ accessories on your Road King®, Road Glide®, Street Glide® or Electra Glide® Standard model. Provides docking points to allow installation of detachable Passenger Backrest, Solo Luggage Rack or Solo Tour-Pak® Rack.

53803-06

Fits '97-'08 Touring models (except FLHTCUI and '07-'08 FLHRSE).

For Two-Up Tour-Pak or Two-Up Luggage Rack

Kit contains the docking hardware necessary to install H-D Detachables accessories on your Road King, Road Glide, Street Glide or Electra Glide Standard model. Provides docking points to allow installation of detachable Two-Up Luggage Rack or Two-Up Tour-Pak carrier.

53804-06

Fits '97-'08 Touring models (except FLHTCUI and '07-'08 FLHRSE).

Docking Hardware Fitment Matrix – '97-'08 Models

Touring Detachable	Docking Kit	Diagram
Sissy Bar Upright P/N 52933-97C, 52805-97B, 52935-04A or 52723-06A	53803-06	3 & 4
Two-Up Luggage Rack P/N 53743-97	53804-06	1 & 2
Two-Up Tour-Pak Rack P/N 53276-04A	53804-06	1 & 2
Solo Luggage Rack P/N 53048-06	53803-06	3 & 4

F. LOCKING H-D DETACHABLES LATCH KIT

This unique lock replaces the camlock on your H-D Detachables accessories, providing additional security and peace of mind when parking your vehicle. The kit includes two extended-reach barrel-style keys for easy access to the lock. Key registration and replacement service is available.

Fits all models equipped with detachable Sideplates, Racks and Tour-Pak Luggage Carriers (except '18-later Softail® models with HoldFast™ racks and uprights or '09-later Touring models equipped with detachable Solo Tour-Pak Rack).

92800008 Black.

G. H-D DETACHABLES LATCH KIT – CHROME

Decorative chrome latches are the perfect way to enhance the appearance of your detachable accessories. Meticulously polished and chrome-plated, these easy-to-install rotary latches are a direct replacement for the Original Equipment satin black parts and are a simple way to add a finishing touch to your ride. Latches feature an easy-to-pull finger release to simplify access in hard-to-reach areas.

12600036

Fits all models equipped with detachable Sideplates, One-Piece Sissy Bar Uprights, Racks, and Tour-Pak Luggage Mounting Racks (except '18-later Softail models with HoldFast racks and uprights).



F. LOCKING H-D DETACHABLES LATCH KIT



G. H-D DETACHABLES LATCH KIT – CHROME

192 TOURING & TRIKE

Backrests & Racks

A. H-D® DETACHABLES™ SISSY BAR UPRIGHT

A sissy bar and passenger backrest pad is the starting point for building a complete touring machine. The backrest provides long-range comfort and support and adds a feeling of confidence and control for the passenger. Available in your choice of height, these H-D® Detachables™ One-Piece Uprights can be installed or removed in seconds to add versatility to your ride. A wide variety of Backrest Pads are available for separate purchase.

Fits '09-later Touring models equipped with required Docking Hardware Kits. '09-later Touring models equipped with rigid-mount Tour-Pak® luggage require purchase of appropriate H-D Detachables Tour-Pak Conversion Kit.

52610-09A Short – Chrome.

54248-09A Short – Gloss Black.

52627-09A Standard-Height – Chrome.

54247-09A Standard-Height – Gloss Black.

Fits '97-'08 Road King®, FLHT, FLHX and FLTR models equipped with required Docking Kits. Fits '06-'08 FLHTC models equipped with H-D Detachables Tour-Pak Rack Mounting Kit P/N 53303-07A and Docking Hardware Kit P/N 53803-06.

52933-97C Standard-Height – Chrome.

52723-06A Tall – Chrome.



A. H-D DETACHABLES SISSY BAR UPRIGHT – '09-LATER TOURING MODELS



B. PREMIUM H-D DETACHABLES BACKREST WITH ADJUSTABLE RECLINE

TOURING & TRIKE 193

Backrests & Racks

B. PREMIUM H-D® DETACHABLES™ BACKREST WITH ADJUSTABLE RECLINE

Enhance your passenger's ride with an adjustable passenger backrest. This adjustable backrest allows the passenger to change the recline angle for maximum comfort. Simply turn the glove-friendly locking knobs and adjust the upright to one of three different recline settings. The 3 position settings provide 16 degrees of adjustment, with the mid position that matches a standard backrest recline. The exclusive cam lock H-D® Detachables™ design lets you add or remove the passenger backrest assembly in seconds. Available in chrome and gloss black finishes.

Fits '09-later Touring models equipped with required Docking Hardware Kits (except models equipped with Stealth Detach Luggage Rack and '24-later FLTRXSTSE models). '09-later Touring models equipped with rigid-mount Tour-Pak® luggage require purchase of appropriate H-D Detachables Tour-Pak Conversion Kit.

52300257 Standard-Height – Chrome.



A. SHORT H-D DETACHABLES SISSY BAR UPRIGHT – GLOSS BLACK



A. STANDARD-HEIGHT H-D DETACHABLES SISSY BAR UPRIGHT – CHROME



B. PREMIUM H-D DETACHABLES BACKREST WITH ADJUSTABLE RECLINE



A. H-D DETACHABLES SISSY BAR UPRIGHT – '09-LATER MODELS



A. H-D DETACHABLES SISSY BAR UPRIGHT – '97-'08 MODELS



B. PREMIUM H-D DETACHABLES BACKREST WITH ADJUSTABLE RECLINE – CHROME

194 TOURING & TRIKE

Backrests & Racks

A. PASSENGER BACKREST PAD – COMPACT

Sized to complement low-profile custom seats, this Compact Passenger Backrest Pad combines practical passenger support with custom compact style. Pads include mounting bracket and hardware required for attachment to sissy bar upright.

Fits '18-later Softail® models equipped with Short or Standard Height HoldFast™ Sissy Bar Uprights. Also fits Touring models equipped with Short H-D® Detachables™ Passenger Sissy Bar Upright P/N 52935-04A, 52610-09A or 54248-09A. Will not fit seats with tall passenger pillion pads. Pad height 3.75"; width 6.5".

52300559A Smooth Black Vinyl.

52300558A Fat Bob Styling.

52300556A Fat Boy Styling.



A. PASSENGER BACKREST PAD – COMPACT (52300559A SHOWN)



B. PASSENGER BACKREST PAD – MID-SIZED

Sized to fit both Low and Standard-Height HoldFast Sissy Bar Uprights, these Mid-Sized Backrest Pads feature a gentle curved shape that cradles the spine and provides hours of passenger comfort. Pad height 7.0"; width 6.5".

Fits '18-later Softail models equipped with Standard Height HoldFast Sissy Bar Uprights. Also fits Touring models equipped with Standard-Height H-D Detachables Passenger Sissy Bar Uprights P/N 52300324, 52627-09A, 54247-09A, 52933-97C or 52805-97B, Tall H-D Detachables Passenger Sissy Bar Upright P/N 52723-06A, Premium H-D Detachables Sissy Bar Upright 52300257 or 52300258.

52300733 '24 Contrast Stitch.

52300560 Smooth Black Vinyl.


52300557 Low Rider Styling.



A. PASSENGER BACKREST PAD – COMPACT (52300558A SHOWN)



A. PASSENGER BACKREST PAD – COMPACT (52300556A SHOWN)



B. PASSENGER BACKREST PAD – MID SIZED (52300733 SHOWN)



B. PASSENGER BACKREST PAD – MID-SIZED (52300560 SHOWN)



B. PASSENGER BACKREST PAD – MID SIZED (52300557 SHOWN)



C. SHORT PASSENGER BACKREST PAD – SMOOTH LOOK



D. SHORT PASSENGER BACKREST PAD – '24 CVO STYLE



E. SHORT PASSENGER BACKREST PAD – CVO STREET GLIDE CUSTOM STYLING



F. STYLED BACKREST PAD MOUNT

TOURING & TRIKE 195

Backrests & Racks

C. SHORT PASSENGER BACKREST PAD – SMOOTH LOOK

Smooth top-stitched pad complements most seating surfaces.

51579-05A

Fits Short H-D® Detachables™ Passenger Sissy Bar Upright P/N 52935-04A, 52610-09A or 54248-09A. Also fits '18-later Softail® models equipped with Short or Standard Height HoldFast™ Sissy Bar Uprights. Will not fit seats with tall passenger pillion pads. Pad height 6.5"; width 10.5".

D. SHORT PASSENGER BACKREST PAD – '24 CVO STYLE

The slim profile allows additional passenger room, and the low overall height continues the long and lean profile of your custom Touring bike. Features luxurious Alcantara side panels. Pad height 6.75" (approximate), width 10.875".

52300740

Fits Short H-D Detachables Passenger Sissy Bar Upright P/N 52935-04A, 52610-09A or 54248-09A. Also fits '18-later Softail models equipped with Short or Standard Height HoldFast Sissy Bar Uprights. Does not fit '21-later FLH or seats with tall passenger pillion pads. Pad height 6.5"; width 10.5". Does not fit '23-later FLHFB models.

E. SHORT PASSENGER BACKREST PAD – CVO™ STREET GLIDE® CUSTOM STYLING

Matches '15 CVO Street Glide® Original Equipment seat.

52300361

Fits Short H-D Detachables Passenger Sissy Bar Upright P/N 52935-04A, 52610-09A or 54248-09A. Will not fit seats with tall passenger pillion pads. Also fits '18-later Softail models equipped with Short or Standard Height HoldFast Sissy Bar Uprights. Pad height 6.5"; width 10.5".

F. STYLED BACKREST PAD MOUNT

This custom Backrest Mounting Plate replaces the stamped metal mount for a distinctive look. The mirror-finished bracket, chrome-plated mounting hardware and Vivid Black insert contrasts with a leather or vinyl backrest pad to dress your Touring bike in style.

52825-05

Fits Touring models equipped with H-D Detachables Sissy Bar Upright P/N 52805-97B, 52935-04A, 52933-97C, 52723-06A, 52610-09A, 52627-09A, 52300257 or 52300258. Also fits '18-later Softail models equipped with HoldFast Sissy Bar Uprights (except if equipped with Compact Size Pad).

196 TOURING & TRIKE

Backrests & Racks

PASSENGER BACKREST PADS – MID-SIZED

Sized to fit Standard-Height and Tall Touring Sissy Bar Uprights. Available to match a wide variety of seat stitch designs, these Mid-Sized Backrest Pads feature a gentle curved shape that cradles the spine and provides hours of passenger comfort.

Fits Standard-Height H-D® Detachables™ Passenger Sissy Bar Uprights P/N 52300324, 52627-09A, 54247-09A, 52933-97C or 52805-97B, Tall H-D Detachables Passenger Sissy Bar Upright P/N 52723-06A, Premium H-D Detachables Sissy Bar Upright 52300257 or 52300258. Also fits '18-later Softail® models equipped with Short or Standard Height HoldFast™ Sissy Bar Uprights. Pad height 8.0"; width 12.0".

A. MID-SIZED PASSENGER BACKREST PAD – SMOOTH TOP-STITCHED

Styled to match 2024 CVO® Seats.

52300734

B. MID-SIZED PASSENGER BACKREST PAD – LEATHER

Styled to match Leather Low-Profile Bucket Seat P/N 52918-98A.

52920-98B

C. MID-SIZED PASSENGER BACKREST PAD – TOP-STITCHED

Smooth top-stitched pad complements most seating surfaces.

52924-98B

D. MID-SIZED PASSENGER BACKREST PAD – COMFORT STITCH

Styled to match Comfort Stitch Seats and Rider Backrests.

51727-05A

E. MID-SIZED PASSENGER BACKREST PAD – '06-'10 STREET GLIDE® STITCHING

Styled to match the '06-'10 Street Glide® model.

51633-06A

PASSENGER BACKREST PADS – OVERSIZED

Sized to fit Standard-Height and Tall Touring Sissy Bar Uprights. Available to match a wide variety of seat stitch designs, these Oversized Backrest Pads feature a large surface area and a generous curved shape that surrounds the passenger's lower back and provides added support for hours in the saddle.

Fits Standard-Height H-D Detachables Passenger Sissy Bar Uprights P/N 52300324, 52627-09A, 54247-09A, 52933-97C or 52805-97B, Tall H-D Detachables Passenger Sissy Bar Upright P/N 52723-06A, Premium H-D Detachables Sissy Bar Upright 52300257 or 52300258. Also fits '18-later Softail models equipped with Short or Standard Height HoldFast Sissy Bar Uprights. Pad height 9.5"; width 13.5".

F. OVERSIZED PASSENGER BACKREST PAD – SMOOTH

Smooth top-stitched pad complements most seating surfaces.

52886-98D

G. OVERSIZED PASSENGER BACKREST PAD – STUDDED

Styled to match studded Original Equipment Road King® and Road King Touring Seat P/N 51617-99C.

52709-97C




A. MID-SIZED PASSENGER BACKREST PAD – SMOOTH TOP-STITCHED



B. MID-SIZED PASSENGER BACKREST PAD – LEATHER



C. MID-SIZED PASSENGER BACKREST PAD – TOP-STITCHED



D. MID-SIZED PASSENGER BACKREST PAD – COMFORT STITCH



E. MID-SIZED PASSENGER BACKREST PAD – STREET GLIDE STITCHING



F. OVERSIZED PASSENGER BACKREST PAD – SMOOTH



G. OVERSIZED PASSENGER BACKREST PAD – STUDDED



H. ADJUSTABLE TWO-UP LUGGAGE RACK – CHROME (CLOSED)



H. ADJUSTABLE TWO-UP LUGGAGE RACK – CHROME (OPEN)



H. ADJUSTABLE TWO-UP LUGGAGE RACK – GLOSS BLACK (OPEN)"

TOURING & TRIKE 197

Backrests & Racks

H. ADJUSTABLE TWO-UP LUGGAGE RACK*

Expand your options at the push of a button. This stylish rack offers style, function and practicality in one. The Adjustable Two-Up Luggage Rack features telescoping side extensions that allow the rider to customize the rack's width in seconds. To accommodate a wide soft bag or duffel, just press the buttons, slide out the side extensions and increase the usable surface area by 50%. When an oversize rack is not required, just slide in the extensions for a clean look. The beefy rack accommodates a load capacity up to 30 pounds and the side rails feature convenient mounting points that easily accept bag tie-down straps and bungee cords. The H-D® Detachables™ rack can be completely removed from the bike in seconds and is designed to accept the internally wired LED Light Kit P/N 68065-10 or 68219-10 (sold separately) for added visibility from the rear. Rack Dimensions: 12.0" D x 12.75" W (Unexpanded); 12.0" D x 18.75" W (Expanded).

Fits '09-later Touring models equipped with 4-Point Docking Hardware Kits (except '09-later CVO™ models with rigid-mount Tour-Pak® luggage). Models equipped with Original Equipment rigid-mount Tour-Pak require purchase of appropriate H-D Detachables Tour-Pak Rack Kit. FLHX, FLHXS, FLHXST, FLTR, FLTRX and FLTRXST models require separate purchase of Antenna Relocation Kit or Hidden Antenna Kit. Some FLHRC EU registration plates may interfere with rack.

50300076B Gloss Black.

***WARNING:** Do not use this rack as a seat. Do not exceed the fender rack weight capacity. Using as seat or exceeding this capacity could cause handling problems, which could result in loss of control and death or serious injury.

198 TOURING & TRIKE

Backrests & Racks

A. AIR WING H-D® DETACHABLES™ TWO-UP LUGGAGE RACK*

The low-profile aerodynamic styling defines the look of this Luggage Rack. Designed to work with or without H-D® Detachables™ Passenger Backrests, this rack can be installed or removed from the Docking Hardware in seconds, creating a truly versatile ride. Available in mirror chrome or rich gloss black finish, the rack draws your eye with its sleek lines and the engraved Harley-Davidson script adds a signature touch. The die-cast wing and lightweight steel tubing are hand-polished before finishing for long-lasting beauty. For added visibility, the rack is designed to incorporate the internal wiring of the Air Wing Rack Light Kit (sold separately) for a clean look.

Fits '09-later Touring models equipped with 4-point Docking Hardware Kits. '09-later Touring models equipped with rigid-mount Tour-Pak® luggage require purchase of appropriate H-D Detachables Tour-Pak Conversion Kit. FLHX, FLHXS, FLHXST, FLTR, FLTRX and FLTRXST models require separate purchase of Antenna Relocation Kit or Hidden Antenna Kit. Some FLHRC EU registration plates may interfere with rack.

54283-09A Chrome.

50300008A Gloss Black.



A. AIR WING H-D DETACHABLES TWO-UP LUGGAGE RACK – CHROME



A. AIR WING H-D DETACHABLES TWO-UP LUGGAGE RACK – GLOSS BLACK



***WARNING:** Do not use this rack as a seat. Do not exceed the fender rack weight capacity. Using as seat or exceeding this capacity could cause handling problems, which could result in loss of control and death or serious injury.

TOURING & TRIKE 199

Backrests & Racks

B. KING H-D® DETACHABLES™ TWO-UP LUGGAGE RACK*

This stylish oversized King Two-Up Luggage Rack adds extra capacity for your cross-town or cross-country ride. The classic harp-shaped rack is constructed of large diameter steel rod, welded and perfectly polished for an elegant look. This rack is first in class with an increased load capacity up to 30 pounds. The large rack with side extensions offers a versatile flat load surface and the slotted side plates provide options for securing soft or rigid carrying bags. Designed to work with or without a H-D® Detachables™ Passenger Backrest, the rack can be installed or removed from the bike in seconds.

Fits '09-later Touring models equipped with 4-point Docking Hardware Kits. '09-later Touring models equipped with rigid-mount Tour-Pak® luggage require purchase of appropriate H-D Detachables Tour-Pak Conversion Kit. FLHX, FLHXS, FLTR and FLTRX models require separate purchase of Antenna Relocation Kit or Hidden Antenna Kit. Some FLHRC EU registration plates may interfere with rack.

50300054B Chrome.

50300058B Gloss Black.



B. KING H-D DETACHABLES TWO-UP LUGGAGE RACK – CHROME

C. STEALTH H-D DETACHABLES TWO-UP LUGGAGE RACK*

Style and practicality in one. This classic four-bar H-D Detachables Luggage Rack flows with the long and lean lines of today's custom rides. The rails and curving support blend together for an integrated floating look and the "stealth" hidden hardware adds to the clean design.

Fits '09-later Touring models equipped with 4-point Docking Hardware Kits (except '09-later Touring models equipped with Premium H-D Detachables Backrest with Adjustable Recline P/N 523000257 and 523000258). '09-later Touring models equipped with rigid-mount Tour-Pak luggage require purchase of appropriate H-D Detachables Tour-Pak Conversion Kit. FLHX, FLHXS, FLTR and FLTRX models require separate purchase of Antenna Relocation Kit or Hidden Antenna Kit. Some FLHRC EU registration plates may interfere with rack.

53566-09B Gloss Black.



B. KING H-D DETACHABLES TWO-UP LUGGAGE RACK – GLOSS BLACK



C. STEALTH H-D DETACHABLES LUGGAGE RACK – GLOSS BLACK



***WARNING:** Do not use this rack as a seat. Do not exceed the fender rack weight capacity. Using as seat or exceeding this capacity could cause handling problems, which could result in loss of control and death or serious injury.

200 TOURING & TRIKE

Tour-Pak® Luggage Accessories

KING TOUR-PAK® LUGGAGE BACKREST PADS

Wrap-around King Tour-Pak® Luggage Backrest Pads are shaped to surround your passenger in comfort. The curved shape cradles the back and the integrated side wings fit naturally beneath your passenger's arms for added support. These backrests feature easy-to-install isolation mounts to reduce contact between the pad and the Tour-Pak luggage. King Backrest Pads are available in a variety of styles to match most seating surfaces.

A. KING TOUR-PAK BACKREST PAD – CVO STYLE

Styled to match 2024 CVO® Seats.

52300744 style.

Fits '14-later Touring and Tri Glide® models equipped with King Tour-Pak luggage. Does not fit '23-later FLHFB models..

B. KING TOUR-PAK LUGGAGE BACKREST PAD – COMFORT STITCH

Styled to match the Comfort Stitch Touring Seat series.

52300314

Fits '14-later Touring and Tri Glide models equipped with King Tour-Pak luggage.

C. KING TOUR-PAK LUGGAGE BACKREST PAD – SMOOTH

Clean, smooth styling complements most seating surfaces.

52300312

Fits '14-later Touring and Tri Glide models equipped with King Tour-Pak luggage.

D. KING TOUR-PAK® LUGGAGE BACKREST PAD – '19 CVO™ MODELS STYLING

Matches '19 CVO™ Original Equipment seat.

52300574

Fits '14-later Touring and Tri Glide® models equipped with King Tour-Pak® Luggage.

E. KING TOUR-PAK LUGGAGE BACKREST PAD – CVO STREET GLIDE STYLING

Matches '15-'16 CVO Street Glide® Original Equipment seat.

52300360

Fits '14-later Touring and Tri Glide models equipped with King Tour-Pak Luggage.



A. KING TOUR-PAK BACKREST PAD – CVO STYLE



F. CHOPPED TOUR-PAK BACKREST PAD – SMOOTH '14-LATER MODELS



B. KING TOUR-PAK BACKREST PAD – COMFORT STITCH '14-LATER MODELS



C. KING TOUR-PAK BACKREST PAD – SMOOTH '14-LATER MODELS



G. CHOPPED TOUR-PAK BACKREST PAD – '19 CVO STYLING



D. KING TOUR-PAK BACKREST PAD – '19 CVO STYLING



E. KING TOUR-PAK BACKREST PAD – '15 CVO STREET GLIDE STYLING



H. CHOPPED TOUR-PAK BACKREST PAD – '15 CVO STREET GLIDE STYLING

TOURING & TRIKE 201

Tour-Pak® Accessories

CHOPPED TOUR-PAK® LUGGAGE BACKREST PADS

Chopped Tour-Pak® Luggage Backrest Pads provide deep padded support for your passenger and a low-profile shape that complements the low, lean look of your Tour-Pak luggage. Easy to install, the floating design of the integrated mounts reduce the contact between the pad and the Tour-Pak carrier to minimize paint scuffing. Chopped Backrest Pads are available in a wide variety of styles to match most seating surfaces.

F. CHOPPED TOUR-PAK LUGGAGE BACKREST PAD – SMOOTH

Clean, smooth styling complements most seating surfaces.

52300319

Fits '14-later Touring (except '21-later FLH and '23-later FLHFB) and Tri Glide® models equipped with Chopped Tour-Pak luggage.

G. CHOPPED TOUR-PAK BACKREST PAD – '19 CVO™ MODELS STYLING

Matches '19 CVO™ Original Equipment seat.

52300572

Fits '14-later Touring (except '21-later FLH and '23-later FLHFB) and Tri Glide models equipped with Chopped Tour-Pak luggage.

H. CHOPPED TOUR-PAK BACKREST PAD – CVO STREET GLIDE STYLING

Matches '15-'16 CVO™ Street Glide® Original Equipment seat.

52300359

Fits '14-later Touring (except '21-later FLH and '23-later FLHFB) and Tri Glide models equipped with Chopped Tour-Pak luggage.

202 TOURING & TRIKE

Tour-Pak® Racks

H-D® DETACHABLES™ TOUR-PAK® LUGGAGE MOUNTING RACKS

Fully loaded, stripped down or anywhere in between, you can tailor your Harley-Davidson® Touring motorcycle to meet the demands of the highway. With H-D® Detachables™ docking hardware, you can transform your ride in the blink of an eye. Switch from a comfortable passenger backrest to load-hauling Tour-Pak® luggage in seconds. You can easily remove the Tour-Pak luggage for easy maneuverability around town and reinstall it for an epic ride across the country. It's your choice and Harley-Davidson provides the flexibility to do it your way.

A. H-D DETACHABLES SOLO TOUR-PAK LUGGAGE MOUNTING RACK*

The Solo Tour-Pak luggage Rack moves a Razor-Pak, Chopped or King Tour-Pak luggage forward to a comfortable back-supporting position. The rack is designed to position the Tour-Pak luggage for solo riding and is adjustable over a .75" range. Simply remove the Tour-Pak luggage from the convenient H-D® Detachables™ docking hardware, add a passenger pillion and the bike is ready for two-up riding. Tour-Pak, Backrest Pad and Docking Hardware sold separately.

53000225 Chrome.

Fits '14-later Touring models equipped with a solo seat. All models require separate purchase of Docking Hardware Kit and Boom!™ Audio Hidden AM/FM/WB Antenna P/N 76000513. Vehicles with stock tour-pak require purchase of Tour-Pak Luggage Conversion Kit P/N 53000291A. Part does not support mounting of the chopped tour-pak. Not for use with Three-Pocket Fairing Pouch P/N 93300054B if used with Docking Kit P/N 52300131. Does not work with Boom! Audio Stage II Tour-Pak Speaker Kit P/N 76000526A. Does not fit '23-later FLHXSE, FLTRXSE, '24-later FLHX and FLTRX models with Chopped Tpak.

53260-09B Chrome.

Fits '09-'13 FLHR, FLHRC, FLHT, FLHX, FLHXSE, FLTR, FLTRX and FLTRXSE, '13 FLHRSE and '09 FLTRSE models. Requires separate purchase of 2-Point or 4-Point Docking Hardware Kit. FLHX and FLTR models require separate purchase of Tour-Pak Antenna Relocation Kit P/N 76556-09. '13 FLHRSE, '10-'12 FLHXSE, '09 FLTRSE and '12-'13 FLTRXSE models require separate purchase of Hidden AM/FM/WB Antenna Kit P/N 76000863.



RACK INSTALLED



RACK REMOVED



A. H-D DETACHABLES SOLO TOUR-PAK MOUNTING RACK



B. H-D DETACHABLES TWO-UP TOUR-PAK MOUNTING RACK – CHROME



B. H-D DETACHABLES TWO-UP TOUR-PAK MOUNTING RACK – GLOSS BLACK



TOURING & TRIKE 203

Tour-Pak® Racks

B. H-D® DETACHABLES™ TWO-UP TOUR-PAK® LUGGAGE MOUNTING RACK*

Change your riding style in less than 60 seconds. The ultimate in touring flexibility, this Tour-Pak® Luggage Rack makes the convenience and protection of a Razor-Pak, Chopped, King or Leather Tour-Pak Luggage System a simple on-and-off proposition. Simple turn latches mount the rack to the bike's docking points and allow you to replace the Tour-Pak luggage with a detachable sissy bar upright for around-town cruising. The mounting rack positions a Tour-Pak behind the passenger pillion and allows the passenger to use the luggage as a supporting backrest. Adjustable over a .75" range, the Tour-Pak can be located for maximum passenger room and comfort. Tour-Pak, Passenger Backrest Pad and Docking Hardware Kit sold separately.

Fits '14-later FLHR, FLHRC, FLHRXS, FLHRSE, FLHT, FLHX, FLHXS, FLHXSE, FLHXST, FLTRXST, FLTRX and FLTRXS models. Requires separate purchase of Docking Hardware Kit. Street Glide® and Road Glide® models require Hidden AM/FM/WB Antenna P/N 76000862 or Antenna Relocation Kit P/N 76000582. Does not work with Boom!™ Audio Stage II Tour-Pak Speaker Kit P/N 76000526A. FLTRXSTSE models require the additional purchase of Detachable Conversion Hardware Kit P/N 54000337

53000221 Chrome.

53000459 Gloss Black.

Fits '09-'13 FLHR, FLHRC, FLHT, FLHX, FLHXSE, FLTR, FLTRX and FLTRXSE and '09 FLTRSE models. Requires separate purchase of 2-Point or 4-Point Docking Hardware Kit. FLHX and FLTR models require separate purchase of Hidden AM/FM/WB Antenna Kit P/N 76000863. '10-'12 FLHXSE, '09 FLTRSE and '12-'13 FLTRXSE models require separate purchase of Hidden AM/FM/WB Antenna Kit P/N 76000863.

53276-09B Chrome.

Fits '97-'08 Road King®, FLHT, FLHX and FLTR models equipped with required docking hardware. FLTR and FLHX models require Antenna Relocation Kit P/N 76326-00A. Does not fit with Layback License Plate Mounting Kit P/N 53385-00. Some EU registration plates may interfere with Tour-Pak Rack. Models with rear fender tip trim can be adapted with the separate purchase of License Plate Relocation Kit P/N 60095-00A.

53276-04A Chrome.



A. H-D DETACHABLES SOLO TOUR-PAK MOUNTING RACK – '14-LATER MODELS




A. H-D DETACHABLES SOLO TOUR-PAK MOUNTING RACK – '09-'13 MODELS



B. H-D DETACHABLES TWO-UP TOUR-PAK MOUNTING RACK – '14-LATER MODELS



B. H-D DETACHABLES TWO-UP TOUR-PAK MOUNTING RACK – '09-'13 MODELS



B. H-D DETACHABLES TWO-UP TOUR-PAK MOUNTING RACK – '97-'08 MODELS



***WARNING:** Do not use this rack as a seat. Do not exceed the fender rack weight capacity. Using as seat or exceeding this capacity could cause handling problems, which could result in loss of control and death or serious injury.



***WARNING:** Do not use this rack as a seat. Do not exceed the fender rack weight capacity. Using as seat or exceeding this capacity could cause handling problems, which could result in loss of control and death or serious injury.

204 TOURING & TRIKE

Tour-Pak® Racks

A. H-D® DETACHABLES™ TOUR-PAK LUGGAGE CARRIER CONVERSION KIT¹ – '97-'13

Transform your Electra Glide model for around-town cruising. This kit includes everything needed to convert the rigid-mount Tour-Pak luggage carrier to an easy on-and-off detachable version. Complete kit includes two-up docking hardware kit, H-D® Detachables™ Two-Up Tour-Pak Rack, chrome license plate holder, reflector and AM/FM antenna relocation hardware.

53246-09C

Fits '09-'13 FLHTC, FLHTCU, FLHTK and FLTRU models. FLHTCU and FLHTK require separate purchase of Wiring Harness P/N 70032-09. FLTRU models require separate purchase of Wiring Harness P/N 69200181.

53303-07A

Fits '97-'08 FLHTC models. '97-'05 models require separate purchase of Light Harness Kit P/N 70113-08.



A. H-D DETACHABLES TOUR-PAK® LUGGAGE CARRIER CONVERSION KIT



A. H-D DETACHABLES TOUR-PAK CONVERSION KIT – '09-'13 MODELS



A. H-D DETACHABLES TOUR-PAK CONVERSION KIT – '97-'08 MODELS



1 WARNING: Do not use this rack as a seat. Do not exceed the fender rack weight capacity. Using as seat or exceeding this capacity could cause handling problems, which could result in loss of control and death or serious injury.



2 WARNING: Disconnecting your DOT-required brake lamp could reduce your visibility to others and result in death or serious injury.

TOURING & TRIKE 205

Tour-Pak® Racks

B. AIR WING TOUR-PAK® LUGGAGE RACK*

The low-profile aerodynamic styling of the Air Wing Tour-Pak® Luggage Rack enhances the look of any Razor-Pak, Chopped or King Tour-Pak lid. Available in mirror chrome or rich gloss black finish, the rack draws your eye with its sleek lines and the engraved Harley-Davidson script adds a signature touch. This full-sized rack protects both Tour-Pak carrier's lid and passenger backrest from scratches. The die-cast wing and lightweight steel tubing are hand-polished before finishing for long-lasting beauty. Kit includes all necessary mounting hardware. For added visibility, the rack is designed to incorporate the internal wiring of the Air Wing Rack Light Kit (sold separately) for a clean look.

Fits King, Chopped and Razor-Pak Tour-Pak carrier lids. Mounting hole pattern matches Premium Tour-Pak Luggage Rack P/N 53665-87.

79179-08 Chrome.

53000063 Gloss Black.

C. AIR WING RACK LED LIGHT KIT

Custom fit to the Air Wing Tour-Pak Rack, this fast-acting LED Light Kit operates as a supplemental rear running light and brake light. The high, center-mount position places the rear light in the line-of-sight of following vehicles and the bright, fast-acting LED lamps get you noticed. Wiring is concealed inside the rack tubes for a clean, custom installation.

Fits '14-later Touring (except '23-later FLHXSE, FLTRXSE, '24-later FLHX, FLTRX and FLTRXSTSE and '25-later FLHXU) and Tri Glide® models equipped with Air Wing Tour-Pak® Luggage Rack P/N 79179-08 or 53000063. Also fits '14-later FLHTKSE and '15-later FLTRUSE models with Original Equipment Tour-Pak® Rack.

68000113 Smoked Lens.

68000112 Red Lens.

Fits '97-'13 Touring models equipped with Air Wing Tour-Pak Luggage Rack P/N 79179-08 or 53000063. Also fits '09-'13 FLHTCUSE models with Original Equipment Touring Rack.

68250-08A Red Lens.



B. AIR WING TOUR-PAK LUGGAGE RACK – CHROME



B. AIR WING TOUR-PAK LUGGAGE RACK – GLOSS BLACK



C. AIR WING RACK LED LIGHT KIT – SMOKED LENS



C. AIR WING RACK LED LIGHT KIT – RED LENS



***WARNING:** Do not use this rack as a seat. Do not exceed the fender rack weight capacity. Using as seat or exceeding this capacity could cause handling problems, which could result in loss of control and death or serious injury.

206 TOURING & TRIKE

Tour-Pak® Racks

A. STEALTH TOUR-PAK® LUGGAGE RACK*

Style and practicality in one. This classic six-bar Tour-Pak® luggage rack flows with the long and lean lines of today's custom rides. The cantilevered aerodynamic rails appear to float above the center spar, imparting a lighter-than-air profile. Hidden hardware adds to the clean design. The Stealth Rack mounts in the same position as the Original Equipment Ultra Limited rack or the accessory Premium and Air Wing Tour-Pak luggage racks, so no additional drilling is required on those models. Use Bungee Cord Soft-Hook Extensions P/N 52300140 to keep your luggage firmly in place.

Fits King, Chopped and Razor-Pak Tour-Pak® carrier lids. Does not fit with Color-Matched Tour-Pak® Spoiler kits.

53000242 Chrome.

53000247 Gloss Black.



A. STEALTH TOUR-PAK LUGGAGE RACK – CHROME



A. STEALTH TOUR-PAK LUGGAGE RACK – GLOSS BLACK

B. SADDLEBAG GUARD RAILS

Bolt on style and protection. These Saddlebag Guard Rails surround and protect the lower portion of the bag, and add a traditional look to your Touring bike. The thick-walled chrome-plated tubing and the elegant cast mounts clamp securely to the Original Equipment saddlebag guards for a seamless look. Offered in Chrome or Gloss Black finish to match any bike style.

Fits '14-later Touring models (except FLHRC, FLHRSE, FLHXSE, FLTRXSE and '24-later FLHX, FLTRX, and FLTRXSTSE and '25-later FLHXU). FLHT, FLHRXS, FLHX, FLHXS, FLHXST, FLTRX, FLTRXS and FLTRXST require separate purchase of Saddlebag Guard and Support kit 90200787 or 90200788. Does not fit with stretched side covers or CVO style rear fender system.

90201903 Chrome.

90201902 Gloss Black.

Also available:

TWIN RAIL CHROME SADDLEBAG GUARD KIT


Kit comes with rear saddlebag guards, side rails, mounting hardware and instructions for easy installation.

90892-09

Fits '09-'13 FLHR, FLHT, FLHTK, FLTR and FLTRU models. Stock on '09-'13 FLHTC and FLHTCU models. FLTR and FLTRU models require separate purchase of Saddlebag Supports P/N 49194-09A, 90781-09A, Nut P/N 7531 (Qty 2) and Antenna Mounting Bracket P/N 76516-09.



B. SADDLEBAG GUARD RAILS – CHROME



B. SADDLEBAG GUARD RAILS – GLOSS BLACK



***WARNING:** Do not use this rack as a seat. Do not exceed the fender rack weight capacity. Using as seat or exceeding this capacity could cause handling problems, which could result in loss of control and death or serious injury.

TOURING & TRIKE 207

Saddlebag Lid Rails

C. AIR WING FENDER RAIL FOR TRIKE – CHROME

The low-profile aerodynamic shape of the Air Wing Fender Rail enhances the look and protects the surface of your Trike's rear fenders. The mirror chrome rails follow the sleek contours of the fenders, and the slim rails and die-cast rear wings complement the available Air Wing Tour-Pak® Luggage Rack. Kit includes left and right rail and all necessary mounting hardware.

61400058

Fits '09-later FLHTCUTG, FLHTCUTGSE and '10-'11 FLHXXX models. Does not fit with Trike Fender Bra P/N 57892-11.

D. AIR WING SADDLEBAG LID RAIL KIT

The low-profile aerodynamic styling of the Air Wing Saddlebag Lid Rail enhances the look and protects the lid of your Color-Matched Hard Saddlebags. Available in mirror chrome or gloss black finish, the rails cascade down the front of the saddlebag to protect the paint from a misplaced boot heel, and the die-cast wing design at the rear complements the style of the Air Wing Luggage Rack. Kit includes all necessary mounting hardware. For added visibility, add the available Air Wing Light Kit (sold separately).

Fits '14-later Touring models (except '23-later FLHXSE, FLTRXSE and '24-later FLHX, FLTRX, FLTRXSTSE and '25-later FLHXU) with Color-Matched Hard Saddlebags. Does not fit FLHXSE or models with saddlebag lid speakers or Passenger Armrest Kit P/N 52400073.

90200792 Chrome.

90200793 Gloss Black.



C. AIR WING FENDER RAIL FOR TRIKE – CHROME



D. AIR WING SADDLEBAG LID RAIL KIT – CHROME



D. AIR WING SADDLEBAG LID RAIL KIT – GLOSS BLACK

208 TOURING & TRIKE

Saddlebag Guards

A. SADDLEBAG TIP-OVER BAR SET – BLACK

Get tip-over protection with sleek low-profile West Coast performance style, without “old school” hoops. Provides limited cosmetic vehicle protection to the saddlebags in a low-speed tip-over event. Features end caps with Harley-Davidson logo that are easy to replace in event of low-speed tip-over. Factory integrated design for an ideal fit and validated performance. Complementary fit and finish to pair with Flat-Out Bar P/N 49000242.

90202657

Fits '23-later FLHXSE and FLTRXSE, and '24-later FLHX, FLTRX, and FLTRXSTSE and '25-later FLHXU models.

B. SADDLEBAG SUPPORT KIT

Complete the stripped-down look by eliminating the rear saddlebag guards. This kit replaces the Original Equipment loop saddlebag guard and support with an inconspicuous bolt-on bar that supports the saddlebag for a clean, custom appearance. Kit includes left and right support and all necessary mounting hardware.

90200981

Fits '14-later FLH, FLHR, FLHTCU, FLHTCUL, FLHTK, FLHTKL, FLHTKSE, FLTRK, FLTRKSE and FLTRU models. Stock on '14-later FLHRSE, FLHRXS, FLHT, FLHX, FLHXS, FLHXSE, FLHXST, FLTRK, FLTRUSE, FLTRX, FLTRXS and FLTRXST models. Stock on '20-later FLTRXSE and '24-later FLTRXSTSE Does not fit '25-later FLHXSE, FLTRXSE and FLTRXSTSE models.

90881-09A

Fits '09-'13 Touring models (except FLHRC and FLHTCUSE). Stock on '09-'13 FLHX, FLHXSE, FLTR, FLTRU, FLTRX, FLTRXSE, '13 FLHRSE and '09 FLTRSE models. Does not fit with Saddlebag Filler Strip Kits.

46565-04

Fits '97-'08 Touring (except FLHRC) models. Stock on FLHRS, FLHX and '04-'08 FLTR models.

C. REAR SADDLEBAG GUARD AND SUPPORT KIT*

Add protection and style to your ride. Complete kit replaces the under-saddlebag support found on some Touring models with loop-style saddlebag guards for a traditional look. Featured as Original Equipment on many Touring models, these chrome-plated guards protect the leading edge of the saddlebag, and are shaped to accept Saddlebag Guard Bags (sold separately) for added storage. Kit includes saddlebag supports, left and right guards and all necessary mounting hardware.

90200787 Chrome.

Fits '14-later FLHRSE, FLHRXS, FLHT, FLHX, FLHXS, FLHXST, FLHXSE, FLTRU, FLTRUSE, FLTRX, FLTRXS, FLTRXST and FLTRXSE models. Stock on '14-later FLH, FLHR, FLHRC, FLHTCU, FLHTCUL, FLHTK, FLHTKL, FLHTKSE, FLTRK and FLTRKSE models. Does not fit '23-later FLHXSE and FLTRXSE and '24-later FLHX and FLTRX models.

90200788 Gloss Black.

Fits '14-later FLHRSE, FLHRXS, FLHT, FLHX, FLHXS, FLHXST, FLHXSE, FLTRU, FLTRUSE, FLTRX, FLTRXS, FLTRXST and FLTRXSE models. Stock on '14-later FLH, FLHR, FLHRC, FLHTCU, FLHTCUL, FLHTK, FLHTKL, FLHTKSE, FLTRK and FLTRKSE models. Does not fit '23-later FLHXSE and FLTRXSE and '24-later FLHX and FLTRX models.

49282-09B Chrome.

Fits '09-'13 FLHX, FLHXSE, FLTR, FLTRU, FLTRX, FLTRXSE, '13 FLHRSE and '09 FLTRSE models.



A. SADDLEBAG TIP-OVER BAR SET – BLACK



B. SADDLEBAG SUPPORT KIT ('14-LATER MODELS)



B. SADDLEBAG SUPPORT KIT ('09-'13 MODELS)



C. REAR SADDLEBAG GUARD AND SUPPORT KIT – CHROME



D. REAR SADDLEBAG GUARDS



E. REAR SADDLEBAG GUARDS – GLOSS BLACK ('14-LATER MODELS)



F. COMFORT PROFILE REAR SADDLEBAG GUARD KIT

TOURING & TRIKE 209

Saddlebag Guards

D. REAR SADDLEBAG GUARDS

Complete kit replaces the under-saddlebag support with loop-style saddlebag guards for a traditional look. Featured as Original Equipment on many Touring models, these chrome-plated guards protect the leading edge of the saddlebag, and are shaped to accept Saddlebag Guard Bags (sold separately) for added storage. Kit includes saddlebag supports, left and right guards and all necessary mounting hardware.

Fits '23-later FLHXSE and FLTRXSE and '24-later FLHX, FLTRX and FLTRXSTSE models. Stock on '25-later FLHXU. Does not fit with Saddlebag Guard Rails 90201902 and 90201903.

90202507 Chrome.

90202508 Gloss Black.

E. REAR SADDLEBAG GUARDS – GLOSS BLACK*

Add a sinister look to your ride. Designed to replace the Original Equipment chrome-plated guards featured on many Touring models, the blacked-out finish minimizes the look without a reduction in protection.

90200791

Fits '14-later FLHR, FLHRC, FLHTCU, FLHTCUL, FLHTK, FLHTKL, FLHTKSE, FLTRK, FLTRU and '20-later FLTRK and FLTRKSE models. Installation requires reuse of Original Equipment saddlebag supports.

49283-09

Fits '09-'13 Touring models. FLHX, FLTR, FLTRU, FLTRX, FLTRXSE, '13 FLHRSE, '10-'12 FLHXSE and '09 FLTRSE models require separate purchase of Saddlebag Supports P/N 49194-09A and 90781-09A, Nut P/N 7531 (Qty 2) and Antenna Mounting Bracket P/N 76516-09.

46548-03

Fits '97-'08 Touring models. ('04-'08 FLTR, FLHX and FLHRS models require the separate purchase of Saddlebag Supports P/N 49194-85 and 90781-93 and two P/N 3601 and 7686.)

F. COMFORT PROFILE REAR SADDLEBAG GUARD KIT*

The unique profile of these chrome-plated Rear Saddlebag Guards gives your passenger more leg room. A perfect replacement for the Original Equipment saddlebag guards.

49179-09

Fits '09-'13 Touring models (except FLHTC, FLHTCU and FLHTCUSE). '09-'13 FLHX, FLHXSE, FLTR, FLTRU, FLTRX and FLTRXSE, '13 FLHRSE and '09 FLTRSE models require separate purchase of Saddlebag Supports P/N 49194-09A and 90781-09A, Nut P/N 7531 (Qty 2) and Antenna Mounting Bracket P/N 76516-09. FLHRC models require separate purchase of reflectors P/N 59370-98 and 59371-98.

49087-01

Fits '97-'08 FLHR, FLTR, FLHX and FLHT models. FLHRCI models require separate purchase of Reflector P/N 59370-98 and 59371-98. '04-'08 FLTR, FLHX and FLHRS models require separate purchase of Saddlebag Supports P/N 49194-85 and 90781-93 and two each of P/N 3601 and 7686. (Will not fit Saddlebag Guard Bags.)



***WARNING:** These guards may provide limited leg and cosmetic vehicle protection under unique circumstances (fall over while stopped, very low speed slide). They are not made nor intended to provide protection from bodily injury in a collision with another vehicle or any other object.



***WARNING:** These guards may provide limited leg and cosmetic vehicle protection under unique circumstances (fall over while stopped, very low speed slide). They are not made nor intended to provide protection from bodily injury in a collision with another vehicle or any other object.

210 TOURING & TRIKE

Luggage Accessories

A. PREMIUM TOUR-PAK® LUGGAGE FITTED LINING

Line your Touring bike's luggage to protect your belongings and reduce noise and rattles on the road. Soft-touch felt-finish liner is formed to the interior for a perfect fit. Molded base and sides maximize the interior room, and one-piece design allows easy removal for cleaning and maintenance.

53000323 King Tour-Pak® luggage. Fits '14-later Touring and Tri Glide® models equipped with King Tour-Pak luggage.

53301-06 King Ultra Tour-Pak luggage. Fits '93-'13 Touring (except FLHTK and '10-later CVO™ models) and Trike models equipped with King Tour-Pak luggage with incandescent wrap-around Tail Lamp Kit. Does not fit with Tour-Pak bottom tub mounted accessories.

53000322 Chopped Tour-Pak luggage. Fits '14-later Touring and Tri Glide models equipped with Chopped Tour-Pak luggage. Does not fit with Tour-Pak bottom tub mounted accessories. Does not fit Tri-Glide models or models with Original Equipment King Tour-Pak.



A. PREMIUM TOUR-PAK LUGGAGE FITTED LINING – KING ULTRA '93-'13 MODELS



A. PREMIUM TOUR-PAK LUGGAGE FITTED LINING – KING ULTRA '93-'13 MODELS



A. PREMIUM TOUR-PAK LUGGAGE FITTED LINING – KING '14-LATER MODELS



A. PREMIUM TOUR-PAK LUGGAGE FITTED LINING – CHOPPED '14-LATER MODELS



B. PREMIUM FITTED SADDLEBAG LINING – '24-LATER FLHX AND FLTRX MODELS.



B. PREMIUM FITTED SADDLEBAG LINING – '14-LATER MODELS



C. TOUR-PAK LID FITTED LINING WITH ORGANIZER – PREMIUM BLACK



D. TOUR-PAK LID ORGANIZER/LINER – GRAY



E. TOUR-PAK LID ORGANIZER – TOUR-PAK



F. TRUNK DOOR ORGANIZER



TOURING & TRIKE 211

Luggage Accessories

C. TOUR-PAK® LID FITTED LINING WITH ORGANIZER – PREMIUM BLACK

Equip the Tour-Pak® lid to protect and store your belongings. This Premium Lid Lining features a soft-touch black felt finish to reduce noise, and a convenient series of storage pouches that provide easy access to all your essentials. Four flap pouches and one mesh and one clear pocket provide plenty of storage and a great way to keep keys, cell phones, glasses and papers handy. Hook-and-loop fasteners secure the one-piece formed lining to the lid, and allow easy removal for cleaning and maintenance.

53000392 Fits '14-later Touring and Tri Glide® models equipped with King or Chopped Tour-Pak luggage.

D. TOUR-PAK LID FITTED LINING WITH ORGANIZER – GRAY

Add practical storage to your Tour-Pak luggage. This Lid Lining features a convenient six pocket organizer to keep smaller items conveniently at hand, and is shaped to fit the contours of the Tour-Pak lid for a finished look. The organizer features four enclosed pouches, one mesh pouch and one clear mobile-device pouch. The soft gray finish is the perfect match for the Original Equipment Tour-Pak bottom liner, and the hook-and-loop fasteners permit easy removal for cleaning.

53000302 Fits '14-later Touring and Tri Glide models equipped with King or Chopped Tour-Pak luggage.

E. TOUR-PAK LID ORGANIZER

A true innovation in storage convenience and efficiency, this ingenious lid organizer helps keep smaller items conveniently located under your Tour-Pak lid for easy access. The organizer features five different-sized nylon-meshed pockets, as well as two flaps for additional storage. A great way to keep keys, cell phones, glasses and papers handy.

53249-01B Fits '93-'13 Touring and Trike models equipped with a King, Ultra, Chopped or Razor-Pak Tour-Pak. Does not fit '08-later CVO™ Ultra models with Power Locks, or models equipped with Tour-Pak Spoiler Kit P/N 53149-series, Tour-Pak Light P/N 54302-98A, Mini Tour-Pak Lid Rack P/N 53100-96 or Contoured Tour-Pak Luggage Rack P/N 79148-06A.

F. TRUNK DOOR ORGANIZER

For on-the-road storage and efficiency, this ingenious organizer helps keep smaller items conveniently located on your trunk door for easy access. The easy-to-install self-adhesive organizer features two large nylon-mesh pockets with hook-and-loop-secured flaps that offer quick access to keys, cell phones, glasses, gloves and maps. Organizer features an embossed Harley-Davidson script logo. Add the matching Tour-Pak Lid Organizer P/N 53249-01B inside the Tour-Pak luggage for maximum organization.

93300001 Fits '09-later FLHTCUTG and '10-'11 FLHXXX models.

212 TOURING & TRIKE

Luggage Accessories

A. TOUR-PAK® WALL ORGANIZER

Convenient storage system wraps the interior walls of your King Tour-Pak® luggage for easy access to keys, cell phones, maps and gloves. The organizer features a variety of mesh and enclosed pockets, sized perfectly to keep small items close at hand. Easily installed with included hook-and-loop tabs.

53000303

Fits '14-later Touring and Tri Glide® models (except CVO™ models) equipped with King Tour-Pak Luggage.



A. TOUR-PAK WALL ORGANIZER – '14-LATER MODELS



B. SADDLEBAG WALL ORGANIZER

Convenient storage system equips the interior wall of your Color-Matched Saddlebags for easy access to keys, cell phones, maps, and gloves. The organizer features a combination of mesh and enclosed pouches and pockets that are sized for safe, rattle-free packing. The organizer features a rigid backing that easily attaches to the wall of the saddlebag with the Original Equipment quick-release saddlebag fasteners and is shaped to follow the contour of the saddlebag interior to maximize storage space. Kit includes left- and right-hand organizer.

90202609 Style.

Fits '23-later FLHXSE, FLTRXSE, '24-later FLHX, FLTRX, FLTRXSTSE and '25-later Touring models (except FLHRXS).



B. SADDLEBAG WALL ORGANIZER

C. SADDLEBAG WALL ORGANIZER

Convenient storage system equips the interior wall of your Color-Matched Saddlebags for easy access to keys, cell phones, maps and gloves. The organizer features a combination of mesh and enclosed pouches and pockets that are sized for safe, rattle-free packing. The organizer features a rigid backing that easily attaches to the wall of the saddlebag with the Original Equipment quick-release saddlebag fasteners. Kit includes left- and right-hand organizer.

90200882

Fits '14-'24 Touring models (except '23-later FLHXSE and FLTRXSE, and '24 FLHX, FLTRX, and FLTRXSTSE) equipped with Color-Matched Hard Saddlebags. Also fits '25-later FLHRXS models.

88232-06

Fits '93-'13 Touring models equipped with Hard Saddlebags.



C. SADDLEBAG WALL ORGANIZER – ('14-LATER MODELS SHOWN)



D. TRIKE SADDLEBAGS

Add storage at your fingertips. These vinyl-wrapped rigid side bags are a perfect match to either the Original Equipment or accessory seats and are contoured to fit comfortably under the passenger's legs. Featuring an easy-to-grip chrome-plated finger pull with Bar & Shield Logo, the forward-opening bags snap shut with a strong magnetic closure. The interior can accommodate 2 soda cans or water bottles side by side and is the ideal spot for sunscreen, glasses and your cell phone. Luggage capacity: 700 cubic inches total.

84031-11

Fits '09-later FLHTCUTG and '10-'11 FLHXXX models.



D. TRIKE SADDLEBAGS



E. PREMIUM TRAVEL-PAK – KING TOUR-PAK



E. PREMIUM TRAVEL-PAK – HARD SADDLEBAGS



F. TRAVEL-PAK – KING TOUR-PAK



F. TRAVEL-PAK – HARD SADDLEBAGS



F. TRAVEL-PAK – LEATHER SADDLEBAGS



G. SADDLEBAG COOLER



TOURING & TRIKE 213

Luggage Accessories

E. PREMIUM TRAVEL-PAKS

This collection of fitted luggage provides convenient storage for your next long ride. The bags are manufactured of water resistant ballistic nylon that matches the premium luggage collection. The exterior features comfortable carrying handles, heavy-duty glove-friendly zippers, a zippered pocket, D-rings for optional carrying straps. The padded interior features a variety of convenient storage pockets and plenty of open storage. Saddlebag right-hand bag features an internal padded laptop pocket and plenty of smart storage spaces.

93300072 King Tour-Pak® luggage.

Fits '93-later Touring and Trike models equipped with King Tour-Pak luggage.

93300070 Hard Saddlebags.

Fits '93-later Touring models equipped with Hard Saddlebags. Sold in pairs.

F. TRAVEL-PAKS

Simplify packing and unpacking your motorcycle. These well-constructed, water-resistant bags are designed to fit perfectly into Touring model luggage systems. The soft sides conform to the interior of the luggage to help use every available inch of space. Styled with a Bar & Shield logo, they feature heavy-duty zippers and convenient carrying handles.

53605-97 King Tour-Pak luggage.

Fits '93-later Touring and Trike models equipped with King and Ultra Tour-Pak luggage.

91885-97A Hard Saddlebags.

Fits '93-later Touring models equipped with Color-Matched Hard Saddlebags and '09-'17 VRSCF models equipped with Rigid Saddlebags P/N 91172-09. Sold in pairs.

G. SADDLEBAG COOLER

Keep beverages and snacks cold right in your saddlebag on those hot summer rides. This zippered bag is fully lined and insulated, and fits the full length of your saddlebag.

90200991

Fits '93-later Touring models equipped with Color-Matched Hard Saddlebags.

214 TOURING & TRIKE

Luggage Accessories

A. TRUNK TRAVEL-PAKS

These well-constructed, ballistic nylon bags are designed to fit perfectly into the rear or top-load trunk of the Harley-Davidson® Trike models. Styled to compliment the Premium Luggage Collection, the twin bags feature white piping and a reflective Bar & Shield logo. The bags feature glove-friendly zippered access to the main compartment and convenient outer pouches. Comfortable carrying straps make transportation a breeze. Sold in pairs.

53000431

Fits '09-later Trike models.



A. TRUNK TRAVEL-PAKS



A. TRUNK TRAVEL-PAKS

B. SADDLEBAG GUARD BAG WITH WATER BOTTLE HOLDER – BAR & SHIELD LOGO

Convenient on-the-go storage. Sturdy synthetic leather bags snap to the saddlebag guards for easy access. The storage compartment features a hook-and-loop outer flap and a zippered inner closure to store sunglasses, wallets and cell phones, and the adjoining sleeve securely grips a removable water bottle to help keep you hydrated on the road.

Fits '93-later Touring models equipped with Saddlebag Guards.

93300060 Right Side.

93300061 Left Side.

C. SADDLEBAG GUARD BAG – BAR & SHIELD LOGO

Keep your essentials close at hand. Bags are constructed of sturdy synthetic leather, with hook-and-loop flap covers and a dual zippered opening that provides easy access to the interior. A separate internal zippered soft pouch is perfect for storing smaller items or sunglasses. Synthetic leather bags snap tightly to the saddlebag guard.

Fits '93-later Touring models equipped with Saddlebag Guards.

93300062 Right Side.

93300063 Left Side.



A. TRUNK TRAVEL-PAKS



B. SADDLEBAG GUARD BAG WITH WATER BOTTLE HOLDER – BAR & SHIELD LOGO



C. SADDLEBAG GUARD BAG – BAR & SHIELD LOGO



D. SADDLEBAG LID BRA (90202599 SHOWN)



E. SADDLEBAG LID BRA (90200992 SHOWN)



F. TANK BRA



G. TRIKE REAR FENDER BRA



H. TRIKE SCUFF GUARDS – BODY & FENDER

TOURING & TRIKE 215

Luggage Accessories

D. SADDLEBAG LID BRA – '24-LATER MODELS

Protect your saddlebags from boot scuffs, stone chips and road debris. These custom-fit Saddlebag Lid Bras are made with non-abrasive, fleece-backed vinyl material. Easy to install or remove with new and improved hook-and-loop tab design. Sleek design that integrates onto your saddlebag and enhances the look of your vehicle. Feature small Bar & Shield logos stitched into the material. Kit includes left and right-side Lid Bras.

90202599

Fits '24-later FLHX, FLHXU, FLTRX and FLTRXSTSE. Does not fit with Saddlebag Lid Speakers.

E. SADDLEBAG LID BRA

Protect your saddlebags from boot scuffs, stone chips and road debris. These custom-fit Saddlebag Lid Bras are made with non-abrasive, fleece-backed vinyl material and feature small Bar & Shield logos. Easy to install with hook-and-loop tabs. Kit includes left and right side Lid Bras.

90200992

Fits '14-later Road King, '14-'24 Road Glide® and Electra Glide® (except '24 FLTRX). Fits '14-'22 CVOs without Saddlebag Speakers and '23 CVO™ Road Glide Limited. Does not fit with Saddlebag Lid Rails, Saddlebag Lid Spoilers or Saddlebag Lid Speakers.

57805-03A

Fits '93-'13 Touring models equipped with Color-Matched Hard Saddlebags. Does not fit with Police Model Hard Saddlebags, Saddlebag Lid Rails, Saddlebag Lid Spoilers, or Saddlebag Wing Tips.

F. TANK BRA

Manufactured from non-abrasive, fleece-backed vinyl, this Tank Bra for your Touring model features an embroidered Bar & Shield logo. It protects your fuel tank from belt buckle and key scratches and nicks from road debris. Designed for easy installation and a custom fit without tank or seat removal.

62063-01

Fits '97-later Touring and Trike models.

G. TRIKE REAR FENDER BRA

Protect your Trike's rear fenders from boot scuffs and road debris. These rich black Fender Bras are constructed of non-abrasive fleece-backed smooth vinyl, and are simple to install. Featuring a prominent embossed Bar & Shield logo, these Bras are styled to coordinate with the matching Fairing Bra P/N 57800-00.

57892-11

Fits '09-later FLHTCUTG and '10-'11 FLHXXX models. Not for use with Chrome Fender Trim Kit P/N 83812-09. Does not fit '17-later Canada FLHTCUTG.

H. TRIKE SCUFF GUARDS

Guard against heel marks and stone chips on the leading edges of the rear fender and body of your Trike model. These heavy-duty molded rubber pads are shaped to match the contour of the body, and are easy to install with the pre-applied adhesive. The ribbed surface pattern mirrors the Original Equipment footboard inserts, and offers a clean, smooth-flowing look between the footboards and body.

Fits '09-later FLHTCUTG and '10-'11 FLHXXX models.

83968-10 Body Scuff Guards.

83976-10 Fender Scuff Guards.

216 TOURING & TRIKE


Foot Controls

A. EXTENDED REACH RIDER FOOTBOARD PANS

This kit extends the rider footboard forward of the stock location by 1", providing the tall rider a comfortable riding position. When paired with Extended Reach Brake and Shift Levers, these pans allow riders with large boot sizes ample room to reposition their feet during a long ride. Available in traditional D-shape or Swept Wing design. Extended Reach footboard pans accept Original Equipment or accessory rider footboard inserts. The kit includes left and right footboard pans.

Fits '02-later Touring (except FLHTCUL and FLHTKL and '25-later FLHXU) and Trike models. Also fits '97-'01 Touring models equipped with Extended Reach Billet Style Brake Lever P/N 42638-03.

54145-10 Swept Wing.



A. EXTENDED REACH RIDER FOOTBOARD PANS – SWEEP WING SHAPE

B. BLACK RIDER FOOTBOARD PANS

Complete the blacked-out transformation. Replace the Original Equipment chrome footboard pans with sinister gloss black. Kit includes both the right and left pan, and is installed using the Original Equipment hardware and insert pad. Custom footboard inserts are sold separately.

Fits '12-'16 FLD and '86-'17 FL Softail® (except FLS, FLSS, FLSTFB and FLSTFBS), '86-later Touring (except FLHTCUL, FLHTCUL TC and FLHTKL) and Trike models.

51322-08 Traditional Shape.



B. BLACK RIDER FOOTBOARD PANS – TRADITIONAL SHAPE



C. JIFFY STAND EXTENSION

Jiffy Stand Extension Kits have been ergonomically designed to simplify the deployment and retraction of the jiffy stand. The extension is shaped to simplify locating the tab with your boot, and aid in swinging the jiffy stand into position. The move feels natural, and adds confidence when parking your motorcycle in a tight spot. Kit mounts to Original Equipment jiffy stand, and includes all required mounting hardware.

Fits '91-later Touring models. Does not fit models equipped with Defiance footboards, Burst footboards, or Rider Running Boards P/N 50500158.

50000263 Gloss Black.

50000023 Chrome.



C. JIFFY STAND EXTENSION – CHROME



C. JIFFY STAND EXTENSION – GLOSS BLACK

D. JIFFY STAND AND MOUNT KIT – GLOSS BLACK

With this beautiful gloss black jiffy stand kit, your Dark Custom Touring model won't just stand on its own – it will stand out. Using the Original Equipment jiffy stand and mount to ensure quality and fitment, these pieces are finished in rich gloss black to blend into the frame and help disguise this very visual component on the vehicle. Installation reuses Original Equipment spring and hardware.

50000276

Fits '17-later Touring Models.



D. JIFFY STAND AND MOUNT KIT – GLOSS BLACK

E. RIDER FOOTBOARD HEEL GUARD

Avoid damaged boots and hours of cleaning melted rubber scuff marks from your exhaust shield. This Heel Guard mounts to the right-side rider footboard and protects your boot from contact with the hot exhaust shield. The subtle curved shape keeps the boot heel away without restricting fore-and-aft movement of the rider's foot. Kit includes chrome guard with cutaway Bar & Shield logo and all mounting hardware.

50500225

Fits '12-'16 FLD, '86-'17 FL Softail, '86-later Touring and '09-later Trike models equipped with Traditional and Swept Wing footboards. Does not fit models equipped with Half-Moon, Tapered, Airflow, Defiance, Dominion™ or Burst footboards, Extended Reach Rider Footboards P/N 50409-04 or 54145-10, Rider Running Boards P/N 50500158 or Screamin' Eagle® Fat Exhaust Shields.



E. RIDER FOOTBOARD HEEL GUARD



F. FOLDING HEEL SHIFTER – RETRACTED POSITION



G. HEEL/TOE SHIFTER SHAFT COVER



H. SHIFTER SHAFT LEVER – GLOSS BLACK



I. CUSTOM GEAR SHIFT LINKAGE – ROUND GLOSS BLACK



J. CUSTOM GEAR SHIFT LINKAGES



K. GEAR SHIFT LINKAGE COVERS

TOURING & TRIKE 217

Foot Controls

F. FOLDING HEEL SHIFTER

Give your left foot a little extra room. The Folding Heel Shifter permits the rider to move the rear shift peg out of the way when on the open road, while retaining heel/toe shift functionality around town. Positive detent holds the peg in the selected position, and can be adjusted while riding. Easy to install, the replacement rear lever is chrome-plated, and shaped to match the Original Equipment toe shift lever. Lever accepts stock or accessory shifter peg.

33876-07

Fits '86-'17 FL Softail®, '88-'16 Touring and '08-'16 Trike models.

G. HEEL/TOE SHIFTER SHAFT COVER

Conceal the splined end of the shifter shaft when you remove the heel shift lever. The easy-to-install chrome-plated aluminum billet cap is held in place with a flush Allen® screw for a clean look.

35471-05

Fits '82-'17 FL Softail, and '82-later Touring and Trike models equipped with heel/toe shift levers. Installation requires removal of heel shift lever.

H. SHIFTER SHAFT LEVER – GLOSS BLACK

The perfect companion to black or edge-cut heel and toe shift levers and shift linkages, this Gloss Black Shifter Shaft Lever creates an uninterrupted blacked-out look from the front of the engine to the rear. Manufactured from Original Equipment components, this lever is an exact replacement for the factory-installed chrome-plated part.

33900186

Fits '93-'16 Touring and Trike models.

I. CUSTOM GEAR SHIFT LINKAGE – ROUND GLOSS BLACK

Add the finishing touch to your blacked-out ride. This Gloss Black Shift Linkage is easy to install and includes a transmission lever cover and decorative acorn nuts and bolts for a complete custom look.

33600259

Fits '86-later Softail (except '18-later FXBB, FXBBS, FXLR, FXLRS, FXLRST and '20-later FXST), Touring and Trike models. (Does not fit '97-'99 FLSTS or models equipped with Softail Extended Reach Forward Controls.)

J. CUSTOM GEAR SHIFT LINKAGES

Kick your custom into gear with this collection of high-quality Custom Shift Linkages. Available in a variety of designs to match your bike's style, these aluminum linkages feature aircraft-quality rod ends for easy adjustment and smooth operation. The easy-to-install linkage kit also includes a transmission lever cover for '86-'17 Softail and '86-'16 Touring and Trike models, and decorative acorn nuts and bolts for a complete custom look.

Fits '86-later Softail (except '18-later FXBB, FXBBS, FXLR, FXLRS and FXLRST and '20-later FXST), Touring and Trike models. (Does not fit '97-'99 FLSTS or models equipped with Softail Extended Reach Forward Controls.)

1. 34018-08 Slotted – Black Anodized.

2. 34850-09 Skull.

3. 33801-09 Harley-Davidson Script.

4. 33760-09 Slotted with Bar & Shield Logo.

5. 33814-98A Round.

K. GEAR SHIFT LINKAGE COVERS

A simple and inexpensive way to detail your Touring bike. These easy-to-install chrome-plated covers conceal the stock gear shifter linkage for a brilliant finish. Kit includes all necessary mounting hardware.

Fits '99-'16 Touring and Trike models with stock gear shift linkage.

1. 46303-01 Harley-Davidson Script.

2. 46305-01 Engraved Harley-Davidson.

218 TOURING & TRIKE

Foot Controls

A. BOARD-TO-PEG CONVERSION KIT

Add an aggressive look to your Touring motorcycle. These support kits are designed to allow installation of mini footboards and footpegs. Kit Includes left and right mounting brackets and all necessary installation hardware. Mini footboards and footpegs sold separately.

Fits '09-later Touring models (except '23-later FLHXSE and '18-later FLTRXSE, '24-later FLHX, FLTRX and FLTRXSTSE and '25-later FLHXU). Requires separate purchase of '18-later OE or accessory Softail Standard rider foot pegs.

50501642

B. BILLET STYLE REAR BRAKE LEVER

Styled to complement our billet style mirror stems and shift levers, these Billet Style Rear Brake Levers are forged from billet aluminum, then machined and polished for a beautiful, custom look. Available in your choice of finishes. Lever matches the length of the Original Equipment brake lever. Brake pedal pads sold separately.

Fits '14-later Touring and Trike models.

41600082 Chrome.

41600079 Edge Cut.



A. BOARD-TO-PEG CONVERSION KIT



A. BOARD-TO-PEG CONVERSION KIT



B. BILLET STYLE REAR BRAKE LEVER – CHROME



B. BILLET STYLE REAR BRAKE LEVER – EDGE CUT



C. ENDGAME COLLECTION SHIFT LEVER – BLACK



D. BILLET STYLE HEEL/TOE SHIFT LEVER – EXTENDED REACH



E. BILLET STYLE HEEL/TOE SHIFT LEVER – STANDARD LENGTH, EDGE CUT



F. AIRFLOW COLLECTION HEEL/TOE SHIFT LEVER



C. ENDGAME COLLECTION SHIFT LEVER – GRAPHITE



E. BILLET STYLE HEEL/TOE SHIFT LEVER – STANDARD LENGTH, CHROME



E. BILLET STYLE HEEL/TOE SHIFT LEVER – STANDARD LENGTH, SATIN BLACK



G. HEEL SHIFTER

TOURING & TRIKE 219

Foot Controls

C. ENDGAME COLLECTION SHIFT LEVER

Styled to complement the Endgame Collection controls, this Shift Lever features a slotted design that will give your bike a high-tech, industrial look.

Fits '86-later FL Softail®, '88-later Touring and '08-later Trike models.

33600301 Black.

33600292 Graphite.

D. BILLET STYLE HEEL/TOE SHIFT LEVER – EXTENDED REACH

Stretch out in style. Both the heel and toe sections of this Shift Lever are 1.0" longer than traditional levers, separating the distance between the heel/toe shift by 2.0" total. This added space provides a comfortable riding position for a tall rider, and allows a rider with a large boot extra room to move. Styled to complement our billet style mirror stems, these Billet Style Shift Levers are forged, machined and polished for a beautiful, custom look. When combined with the available Extended Reach Brake Lever, long-limbed riders can straighten their legs and ride in comfort. Kit includes a front and rear lever and mounting hardware.

33600001 Chrome.

Fits '86-'17 FL Softail, '88-later Touring (except '23 FLHXSE and FLTRXSE) and '08-later Trike models. Adversary Touring footboards 50502250 or 50502251 do not fit with Extended Heel Shifters 33600001 or 33600076.

E. BILLET STYLE HEEL/TOE SHIFT LEVER – STANDARD LENGTH

Styled to complement our billet style mirror stems, these Billet Style Shift Levers are forged from 7075-T6 aluminum, then machined and polished for a beautiful, custom look. Available in your choice of mirror chrome, satin black powder coat or edge cut black anodized and machined aluminum finishes. Kit includes a front and rear lever and chrome hardware.

Fits '86-'17 FL Softail, '88-later Touring and '08-later Trike models.

34535-00B Chrome.

34045-10 Edge Cut.

34023-08 Satin Black.

F. AIRFLOW COLLECTION HEEL/TOE SHIFT LEVER

Styled to complement the Airflow Collection, this forged billet aluminum shift lever adds a custom touch to your bike. The lever features a deep groove that catches light and draws your eye. The separate front and rear levers can be easily adjusted for convenient shifting, and the extended-length rear lever provides additional space for larger boots. Kit includes a front and rear lever and mounting hardware. Lever accepts stock or accessory shifter pegs.

33600076 Chrome.

Fits '86-'17 FL Softail, '88-later Touring (except '23 FLHXSE and FLTRXSE) and '08-later Trike models. Adversary Touring footboards 50502250 or 50502251 do not fit with Extended Heel Shifters 33600001 or 33600076.

G. HEEL SHIFTER

Add the convenience of a heel shifter to your footboard-equipped Touring model. This traditional motorcycle Heel Shifter Lever permits you to upshift with a downward tap of your boot heel – eliminating the need to wedge your toe under the forward lever and reducing wear on the top of your boot. Kit includes the chrome plated heel shift lever, shifter shaft spacer, shifter peg and mounting hardware.

Fits '01-later Touring and Trike models. Stock on '84-'19 Touring and Trike. Stock on '20-later CVO™ models only..

33600345 Gloss Black.

33600325 Chrome.

220 TOURING & TRIKE

Foot Controls

A. PASSENGER MINI FOOTBOARD MOUNT KIT

This mount kit permits replacement of the Original Equipment passenger footboards with footpegs or mini footboards, and moves the passenger's foot rearward and inward to give the rider more space between the rider footboard and the passenger foot support. The new position clears the path for your feet to ease walking the bike in and out of parking spaces. When folded, the pegs are tighter to the bike to reduce the chance of contacting the passenger foot support with your calf. Original equipment on FLHTCUL and FLHTKL model. Kit includes left and right mount, and required installation hardware. Male-mount style passenger footpegs or mini-footboards sold separately.

50500403A

Fits '93-later Touring models. Does not fit Trike models.



A. PASSENGER MINI FOOTBOARD MOUNT KIT



B. PASSENGER FOOTPEG MOUNT – GLOSS BLACK

Manufactured from Original Equipment components for proper fit and proven strength, these footpeg supports replace the factory chrome-finished mounts for a clean, custom look. When installed with blacked-out accessory footpegs, these gloss black footpeg supports tie the pegs to the bike for a seamless, no-contrast look. Kit includes right and left hand mount.

50500578

Fits '93-later Touring models. Does not fit Trike models.



B. PASSENGER FOOTPEG MOUNT – GLOSS BLACK



C. PASSENGER FOOTPEG MOUNT KIT – CHROME

Designed specifically for the sport-touring rider, this chrome-plated kit allows passenger footboards to be removed and replaced with a variety of male mount-style Harley-Davidson® footpegs. The kit has 3 adjustable height positions and includes all hardware.

50198-97C

Fits '93-later Touring models. Does not fit Trike models.



C. PASSENGER FOOTPEG MOUNT KIT – CHROME

D. ADJUSTABLE PASSENGER FOOTPEG MOUNT KIT

Maximize your passenger's riding comfort. Proper foot position reduces the cramped or stretched-out feeling, and relieves pressure on the knees and the tailbone. These adjustable mounts raise and lower the passenger footpeg to accommodate taller and shorter passengers. Easy to adjust with common tools, the mount adjusts through a 360° range (depending on model), allowing both fore and aft and up and down height adjustment. Kit includes left and right adjustable support assembly and all required mounting hardware. Footpegs sold separately.

50763-09

Fits models with H-D® male mount-style passenger footpeg supports (except Softail® models). Does not fit with Heel Raiser Footpeg Kit P/N 50178-09. Does not fit the rider position.



D. ADJUSTABLE PASSENGER FOOTPEG MOUNT KIT

E. PASSENGER FOOTBOARD SUPPORTS

Add the comfort and convenience of passenger footboards to your Touring motorcycle. These supports are designed to allow installation of traditional D-shaped, Swept Wing, Tapered or Old-Style Passenger Footboards (sold separately) on Touring models. Kit includes left and right supports and installation hardware. Add your choice of passenger footboard pan design and footboard insert to complete your custom look.

Fits '93-later Touring and Trike models.

50500042 Black.

53070-00A Chrome.



E. PASSENGER FOOTBOARD SUPPORTS – BLACK



E. PASSENGER FOOTBOARD SUPPORTS – CHROME

TOURING & TRIKE 221

Foot Controls

F. ADJUSTABLE AUXILIARY PASSENGER FOOTPEG MOUNTS

These 3-position adjustable passenger footpeg mounts will keep your companion happy over the long haul. Push-button adjustment lets the passenger reposition their feet to keep blood flowing in all the lower extremities. When combined with the standard footboard, both short- and long-limbed passengers should be able to find a comfortable riding position. Pegs can also be pivoted fully rearward to allow the rider the room to get his or her feet on the ground when walking the bike in and out of parking spaces. Kit includes beautifully chromed left- and right-side adjustable mounts and all installation hardware. Complete the custom look with your choice of footpegs (sold separately).

54157-10

Fits '10-later Touring models with Original Equipment passenger footboards (except CVO™ models or models equipped with Adjustable Passenger Footboard Mount Kit P/N 50768-07A). Also fits '93-later Touring models equipped with Passenger Footboard Kit P/N 50378-07B, 50379-07B or 53070-00A. Does not fit Trike models or models equipped with sidecars. Will not fit with Footpeg P/N 49117-77TB, 49110-98, 91821-85, 50643-82, 50647-82, 49500-92T, 49234-98, 50978-99, 50976-99, 50911-08, 50113-10, 50695-08, 49128-82, 50056-10, 50039-10, 49312-10, 50451-09 and 50178-09.



F. ADJUSTABLE AUXILIARY PASSENGER FOOTPEG MOUNTS – FORWARD & MID POSITION



F. ADJUSTABLE AUXILIARY PASSENGER FOOTPEG MOUNTS – REAR POSITION




G. REACH PASSENGER FOOTBOARD MOUNT KIT

Kit raises the height of your passenger footboards by approximately 2.25" for increased passenger comfort. Especially desirable on '97-later Touring models due to the frame and saddlebag guard change. Includes mounting hardware.

50789-99B

Fits '93-later Touring models. Does not fit Trike models. Does not fit with saddlebag guard bags.



G. REACH PASSENGER FOOTBOARD MOUNT KIT



222 TOURING & TRIKE

Foot Controls

A. PASSENGER FOOTBOARD AND MOUNT KIT

Convenient bolt-on installation. Includes specially designed mounting stud/brackets for proper installation. Footboards fold up when not in use. Kit includes Original Equipment-style aluminum footboards, rubber pads, mounting hardware and passenger footboard supports.

50379-07B

Fits '93-later Touring and Trike models.

B. STREAMLINER PASSENGER FOOTBOARD AND MOUNT KIT

Styled to match the rider footboards on the Road King® Custom, Road Glide® Custom and Street Glide® models, these Swept Wing Passenger Footboards feature a Streamliner-style rubber pad surrounded by a chrome accent. The smooth Swept Wing footboard pan is chrome-plated throughout to add a custom touch, even in the folded position. Designed for convenient bolt-on installation, the complete kit includes chrome-plated aluminum footboards, rubber pads, mounting hardware and passenger footboard supports.

50378-07B

Fits '93-later Touring models. Does not fit Trike models.

C. PASSENGER FOOTBOARD PANS – CHROME

Replace the factory black painted passenger footboard with the custom look of smooth chrome. These chrome-plated Footboard Pans are ready to install using your Original Equipment hardware and the kit includes left- and right-side Footboard Pans. Just add your choice of Footboard Insert for the finishing touch. Footboard Supports sold separately.

Fits '06-'17 Dyna®, '18-later Softail® (except FXDRS, FXFB and FXFBS) and '86-later Touring models equipped with passenger footboard supports. Does not fit Trike models.

50501144 Classic Style.

D. PASSENGER FOOTBOARD PANS – BLACK

Complete the blacked-out transformation. Replace your chrome Passenger Footboard Pans with sinister black. Kit includes left- and right-side Footboard Pans and is installed using the Original Equipment hardware. Custom Footboard Inserts and Footboard Supports sold separately.

Fits '06-'17 Dyna, '18-later Softail (except FXDRS, FXFB and FXFBS) and '86-later Touring models equipped with passenger footboard supports. Does not fit Trike models.

50501610 Classic Style.

E. TRADITIONAL STYLE PASSENGER FOOTBOARD PANS – CHROME

Replace the factory black painted passenger footboard with the custom look of smooth chrome. The kit includes left- and right-hand traditional D-shaped footboard pans, chrome-plated, and ready to install with your Original Equipment hardware. Footboard inserts and footboard supports sold separately.

50752-04

Fits '06-'17 Dyna, '00-later Softail (except FXDRS, FXFB and FXFBS) and '86-later Touring and Trike models equipped with passenger footboard supports.

F. SWEEP WING PASSENGER FOOTBOARD PANS

These unique Swept Wing Passenger Footboard pans complement the Swept Wing Rider Footboard shape, and allow you to replace the Original Equipment passenger footpegs on certain models with footboards. When folded, the footboard displays a mirror chrome surface in your choice of smooth or ball-milled, grooved design. Footboard inserts and footboard supports sold separately.

Fits '06-'17 Dyna, '00-later Softail (except FXDRS, FXFB and FXFBS) and '86-later Touring models equipped with passenger footboard supports. Does not fit Trike models.

50716-04 Chrome – Smooth.



A. PASSENGER FOOTBOARD AND MOUNT KIT




B. STREAMLINER PASSENGER FOOTBOARD AND MOUNT KIT



C. PASSENGER FOOTBOARD PANS – CHROME, CLASSIC STYLE



D. PASSENGER FOOTBOARD PANS – GLOSS BLACK, CLASSIC STYLE



E. TRADITIONAL STYLE PASSENGER FOOTBOARD PANS – CHROME



F. SWEEP WING PASSENGER FOOTBOARD PANS – CHROME SMOOTH



G. HALF-MOON PASSENGER FOOTBOARD PANS – GLOSS BLACK



H. ROAD KING CLASSIC PASSENGER FOOTBOARD COVERS



I. CONCHO PASSENGER FOOTBOARD COVERS



J. HARLEY-DAVIDSON SCRIPT PASSENGER FOOTBOARD COVERS

TOURING & TRIKE 223

Foot Controls

G. HALF-MOON PASSENGER FOOTBOARD PANS AND INSERTS

Styled to match the Half-Moon Rider Footboards, these classic passenger footboards add both style and comfort to your nostalgic ride. Available in mirror-finish chrome or gloss black finish, the kit includes left and right footboard pan and vibration-isolation footboard inserts. Model-specific footboard mounts are sold separately.

Fits '06-'17 Dyna®, '00-later Softail® (except FXDRS, FXFB and FXFBS) and '86-later Touring models equipped with passenger footboard supports. Does not fit Trike models.

50810-08 Gloss Black.

H. ROAD KING® CLASSIC PASSENGER FOOTBOARD COVERS

The latest in the family of Road King® Classic-inspired accessories, this chrome-plated steel footboard cover features a chrome die-cast Road King Classic medallion with black accents and a stylish leather accent piece. Mounting hardware included.

50246-00

Fits '06-'17 Dyna, '86-'17 FL Softail and '87-later Touring and Trike models equipped with traditional D-shaped aluminum passenger footboards.

I. CONCHO PASSENGER FOOTBOARD COVERS

Heritage Softail® Classic model-inspired conchos make these covers look great whether footboards are up or down.

50193-96

Fits '06-'17 Dyna, '86-'17 FL Softail and '87-later Touring and Trike models equipped with traditional D-shaped aluminum passenger footboards.

J. HARLEY-DAVIDSON SCRIPT PASSENGER FOOTBOARD COVERS

These easy-to-install chrome covers are formed to fit over the stock footboard pan to add a touch of style to the profile of your bike. The simple, clean design features a deep embossed Harley-Davidson script for a finishing touch. Kit includes chrome mounting hardware.

50782-91

Fits '06-'17 Dyna, '86-'17 FL Softail and '87-later Touring and Trike models equipped with traditional D-shaped aluminum passenger footboards.

224 TOURING & TRIKE

Engine Guards

A. MUSTACHE ENGINE GUARD*

Combine classic shape and modern function for a unique twist on engine protection. The flow of this engine guard complements the bike's traditional style while the gracefully curved upper section incorporates highway pegs into the shape. The integrated rubber pads offer a comfortable and slip-resistant cushion for your feet while traveling the open road. One-piece engine guard kit includes all required mounting hardware.

Fits '09-later Touring and Trike models (except Road Glide®, '23-later FLHXSE and '24-later FLHX and '25-later FLHXU). Does not fit models equipped with fairing lowers. '15-later FLRT models require the separate purchase of Bracket P/N 45700054. '10-'11 FLHXXX models require the separate purchase of Bracket P/N 83865-09.

49155-09B Chrome.

49442-10A Gloss Black.

B. ENGINE GUARD – CHROME*

Protect your bike without sacrificing ground clearance or style. The one-piece engine guard is designed to complement the lines of the motorcycle, and the bright chrome finish adds the perfect finishing touch.

49184-09A

Fits '09-later Touring except ('18-later FLTRXSE, '21-later FLTRXS, '22-later FLTRXST, '23-later FLTRT and FLHXSE and '24-later FLHX, FLTRX, and FLTRXSTSE and '25-later FLHXU) and Trike models. '15-later FLRT models require the separate purchase of bracket P/N 45700054. '10-'11 FLHXXX models require the separate purchase of Bracket P/N 83865-09.

C. ENGINE GUARD – GLOSS BLACK*

Protect your bike without sacrificing ground clearance or style. The one-piece engine guard is designed to complement the lines of the motorcycle, and the black finish adds the perfect finishing touch. Before the tough black powder coat finish is applied, these engine guards get an extra layer of protection from an E-Coat dip. So go on and install Engine Guard Mount Footpegs because this finish will go the distance.

49050-09A

Fits '09-later Touring and Trike models (except '18-later FLTRXSE, '21-later FLTRXS or '22-later FLTRXST). '15-later FLRT models require the separate purchase of bracket 45700054. '10-'11 FLHXXX models require the separate purchase of Bracket P/N 83865-09. Does not fit '23-later FLTRT and FLHXSE, '18-later FLTRXSE, '21-later FLTRXS, '22-later FLTRXST and '24-later FLHX, FLTRX, and FLTRXSTSE and '25-later FLHXU models.

46549-03 Fits '97-'08 Touring models.



A. MUSTACHE ENGINE GUARD – CHROME



A. MUSTACHE ENGINE GUARD – GLOSS BLACK



B. ENGINE GUARD – CHROME



C. ENGINE GUARD – GLOSS BLACK



D. FLAT-OUT BAR – BLACK*



E. ENGINE GUARD FOR FAIRING LOWERS – CHROME



E. ENGINE GUARD FOR FAIRING LOWERS – BLACK



F. CHOPPED ENGINE GUARD – CHROME (49000105A SHOWN)

TOURING & TRIKE 225

Engine Guards

D. FLAT-OUT BAR – BLACK*

Get tip-over protection with sleek low-profile West Coast performance style, without "old school" hoops. Features end caps with Harley-Davidson logo and are easy to replace in event of low-speed tip-over.

49000242

Fits '14-later Touring models. '14-'22 Road Glide® models require additional purchase of fairing support P/N 49000274. Stock on '24-later FLTRXSTSE.

Also available:

ROAD GLIDE FAIRING SUPPORT KIT

Required for installation of P/N 49000242.

49000274

Fits '14-22 Road Glide models.

E. ENGINE GUARD FOR FAIRING LOWERS*

Engine guard shape is designed to support accessory Color-matched Fairing Lowers and accessory highway pegs (sold separately). Not intended for use without Fairing Lowers.

Fits '23-later FLHXSE and FLTRXSE and '24-later FLHX and FLTRX models. FLTRX and FLTRXSE models require separate purchase of Fairing Support Bracket Kit P/N 47201044 or 47201045. Not compatible with Heavy Breather Air Cleaners.

49000285 Black.

49000284 Chrome.

Also available:

ROAD GLIDE® FAIRING SUPPORT KIT

Required for fitment of Fairing Lowers.

Fits '23-later FLHXSE and FLTRXSE and '24-later FLHX and FLTRX models. FLTRX and FLTRXSE models require separate purchase of Fairing Support Bracket Kit P/N 47201044 or 47201045. Not compatible with Heavy Breather Air Cleaners.

47201045 Black.

47201044 Chrome.

F. CHOPPED ENGINE GUARD*

Create a sleek, slammed look on your custom bagger with the Chopped Engine Guard. This guard offers a slim, low-profile design that retains function while delivering a unique styling twist. The 1.25" Engine Guard features a slightly forward sweep that provides plenty of room around the brake and shift levers. Easy to install.

Fits '14-later Touring models (except Road Glide, '23-later FLHXSE, '24-later FLHX, '25-later FLHXSE and FLHXU and models equipped with fairing lowers).

49000105A Chrome.

49000114A Gloss Black.

Fits '15-'23 Road Glide models (except '23-later FLTRXSE, '25-later FLTRXSTSE and models equipped with fairing lowers). Kit includes replacement black fairing mount brackets.

49000235 Chrome.

49000117A Gloss Black.

Also available:

ENGINE GUARD MOUNTING BRACKET – GLOSS BLACK

This bracket locates the steering damper and clutch cable mount when an engine guard is mounted on a FLRT model.

45700054

Fits '15-later FLRT models.

***WARNING:** Engine guards may provide limited leg and cosmetic vehicle protection under unique circumstances (fall over while stopped, very low speed slide). They are not made nor intended to provide protection from bodily injury in a collision with another vehicle or any other object.

***WARNING:** Do not use engine guard footpegs under normal stop and go operating conditions. Doing so could result in death or serious injury.

***WARNING:** Do not use highway pegs under normal stop and go operating conditions. Doing so could result in death or serious injury.

***WARNING:** Engine guards may provide limited leg and cosmetic vehicle protection under unique circumstances (fall over while stopped, very low speed slide). They are not made nor intended to provide protection from bodily injury in a collision with another vehicle or any other object.

***WARNING:** Do not use engine guard footpegs under normal stop and go operating conditions. Doing so could result in death or serious injury.

***WARNING:** Do not use highway pegs under normal stop and go operating conditions. Doing so could result in death or serious injury.

PREMIUM ADJUSTABLE PERFORMANCE SUSPENSION

Step up to the ultimate in handling and ride quality. Screamin' Eagle®/Öhlins® Remote Reservoir Rear Shocks for Harley-Davidson® Touring models were designed for Screamin' Eagle® Factory Team race bikes and it's what the Wymans had on their Road Glide® Special motorcycles. Fully adjustable for preload and compression/rebound damping, with a remote reservoir for optimal performance and style. Use these shocks to dial in your ideal combination of handling and ride, for the street or the track. Ride like a winner.



A. SCREAMIN' EAGLE®/ÖHLINS® REMOTE RESERVOIR REAR SHOCKS

A. SCREAMIN' EAGLE®/ÖHLINS® REMOTE RESERVOIR REAR SHOCKS

Upgrade to Screamin' Eagle® Factory Race Team suspension with these performance rear shocks. These high-performance rear shocks for Touring models were designed with Öhlins® specifically for Screamin' Eagle® Factory Team race bikes. Now you can experience the ultimate in handling and ride quality with these Screamin' Eagle®/Öhlins® Remote Reservoir Rear Shocks. These mono tube remote reservoir shocks are completely adjustable to match your riding style. Set the sag with the adjustable preload then fine tune the response with adjustable compression and rebound damping. These shocks perform great and add a performance style with a remote reservoir and exposed adjusters.

- Get a perfect factory fit. Reservoir brackets are designed to accommodate all Harley-Davidson® accessories
- Expertly tuned by Öhlins and Screamin' Eagle for the aggressive performance bagger rider in mind
- Preload setting on both shocks allows suspension adjustment based on rider, passenger, and gear weight for optimal performance
- No tools required for compression and rebound damping adjustments so changes can be made quickly and easily
- High-performance style: Exposed remote reservoirs with stainless steel lines and Screamin' Eagle/Öhlins branding
- Progressive rate springs stiffen quickly for improved control when you pick up the pace
- Standard Height with +8/-2 mm of length adjustment
- High-pressure nitrogen gas-charged design resists heat fading
- Low-friction shaft/seal head design for smooth performance
- 36mm piston diameter
- Includes billet aluminum preload adjustment tool

Fully serviceable and rebuildable

Fits '14-later Touring models (except FLHTKL, FLHTCUL, '23-later FLHXSE, FLTRXSE, '24-later FLHX, FLTRX, '24 FLTRXSTSE and '25-later FLHXU).

54000193

1 COMPRESSION ADJUSTER

Fine-tunes suspension to control the upward wheel movement when hitting a bump

Adjusts the speed at which the suspension compresses

Critical for balancing ride quality and suspension bottoming

2 REBOUND ADJUSTER

Fine-tunes the downward wheel movement after riding over bumps or potholes

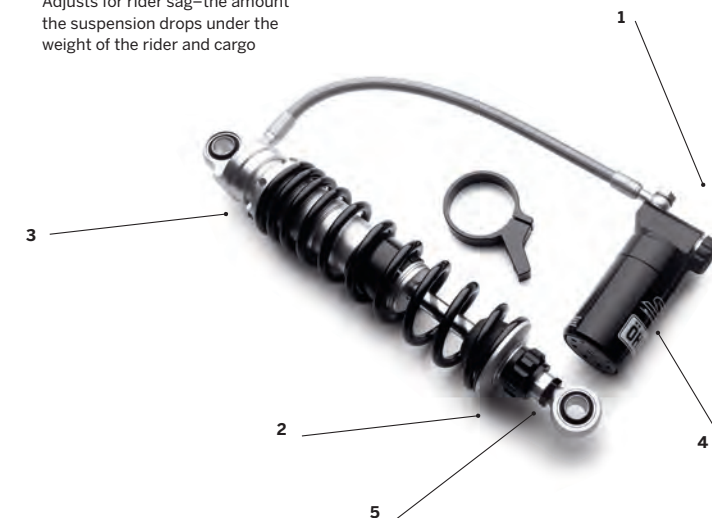
Adjusts the speed at which the suspension returns from extension

Critical for balancing ride quality and suspension bounce

3 PRELOAD ADJUSTER

Critical to setting the proper suspension travel to soak up large potholes and absorb large bumps

Adjusts for rider sag—the amount the suspension drops under the weight of the rider and cargo



4 REMOTE RESERVOIR

Remote reservoir keeps the shock oil cooler to maintain damping performance

Internal bladder separates the oil from the nitrogen gas to reduce cavitation during aggressive riding

5 LENGTH

The shock length is adjustable from +8mm or -2mm over the standard height.



A. SCREAMIN' EAGLE®/ÖHLINS® REMOTE RESERVOIR REAR SHOCKS

228 TOURING & TRIKE

Suspension

A. SCREAMIN' EAGLE®/ÖHLINS® REMOTE RESERVOIR REAR SHOCKS*

Upgrade to Screamin' Eagle Factory Race Team suspension with these performance rear shocks. These high-performance rear shocks for Touring models were designed with Öhlins specifically for Screamin' Eagle® Factory Team race bikes. Now you can experience the same ultimate in handling and ride quality. These mono tube remote reservoir shocks are completely adjustable to match your riding style. Set the sag with the adjustable preload then fine tune the response with adjustable compression and rebound damping. Add performance style with a remote reservoir and exposed adjusters. Get a perfect factory fit tuned to complement Screamin' Eagle/ Öhlins Inverted Front end kits.

- Expertly tuned by Öhlins and Screamin' Eagle with the aggressive performance bagger rider in mind.
- High-performance style: Exposed remote reservoirs with stainless steel lines and Screamin' Eagle/Öhlins branding.
- Preload setting on both shocks allows suspension adjustment based on rider, passenger, and gear weight for optimal performance.
- No tools required for compression and rebound damping adjustments so changes can be made quickly and easily.
- New race-spec linear spring rate.
- Standard 13" Height with +8/-2 mm of length adjustment.
- High-pressure nitrogen gas-charged design resists heat fading and low-friction shaft/seal head design for smooth performance.
- 36mm piston diameter.
- Includes billet aluminum preload adjustment tool. Fully serviceable and rebuildable.
- Reservoir brackets are designed to accommodate all Harley-Davidson® Two-Up accessories, rear lighting and saddlebag lids.

Fits '23-later FLHXSE and FLTRXSE, '24-later FLHX, FLTRX, FLTRXSTSE, and '25-later FLHXU models.

54000350 Black.

54000351 Gold.



A. SCREAMIN EAGLE/ÖHLINS REMOTE RESERVOIR REAR SHOCKS – BLACK



A. SCREAMIN EAGLE/ÖHLINS REMOTE RESERVOIR REAR SHOCKS – GOLD



WARNING: Installation of any accessory suspension components may affect cornering clearance and jiffy stand operation. This could distract the rider, causing loss of control and death or serious injury.

TOURING & TRIKE 229

Suspension

B. SCREAMIN' EAGLE® / ÖHLINS® INVERTED FORK LEGS*

Upgrade to the premium performance of Screamin' Eagle Factory Race Team suspension. These 48mm Öhlins forks legs are developed in partnership between Öhlins and Harley-Davidson® offer no-compromise front suspension performance for confidence-inspiring handling. Forks are fully adjustable for pre-load and compression and rebound damping. Inverted fork design provides enhanced front end rigidity with reduced steering inertia for unmatched handling and feedback to the rider. Requires separate purchase of vehicle specific installation kit for models not factory equipped with an inverted front fork.

- Expertly tuned by Öhlins and Screamin' Eagle with the aggressive performance bagger rider in mind.
- Adjust preload plus rebound/compression damping on the top caps of the fork assemblies.
- Micro-polished inner tubes reduce friction for smooth performance.
- Gold TiN (titanium nitride) coating on the fork sliders reduces friction and increases wear resistance as compared to chrome plating.
- Forks utilize 30mm pistons and NIX technology to maintain optimal damping at higher frequency to improve control, noticed by the rider as improved tire contact feel.
- Fully serviceable and rebuildable.
- Provides a 13% weight reduction compared to the traditional original equipment front fork assembly.
- Separate purchase of vehicle specific Front Fork Installation kit required for '24-Later FLHX and FLTRX, and '25-later FLHXU models.

Fits '23-later FLHXSE and FLTRXSE, '24-later FLHX, FLTRX and FLTRXSTSE, and '25-later FLHXU models. Separate purchase of vehicle specific Front Fork Installation kit required for '24-Later FLHX and FLTRX, and '25-later FLHXU models.

45400392 Black.

45400393 Gold.

C. SCREAMIN' EAGLE® / ÖHLINS INVERTED FORK INSTALLATION KIT*


Required for installation of Screamin' Eagle X Öhlins Inverted Fork Legs P/N 45400392 and 45400393 on models factory equipped with traditional Front Forks. Kit includes dual Brembo™ radial mounted front calipers offering the aggressive rider enhanced brake feel. Kit includes a super-premium liquid aluminum forged triple clamp, originally offered on CVO™ models. Kit includes all necessary hardware for installation. Product requires the use of specialty tools and Digital Technician, installation by an authorized Harley-Davidson dealership is required.

45400391 Street Glide®.

Fits '24-Later FLHX and '25-later FLHXU models. Specialty tools and a Digital Technician update required for installation. Installation by authorized Harley-Davidson dealer required. See your local Harley-Davidson dealer for details.

45400390 Road Glide®.

Fits '24-Later FLTRX models. Specialty tools and a Digital Technician update required for installation. Installation by authorized Harley-Davidson dealer required. See your local Harley-Davidson dealer for details.



B. SCREAMIN' EAGLE / ÖHLINS INVERTED FORK LEGS– BLACK



B. SCREAMIN' EAGLE / ÖHLINS INVERTED FORK LEGS– GOLD



C. SCREAMIN' EAGLE / ÖHLINS INVERTED FORK INSTALLATION KIT – STREET GLIDE



C. SCREAMIN' EAGLE / ÖHLINS INVERTED FORK INSTALLATION KIT – ROAD GLIDE



WARNING: Installation of any accessory suspension components may affect cornering clearance and jiffy stand operation. This could distract the rider, causing loss of control and death or serious injury.

230 TOURING & TRIKE

Suspension

A. PROFILE® LOW TOURING FRONT SUSPENSION^{1,2}

Original Equipment on the Electra Glide® Ultra Low model, this front suspension kit reduces the front fork length by over .7", reducing seat height and delivering a closer to the pavement riding experience. This Profile® Low front suspension utilizes Dual Bending Valve technology to preserve original ride quality, and features springs that are wound to allow a compliant, yet controlled ride. When paired with the required Low-Profile Hand-Adjustable Rear Suspension, the overall ride height is reduced, providing a rider with a short inseam additional confidence when stopped or maneuvering a vehicle in a parking lot. The kit includes two fork springs, two damper tubes, jiffy stand mount, seals and hardware.

45400218

Fits '17-Later Touring models equipped with lowered rear shocks (except FLHTKL, '18-later FLTRXSE, '23-later FLHXSE, FLTRXSE, '24-later FLHX, FLTRX and '24 FLTRXSTSE and '25-later FLHXU models). Does not fit Trike models. FLHR, FLHRC, FLHTCU, FLHTK, FLHTKSE, FLHXST, FLTRU, FLTRK, FLTRKSE and FLTRXST models require installation of lowered rear shocks. Does not fit with 21" wheels.

B. PREMIUM RIDE FRONT FORK KIT – TRIKE MODELS

This Front Fork Kit provides improved handling performance by keeping the tire in contact with the road surface and features the Showa® Dual Bending Valve technology. This technology increases the dampening control of the fork, equaling the finest in both comfort and control for Trike riders.

45400219

Fits '14-'18 FLHTCUTG models. Original Equipment on '19-later models.



A. PROFILE LOW TOURING FRONT SUSPENSION



B. PREMIUM RIDE FRONT FORK KIT – TRIKE MODELS




1WARNING: Installation of any accessory suspension components may affect cornering clearance and jiffy stand operation. This could distract the rider, causing loss of control and death or serious injury.



2WARNING: The Profile Low Front Suspension cannot be used independently and must be used with the appropriate lowered rear suspension kit. Installation of any accessory suspension components may affect cornering clearance and jiffy stand operation. This could distract the rider, causing loss of control and death or serious injury.



C. PREMIUM RIDE HAND-ADJUSTABLE TOURING SHOCKS



D. PREMIUM RIDE HAND-ADJUSTABLE TOURING SHOCKS – LOW



E. PROFILE LOW TOURING AIR SHOCKS*



F. ANALOG TOURING SUSPENSION AIR PUMP

TOURING & TRIKE 231

Suspension

C. PREMIUM RIDE HAND-ADJUSTABLE TOURING SHOCKS*

Experience the ultimate in superior ride quality with these Premium Touring Shocks. These shocks utilize a single tube, nitrogen charged emulsion design. The design offers enhanced compression and rebound damping compared to the Original Equipment-style air adjustable shocks. This provides a controlled yet plush ride with much less bottoming. Larger chambers (40mm diameter pistons and 14mm rods) allow these shocks to react more quickly to impacts. This keeps the tires tracking while minimizing harshness transmitted through the frame. A simple knob behind the left saddlebag allows the rider to conveniently modify the spring preload via a hydraulic adjuster. Available in Standard Ride Height and Low Ride Height versions.

54000008 Standard-Height.
Fits '09-'16 Touring models (except models equipped with lowered front ends).

D. PREMIUM RIDE HAND-ADJUSTABLE TOURING SHOCKS – LOW*

Original Equipment on the Ultra Limited® Low model, this low-profile rear suspension system is engineered to minimize ride height while maximizing comfort for the rider and passenger. Featuring a single tube, nitrogen charged emulsion design, these shocks deliver enhanced compression and rebound damping for a controlled and comfortable ride with much less bottoming. The shocks feature large chambers that allow the suspension to react quickly to impacts, keeping the tires tracking while minimizing harshness transmitted through the frame. A simple knob behind the left saddlebag permits adjustment of the spring preload to adapt for light or heavy load. Installation of this low profile rear suspension reduces seat height by .75" to deliver a confidence-inspiring shorter reach to the ground. Kit includes left and right rear shocks.

54000159
Fits '17-later FLHR, FLHRC, FLHTCU, FLHTK, FLHTKSE, FLHXST, FLTRK, FLTRKSE, FLTRU and FLTRXST models.

E. PROFILE® LOW TOURING AIR SHOCKS*

Lower the seat height of your Touring model without compromising the ride. The Profile® Low Touring Shocks have been re-valved for a comfortable ride while lowering the seat height by up to .75". The kit maintains the air adjustability feature of the stock shocks.

54635-09
Fits '09-'16 Touring models. Does not lower '09-'16 FLHX, FLHXS, FLTRX, FLTRXS, FLHTCUL, FLHTKL, FLHRSE, FLTRSE and FLTRXSE models. Does not fit Trike models.

F. ANALOG TOURING SUSPENSION AIR PUMP

Aluminum housing is compact, lightweight and durable, and fits easily into your bag for on-the-road adjustments. The high-quality 0-60 psi gauge ensures accurate air pressure.

54630-03A
For use with Touring air suspension components.



1WARNING: Installation of any accessory suspension components may affect cornering clearance and jiffy stand operation. This could distract the rider, causing loss of control and death or serious injury.

232 TOURING & TRIKE

Front Forks

A. LOWER FORK SLIDERS – CHROME

Competitively priced, these chrome-plated Lower Fork Sliders give your bike upfront style. To ensure proper fitment and function, these sliders are manufactured from Original Equipment components. A perfect addition during the installation of Premium Ride or Profile® Low Front suspension components, the kit features polished, triple chrome-plating.

45500171

Fits '14-later Touring models (except '23-Later FLHXSE, FLTRXSE, '24-later FLHX, FLTRX and '24 FLTRXSTSE and '25-later FLHXU models). Does not fit Trike.

45500200

Fits '14-later Trike models.

45500167

Fits '00-'13 Touring models.



A. LOWER FORK SLIDERS – CHROME

B. LOWER FORK SLIDERS – GLOSS BLACK

These gloss black coated sliders are the ultimate extension of your bike's "dark side" and make a perfect custom addition to your blacked-out ride. Manufactured to Original Equipment specifications, the durable black coating is a great match to other H-D® black components. A perfect addition during the installation of Premium Ride or Profile Low Front suspension components, this includes right and left sliders.

45500172B

Fits '14-later Touring models (except '23-Later FLHXSE, FLTRXSE, '24-later FLHX, FLTRX and '24 FLTRXSTSE and '25-later FLHXU models). Does not fit Trike.



B. LOWER FORK SLIDERS – GLOSS BLACK

C. FULL CHROME FRONT END – CONVENTIONAL FORKS

The front forks on a Harley-Davidson® motorcycle set the tone for the bike and can lead the way to a full-bore custom statement. This complete kit makes it easy to start customizing by adding chrome where it will have the most noticeable impact on the overall look of the bike: your front end. Package includes components necessary to completely chrome the front forks including Chrome Fork Sliders, Chrome Upper Fork Slider Covers, Fork Slider Drain Screw Kit, Fork Seals, and Chrome Front Axle Nut Cover Kit.

45800161

Fits '24-later FLHX and FLTRX and '25-later FLHXU models.



C. FULL CHROME FRONT END – CONVENTIONAL FORKS



D. FRONT END KIT – CHROME '14-LATER MODELS



E. FRONT END KIT – GLOSS BLACK '14-LATER MODELS



F. UPPER FORK SLIDER COVERS – CHROME



G. UPPER FORK SLIDER COVERS – GLOSS BLACK



H. TIE-DOWN BRACKETS – BLACK



H. TIE-DOWN BRACKETS – CHROME

TOURING & TRIKE 233

Front Forks

D. FRONT END KIT – CHROME

The front forks on a Harley-Davidson® motorcycle set the tone for the bike, and can lead the way to a full-bore custom statement. So start customizing by adding chrome where it will have the most noticeable impact on the overall look of the bike: the front end. A perfect addition during the installation of Premium Ride or Profile® Low Front suspension components. This package includes components necessary to completely chrome the front forks and includes Chrome Fork Sliders, Chrome Upper Fork Slider Covers and Classic Chrome Front Axle Nut Covers (kit components vary depending on model).

45800037

Fits '14-later Touring models. (except '23-Later FLHXSE, FLTRXSE, '24-later FLHX, FLTRX and '24 FLTRXSTSE and '25-later FLHXU models).

E. FRONT END KIT – GLOSS BLACK

Lead the way to the dark side. This complete blacked-out Front End Kit includes all the major components required to convert the Original Equipment satin-finished front end to a dark custom style. A perfect addition during the installation of Premium Ride or Profile Low Front suspension components. This package includes Gloss Black Fork Sliders, Gloss Black Upper Fork Slider Covers, Gloss Black Front Axle Nut Covers and Gloss Black Outer Fairing Skirt.

45800038B

Fits '14-later Touring models (except Road King®, Road Glide® and '23-later FLHXSE, '24-later FLHX and '25-later FLHXU models). Does not fit Trike models.

F. UPPER FORK SLIDER COVERS – CHROME

Brilliant chrome accents for the upper fork legs. Perfect for finishing off that chromed front end look. When used with H-D® Genuine Motor Accessory Chrome Lower Fork Sliders, you've got a front end that's completely chromed and an appearance that's utterly impressive.

45600022

Fits '14-later Touring (except '23-later FLHXSE and FLTRXSE and '24-later FLHX, FLTRX and FLTRXSTSE and '25-later FLHXU) and Trike models.

45963-97

Fits '49-'84 FL, '86-'17 FLS, FLSS, FLST, FLSTC, FLSTF (except '07), FLSTFB, FLSTFBS and FLSTN and '80-'13 Touring and Trike models. Stock on FLSTNSE and FLSTSE models.

G. UPPER FORK SLIDER COVERS – GLOSS BLACK

The classic Harley-Davidson® motorcycle color is black. It shows your attitude, your feelings and your desire to be different from the rest. These gloss black accessories are the ultimate extension of the Harley-Davidson philosophy. Manufactured from Original Equipment components, these parts provide superior fit and finish.

45600023

Fits '14-later Touring (except '23-later FLHXSE and FLTRXSE and '24-later FLHX, FLTRX and FLTRXSTSE) and Trike models.

45591-02

Fits '49-'84 FL, '86-'17 FLS, FLSS, FLST, FLSTC, FLSTF (except '07), FLSTFB, FLSTFBS, FLSTNSE and FLSTN, '10-'12 FLSTSE and '80-'13 Touring and Trike models.

H. TIE-DOWN BRACKETS

Simplify the process of securing your bike to a trailer or bike lift. These stylish black Tie-Down Brackets mount cleanly to the front fork cover and offer a secure method to connect tie-down straps. Moving the tie-down point from the handlebar to the triple-tree area reduces wear on the handlebar bushings and ensures a consistent easy-to-access mounting point. Includes mounting hardware.

Fits '23-'24 FLHXSE and '24-later FLHX.

93500036 Black.

93500033 Chrome.

Fits '14-later Touring models (except Road Glide, Road King, '23-later FLHXSE, '24-later FLHX and '25-later FLHXU). Does not fit Trike models.

93500030 Black.

234 TOURING & TRIKE

Suspension Trim & Brakes

A. FRONT FORK AIR BAFFLE – CHROME

Deflect the cold night wind rushing between the fork tubes of your Touring model. This stylish chrome air baffle replaces the Original Equipment black baffle on '00-earlier models. Includes chrome mounting hardware.

58520-79TC

Fits '80-'13 FLHR, FLHT, FLHX and FLT models.
Does not fit Trike models.



A. FRONT FORK AIR BAFFLE – CHROME

B. BRAKE CALIPER KIT – RED

Dress your bike in the latest high-performance look. Brilliant red calipers make a powerful visual statement, and set your bike apart from the ordinary. Manufactured from Original Equipment components for proven performance, these calipers will add a stylish touch to the stock bike, or add the perfect finish to a complete custom equipped with chrome or blacked-out wheels, rotors and fork sliders.

41300116 Front – Dual Disc.

Fits '06-'17 VRSC™, '08-later Touring and '09-'13 and '19-later Trike models. Brake pads sold separately. Does not fit '23-Later FLHXSE, FLTRXSE and '24 FLTRXSTSE models.



B. FRONT BRAKE CALIPER KIT – RED
(41300116 SHOWN)

C. BRAKE CALIPER KIT – CHROME

Add the shine of chrome to your bike with these highly polished Chrome Brake Caliper Kits. Manufactured from Original Equipment components for proven performance, these calipers are a great addition to the stock bike, or add the finishing touch to a complete custom equipped with chrome wheels, rotors and fork sliders.

42012-06A Front – Dual Disc.

Fits '06-'17 VRSC, '08-later Touring and '09-'13 and '19-later Trike models. Brake pads sold separately. Does not fit '23-Later FLHXSE, FLTRXSE and '24 FLTRXSTSE models.



C. FRONT BRAKE CALIPER KIT – CHROME
(42012-06A SHOWN)

D. CALIPER SCREEN INSERT – CHROME

These chrome-plated Caliper Inserts replace the Original Equipment satin-finish screens featured on Brembo® brake calipers. Easy pop-in installation. Sold individually.

42054-05 Front.

Fits '18-later Softail®, '17-later Touring (except '23-later FLHXSE and FLTRXSE and '24-later FLHX, FLTRX and FLTRXSTSE) and '04-'22 XL models.



D. CALIPER SCREEN INSERT – CHROME

E. CALIPER SCREEN INSERT – GLOSS BLACK

Complete the blacked-out transformation. Gloss black inserts replace the satin-finish screens featured on Harley-Davidson® Original Equipment Brembo® brakes, and add a rich complement to the wrinkle black caliper finish. Easy pop-in installation. Sold individually.

41300154 Front.

Fits '18-later Softail®, '17-later Touring (except '23-later FLHXSE and FLTRXSE and '24-later FLHX, FLTRX and FLTRXSTSE and '25-later FLHXU) and '04-'22 XL models.



E. CALIPER SCREEN INSERT – GLOSS BLACK

F. FRONT WHEEL SPACERS – CHROME

There's always more room for chrome with these highly polished chrome wheel spacers. They are manufactured to the Original Equipment tolerances, so you get exact product fitment and quality.

41371-08 Domed.

Fits '08-later Touring models with ABS brakes.



F. FRONT WHEEL SPACERS – CHROME, DOMED

G. FRONT WHEEL SPACERS – GLOSS BLACK

It is all in the details. Complete your total front end with these wheel spacers in gloss black. Manufactured to the Original Equipment tolerances, they deliver the exact fitment and custom shine.

42400016 Domed.

Fits '08-later Touring models with ABS brakes.



G. FRONT WHEEL SPACERS – GLOSS BLACK, DOMED

TOURING & TRIKE 235

Brake Trim

H. FORK AXLE RETAINER NUT KIT – CHROME

It's the details that count. Complete the chrome transformation by adding this finishing touch to your chrome fork sliders. This Axle Retainer Nut Kit includes the stylish chrome-plated nuts and chrome lockwashers necessary to replace the stock hardware.

45813-03

Fits '91-'05 FXDWG, '86-'07 FLST, FLSTC, FLSTF and FLSTN, '91-'07 FXST and FXSTB and '84-'13 Touring and Trike models.



H. FORK AXLE RETAINER NUT KIT – CHROME

I. 1. BRAKE BLEEDER SCREW COVER

This cover adds chrome to the unfinished bleeder valve on all stock H-D® calipers. Package of two.

43834-98

Fits '84-later stock calipers (except XG and XR models).

J. BRAKE CALIPER INSERTS

Easy-to-install inserts add a finishing touch to the front and rear brake calipers. Select a style that follows your custom direction. Self-adhesive backing.

Fits '00-later front and rear brake calipers on all models (except Springer front, '06-later VRSC, '15-later XG, '04-'22 XL, '18-later Softail rear caliper, and '08-later Touring and Trike).

1. 44477-99 Classic Chrome.

2. 44476-99 Harley-Davidson Script.

K. BRAKE CALIPER TRIM DISCS

Available in 1.375" and 1.75" diameters to accommodate front and rear calipers on most '99-earlier models, and front calipers on '00-later Springer models. Easy to install.

1. 99663-92T Gold Live to Ride – 1.75" Diameter.



H. FORK AXLE RETAINER NUT KIT – CHROME



I. BLEEDER SCREW



J. BRAKE CALIPER INSERTS



K. BRAKE CALIPER TRIM DISCS

236 TOURING & TRIKE

Front Axle Nut Covers

A. FRONT AXLE NUT COVERS

Cover the front axle in style. This smooth custom die-cast Axle Nut Covers add the finishing detail to complete a custom front end. Easy to install spring clip mounting. Sold in pairs.

Fits '23-later FLHXSE, FLTRXSE, '24-later FLHX, FLTRX, FLTRXSTSE and '25-later FLHXU models.

43000314 Gloss Black.

43000315 Chrome.



A. FRONT AXLE NUT COVERS – GLOSS BLACK



B. FRONT AXLE NUT COVERS – CHROME

B. WILLIE G SKULL FRONT AXLE NUT COVERS

Cover the front axle in style with the famous Skull design penned at the hand of Willie G. This custom die-cast Axle Nut Covers add the finishing detail to complete a custom front end. Easy to install spring clip mounting. Sold in pairs.

Fits '23-later FLHXSE, FLTRXSE, '24-later FLHX, FLTRX, FLTRXSTSE and '25-later FLHXU models.

43000317 Gloss Black.

43000318 Chrome.



B. CHROME FRONT AXLE NUT COVERS



B. GLOSS BLACK FRONT AXLE NUT COVERS

C. DOMINION™ COLLECTION FRONT AXLE NUT COVERS

Express your bold, renegade attitude. The machined aluminum Dominion™ Collection Front Axle Nut Covers add style to the front of the bike and are the perfect complement to other Dominion Collection accessories.

43000124 Gloss Black.



C. DOMINION FRONT AXLE NUT COVERS – GLOSS BLACK

D. MACHINE CUT FRONT AXLE NUT COVERS

Add some edgy custom detail to the front end and express big attitude with contrasting style.

43000212 Black Machine Cut.



D. MACHINE CUT FRONT AXLE NUT COVERS

E. CHROME FRONT AXLE NUT COVERS

44117-07A Die-cast.

44116-07A Billet.



E. CHROME FRONT AXLE NUT COVERS

F. GLOSS BLACK FRONT AXLE NUT COVERS

43000026 Die-cast.

43428-09 Billet.



F. GLOSS BLACK FRONT AXLE NUT COVERS



G. ALUMINATOR FRONT AXLE NUT COVERS



H. H-D MOTOR CO. LOGO FRONT AXLE NUT COVERS – GLOSS BLACK



I. H-D MOTOR CO. LOGO FRONT AXLE NUT COVERS – CHROME



J. WILLIE G SKULL FRONT AXLE NUT COVERS – GLOSS BLACK



J. WILLIE G SKULL FRONT AXLE NUT COVERS – CHROME



K. CHROME FRONT AXLE NUT COVERS



L. H-D MOTOR CO. LOGO FRONT AXLE NUT COVERS

TOURING & TRIKE 237

Front Axle Nut Covers

FRONT AXLE NUT COVERS

Fits '02-'11 VRSC™ (except VRSCF and VRSCR), '15-later XG, '08-later XL, '08-'17 Dyna®, '07-later Softail® (except Springer™, FLSTNSE, FXCW, FXCWC, FXSB, FXSBSE, FXSE, FXST-Aus, and FXSTD) and '08-later Touring (except '23-later FLHXSE and FLTRXSE and '24-later FLHX, FLTRX, FLTRXSTSE and '25-later FLHXU) and Trike models. '18-later FLDE, FLFB, FLFBS, FLHC, FLHCS, FLSB, FLSL, FXBB, FXBR, FXBRS, FXLR and FXST models require separate purchase of Front Axle Adapter Kit P/N 43000090. '22-later FXLRST, '20-later FXLRS, '19-later FXDRS and '18-later FXFB and FXFBS models require separate purchase of Front Axle Adapter Kit P/N 43000159.

G. ALUMINATOR® FRONT AXLE NUT COVERS

Chrome-plated billet aluminum axle covers feature a classic Bar & Shield logo insert. Includes all necessary mounting hardware for easy installation.

44114-07

H. H-D MOTOR CO. LOGO FRONT AXLE NUT COVERS – GLOSS BLACK

Cover the front axle in style. Drenched in gloss black and trimmed with deep cut, silver-filled Harley-Davidson Motor Co. lettering, these Axle Nut Covers are an aggressive twist on a classic style. The covers look great with Original Equipment satin-finish fork sliders or are the perfect finishing touch to complete a blacked-out front or rear end. These easy-to-install kits include all necessary mounting hardware. Sold in pairs.

43000177 Gloss Black.

I. H-D MOTOR CO. LOGO FRONT AXLE NUT COVERS – CHROME

Die-cast, chrome-plated covers feature the Harley-Davidson Motor Co. logo in black. Includes Allen®-head set screws and wrench for easy installation.

44148-07A

J. WILLIE G SKULL FRONT AXLE NUT COVERS

Penned at the hand of Willie G, the famous Skull Collection adds a little attitude to your ride. Completely drenched in black or chrome with black filled accents, the raised skull and surrounding Harley-Davidson Motorcycle script adds a subtle ominous touch to your ride. The Axle Nut Covers are easy to install and include all necessary mounting hardware. Sold in pairs.

43000096 Black.

43163-08A Chrome.

K. CHROME FRONT AXLE NUT COVERS

Fits '04-'07 Dyna (except '07 FXDSE and '04-'05 FXDWG) and '00-'07 Touring models.

43062-04 Chrome – Die-cast.

43061-04 Chrome – Billet.

Fits '88-'07 XL, '91-'03 FXD, FXDX, FXDXT, FXDL, FXDS-CONV, '93-'05 FXDWG, '88-'07 FXR, '87-later FLXR, FXRS-SP and FXWG, '84-'06 Softail (except Springer and FXSTD) and '80-'99 Touring models.

43899-86A Chrome – Die-cast.

L. H-D MOTOR CO. LOGO FRONT AXLE NUT COVERS

43063-04

Fits '04-'07 Dyna (except '07 FXDSE and '04-'05 FXDWG) and '00-'07 Touring models.

43864-96

Fits '88-'07 XL, '91-'03 FXD, FXDX, FXDXT, FXDL, FXDS-CONV, '93-'05 FXDWG, '88-'07 FXR, '87-later FLXR, FXRS-SP and FXWG, '84-'06 Softail (except Springer and FXSTD) and '80-'99 Touring models.

238 TOURING & TRIKE

Chassis Trim

A. OIL COOLER COVER

Dress the Touring oil cooler in style. This Oil Cooler Cover is designed to hug the contours of the cooler body and does not interfere with the engine guard or voltage regulator. The forward-facing mesh screen adds a custom touch, and protects the oil cooler fins from road debris without disturbing the airflow across the surface. Available in your choice of chrome or gloss black finish, the easy-to-install cover kit includes all required mounting hardware.

Fits '17-later FLHR, FLHRC, FLHT, FLHX, FLHXS, FLHXST, FLTRX, FLTRXS and FLTRXST models. Does not fit models equipped with fairing lowers. Does not fit with Fan-Assisted Oil Cooler P/N 62700204 or Bolt-On Oil Cooler Fan P/N 26800195. Does not fit '24-later FLHX and FLTRX models.

25700633 Chrome.

25700634 Gloss Black.

Fits '11-'16 Touring and Trike models (except models equipped with Twin-Cooled™ engines).

63121-11A



A. OIL COOLER COVER – CHROME



A. OIL COOLER COVER – GLOSS BLACK



B. FORGED CARBON FIBER CONSOLE

C. FORGED CARBON FIBER SEAT COWL

Forged Carbon Fiber accessories are lightweight and give your bike an exciting new performance look. Each component is formed of chopped carbon fibers infused with resin in a compression mold under high pressure. There is no distinct pattern as the fibers are oriented entirely randomly, so each finished Forged Carbon Fiber part is unique. Complements other lightweight Forged Carbon Fiber accessories, including Screamin' Eagle® Extreme Flow Titanium Slip-On Mufflers. For use with solo seat configurations (or pillion removal required).

61301374

Fits '23-later FLHXSE, FLTRXSE and '24-later FLTRXSTSE models. Fits '24-later FLHX and FLTRX models with separate purchase of 2x P/N 10400077 and 10400048 pillion thumb screws and separate purchase of solo seat P/N 52000630, 52000627, 52000768 and 52000715.



C. FORGED CARBON FIBER SEAT COWL



D. FORGED CARBON FIBER FRONT FENDER



E. COIL COVER – WILLIE G SKULL – BLACK



E. COIL COVER – WILLIE G SKULL – CHROME



F. COIL COVER – BAR & SHIELD – BLACK



G. CUSTOM REAR FENDER SYSTEM – WITH CUSTOM VIVID BLACK PAINT – '14-LATER DOMESTIC MODELS

TOURING & TRIKE 239

Chassis Trim

E. COIL COVER – WILLIE G SKULL

This coil cover makes it easy for you to complete the custom look. Durable die-cast aluminum. Electroformed insert that adds an edgy detail. Easy custom detail that hides the coil. Easy to install with included mounting hardware. Styled to complement other menacing Willie G Skull accessory items.

Fits '18-later Softail® models (except FLI), '23-later FLTRXSE and FLHXSE, and '24-later Touring (except FLTRK and FLHTK).

57300416 Black.

57300417 Chrome.

F. COIL COVER – BAR & SHIELD – BLACK

Add some edgy custom detail and express big attitude with contrasting style. Durable die-cast aluminum with rich black finish. Electroformed Bar & Shield insert adds edgy detail. Easy custom detail that hides the coil. Easy to install with included mounting hardware.

57300418

Fits '18-later Softail® models (except FLI), '23-later FLTRXSE and FLHXSE, and '24-later Touring (except FLTRK and FLHTK).

G. CUSTOM REAR FENDER SYSTEM – PRIMED

This custom rear fascia and fender kit keeps the back of your bike clean, classy and simple. Originally featured on CVO™ Touring models, this kit smoothly blends the shape of the rear fender into the saddlebags and hides the saddlebag mounting structure.

Fits '14-later Touring models (except FLHRC and CVO™, and '24-later FLHX and FLTRX models). Does not fit models equipped with Saddlebag Guard Rails P/N 9020056, 90201902 or 90201903. Requires Separate purchase of Rear Tail Light P/N 67801090 (U.S. Domestic) or 67801091 (HDI). Does not fit Canada models.

59500246A

Domestic and HDI (except Canada).

240 TOURING & TRIKE

Headlamp & Fender Trim

A. STREET GLIDE® FRONT BULLET TURN SIGNAL MOUNT KIT – GLOSS BLACK

Complement the lean, stripped-down look of your Street Glide® model. Manufactured from Original Equipment components, these rich gloss black Turn Signal Mounts replace the factory-installed chrome mounts to complete the blacked-out look. The brackets serve as stylized mounting points for the Original Equipment or accessory LED bullet turn signals, and conceal the wiring for a clean, custom appearance. Kit includes left and right mounting bracket.

67800706

Fits '14-later FLHX, FLHXS and FLHXSE models. Does not fit '23-later FLHXSE and '24-later FLHX models.

B. ROAD GLIDE® FRONT BULLET TURN SIGNAL MOUNTS – GLOSS BLACK

Complete the sinister look of your Road Glide® model. Manufactured from Original Equipment components, these rich gloss black Turn Signal Mounts replace the factory-installed chrome mounts, and continue the blacked-out look. The brackets serve as stylized mounting points for the Original Equipment or accessory LED bullet turn signals, and are the perfect complement to Gloss Black Fairing Support P/N 47200278, a gloss black engine guard and gloss black front end components. Kit includes right- and left-hand mounts.

67800707

Fits '15-later Road Glide and '23 FLTRKSEANV models. Does not fit '23-later FLTRXSE, '24-later FLTRX and FLTRXSTSE models.

C. FL TOURING CLEAN FRONT FENDER

With no holes, this fender provides the starting point for customization. Offered in primed finish and ready to bolt onto existing brackets.

59045-00B

Fits '94-'13 FLHR and '89-'13 FLHT and FLT models.



A. STREET GLIDE FRONT BULLET TURN SIGNAL MOUNT KIT – GLOSS BLACK



B. ROAD GLIDE FRONT BULLET TURN SIGNAL MOUNTS – GLOSS BLACK



C. FL TOURING CLEAN FRONT FENDER



D. VOLTAGE REGULATOR COVER – CHROME ('09-'13 MODELS SHOWN)



F. OUTER FAIRING SKIRT – GLOSS BLACK



G. ROAD GLIDE FAIRING SUPPORT KIT – GLOSS BLACK



E. TIE-DOWN BRACKETS – CHROME



F. OUTER FAIRING SKIRT – '14-LATER MODELS



F. OUTER FAIRING SKIRT – '00-'13 MODELS



TOURING & TRIKE 241

Headlamp & Fender Trim

D. VOLTAGE REGULATOR COVER – CHROME

This chrome-plated steel cover features an open-faced design to allow airflow through the voltage regulator. Chrome-plated mounting hardware included.

74543-00

Fits '97-'08 Electra Glide®, Road Glide® and Road King® (except models with oil coolers). Will not fit '07-later models equipped with a sidescar.

E. TIE-DOWN BRACKETS – CHROME

Simplify the process of securing your bike to a trailer or bike lift. These stylish chrome Tie-Down Brackets mount cleanly to the front fork cover and offer a secure method to connect tie-down straps. Moving the tie-down point from the handlebar to the triple-tree area reduces wear on the handlebar bushings and ensures a consistent easy-to-access mounting point. Just add Harley-Davidson® Ratchet Straps and Soft Hooks and you're ready to go.

93500011

Fits '14-later Touring models (except Road Glide, Road King, '23-later FLHXSE, '24-later FLHX and '25-later FLHXU). Does not fit Trike models.

93500006

Fits '02-'17 FLS, FLSS, FLSTC, FLSTF, FLSTFB and FLSTFBS, '95-later FLHR, FLHRC and FLHRXS, '95-'13 FLHT, FLHTC and FLHX, '10-'13 FLHTCU and FLHTK, '10-'12 FLHXSE and '09-'12 FLHTCUSE, FLS, FLSS, FLSTF, FLSTFB and FLSTFBS models without a windshield require separate purchase of Hardware Kit P/N 91800030.

F. OUTER FAIRING SKIRT – GLOSS BLACK

Add a sinister touch to your batwing fairing. This classic gloss black skirt replaces the Original Equipment chrome or color-matched trim below the headlamp. The black skirt visually slims the fairing, and is the ideal finishing element on a blacked-out bike. Manufactured from Original Equipment components for superior fit and finish.

57100227

Fits '14-later Electra Glide®, Street Glide® and Ultra Limited® models. Does not fit '23-later FLHXSE, '24-later FLHX and '25-later FLHXU models.

46559-03

Fits '00-'13 FLHT, FLHTC, FLHTCU, FLHTK and FLHX models. Does not fit Trike models.

G. ROAD GLIDE® FAIRING SUPPORT KIT – GLOSS BLACK

Take your Road Glide motorcycle in a different direction. Easy-to-install Fairing Mount replaces the Original Equipment chrome edition, and forms a seamless gloss black transition between a black engine guard and a dark color fairing. Kit includes gloss black left and right fairing support and matching engine guard clamps.

47200278

Fits '15-later Road Glide models. Does not fit '23-later FLTRXSE and '24-later FLTRX and FLTRXSTSE models.

49000274

Rushmore Road Glide Fairing Support Kit



***WARNING:** Fender rails are decorative items only. Do not strap anything to the rails. Adding any additional weight to the front fender could adversely affect vehicle handling, causing loss of control and death or serious injury.

242 TOURING & TRIKE

Fender Trim

A. FRONT FENDER TRIM

Add a sweeping dash of chrome to the front fender. Chrome-plated tapered spear features a stepped design that accentuates the flowing fender lines. Self-adhesive backing simplifies installation.

14100618

Fits '12-'16 FLD, '86-'17 FL Softail® (except FLSTSB), '18-later Softail FLDE, FLHC and FLHCS, '84-later Touring and Trike models.



A. FRONT FENDER TRIM KIT

B. BAR & SHIELD LOGO FRONT FENDER SPEAR

This chrome-plated trim spear adds a sweeping dash of chrome to the front fender. Featuring a raised Bar & Shield logo set against a textured black field, this self-adhesive medallion is easy to install.

91195-04 Large

Fits '12-'16 FLD, '86-'17 FL Softail (except FLSTSB), '18-later Softail FLDE, FLHC and FLHCS, '84-later Touring and Trike models.

C. BAR & SHIELD FENDER TIP LENS KIT

Chrome-plated polycarbonate construction features translucent Bar & Shield emblems. The kit includes front and rear lenses. Front lens features an amber Bar & Shield, rear lens features a red Bar & Shield. Quick and easy installation.

59081-96 Front and Rear

Fits '86-'17 FLSTC, '93-'96 FLSTN and '80-'08 FLHR, FLHS, FLHT and FLT models. (Does not fit Springer™, FLHRS or FLTR models.)



B. BAR & SHIELD LOGO FRONT FENDER SPEAR

D. FENDER TIP LENS KIT WITH SKULL LOGO

This chrome-plated Fender Tip Lens Kit adds a little attitude to your ride. The kit features front and rear lenses with a translucent illuminated skull silhouette. The easy-to-install kit includes an amber front lens and red rear lens.

59651-01

Fits '86-later FLSTC, '93-'96 FLSTN and '80-'08 Electra Glide®, Tour Glide™ and Road King® models (except FLHRC and FLHRS).



C. BAR & SHIELD FENDER TIP LENS



D. FENDER TIP LENS WITH SKULL LOGO



E. FRONT FENDER SKIRT - CHROME



F. FENDER SKIRT MEDALLIONS (BAR & SHIELD SHOWN)



F. FENDER SKIRT MEDALLIONS



G. WILLIE G SKULL FENDER SKIRT



H. ROAD KING CLASSIC FENDER SKIRT

TOURING & TRIKE 243

Fender Trim

E. FRONT FENDER SKIRT

Designed as an easy-to-install replacement for the Original Equipment fender trim, this formed steel fender skirt features four raised accent ribs that wrap around the rear to add depth and texture. Available in your choice of mirror-finished chrome or gloss black finishes, the skirt is the perfect complement to any styling direction. And for a distinctive look, the flat side panels are the perfect spot to place your choice of self-adhesive medallions (sold separately). Kit includes mounting hardware.

Fits '14-later Touring and Tri Glide® models with Original Equipment fender skirts.

61400312 Chrome.

F. FENDER SKIRT MEDALLIONS

Personalize your fender skirts or almost any flat surface. These heavy-weight cast three-dimensional medallions add a distinctive look to your ride, and complement other available Harley® accessory collections. Self-adhesive backing holds the medallion firmly in place. Medallions are approximately 1.5" diameter. Sold in pairs.

14100747 Bar & Shield.

14100748 Classic H-D.

14100749 Willie G Skull.

G. WILLIE G SKULL FENDER SKIRT

This decorative chrome-plated fender skirt is a direct replacement for stock fender skirt. Features a three-dimensional sculptured concho with skull design set off with black accents. Mounting hardware included.

59582-02A

Fits '06 FLST, '86-'08 FLSTC, '93-'96 FLSTN, '80-'13 Touring and '09-'13 Trike models equipped with Original Equipment fender skirt.

H. ROAD KING® CLASSIC FENDER SKIRT

The latest in the family of Road King-inspired accessories, this chrome-plated steel fender skirt features four raised accent ribs and a die-cast Road King® Classic medallion in chrome with black accents. Mounting hardware included.

59005-98

Fits '80-'13 Touring and '09-'13 Trike models equipped with Original Equipment fender skirt.

244 TOURING & TRIKE

Fairing Trim

A. GAUGE TRIM KIT – CHROME

A touch of chrome makes all the difference. These classic gauge bezels take just a few minutes to install, and add the beauty of chrome to your dash. Trim rings are formed to the gauge shapes and feature peel-and-stick adhesive backing for permanent installation. No back plate is required for installation. The 4-piece kit includes two large and two small gauge bezels.

61400451

Fits '14-later Electra Glide®, Street Glide®, Ultra Limited® and Tri-Glide® Models. Fits with '18-later CVO™ backplate. Does not fit with Gauge Trim P/N 61400328. Does not fit '23-later FLHXSE, '24-later FLHX and '25-later FLHXU models.

B. CHROME INSTRUMENT BEZELS

A touch of chrome makes all the difference. These bezel covers take just seconds to install and add the beauty of chrome to your dash. Available to fit all the fairing-mount gauges, these easy-to-install, chrome-plated formed rings feature peel-and-stick adhesive backing for permanent installation.

1. 4" Chrome Gauge Bezel

74541-00

Fits Speedometer and Tachometer Gauges on '00-'22 XL, '00-'13 Dyna® (except FLD and FXDWG), '13-'17 FXSB, FXSBSE, and FXST-Aus, and '00-'13 Electra Glide, Street Glide, Road Glide® and Trike Models. Sold individually.

2. 2" Chrome Gauge Bezel

74550-92T

Fits Voltmeter, Oil Pressure, Air Temp and Fuel Gauge on '86-'13 Electra Glide, Street Glide, Road Glide and Trike models. Sold in pairs.

3. Radio and Gauge Faceplate Trim

74612-06

Fits '96-'13 Electra Glide, Street Glide and Trike models.

C. INNER FAIRING TRIM KIT – ROAD GLIDE®

Add a touch of luxury and style to your dash. This complete kit dresses the inner fairing by surrounding the gauges, radio faceplate and front speakers with chrome. Self-adhesive bezels are easy to install, and add a brilliant finish to matte or gloss finish inner fairings. The 6-piece kit includes the Gauge Trim Kit, Radio Faceplate Trim and two Front Speaker Trim Rings.

61400296 6-Piece Kit.

Fits '15-later Road Glide® models (except FLTRUSE). Does not fit models equipped with Boom!™ Audio Fairing Speakers. Also fits '23-later FLTRT models. Does not fit '23-later FLTRXSE '24-later FLTRX and FLTRXSTSE models.

D. INNER FAIRING TRIM – CARBON FIBER DESIGN

Transform the look of the inner fairing with this easy-to-install fairing trim accents. These self-adhesive components add a contrasting look to the expanse of satin black or color-matched surface in front of you. The 5-piece kit includes media storage door trim, left panel trim and 3-piece switch panel trim. The Gauge Trim surrounds the instrument cluster for added depth and dimension.

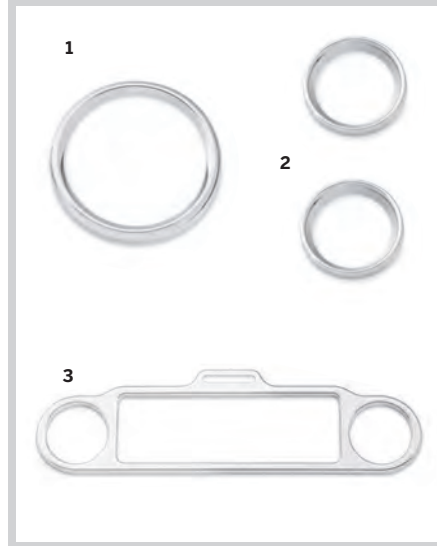
Fits '14-later Electra Glide®, Street Glide®, Ultra Limited® and Tri-Glide® models. Does not fit '23-later FLHXSE, '24-later FLHX and '25-later FLHXU models.

61400328 Gauge Trim.

61400334 5-Piece Trim.



A. GAUGE TRIM KIT – CHROME




B. CHROME INSTRUMENT BEZELS



C. INNER FAIRING TRIM KIT – ROAD GLIDE



D. INNER FAIRING TRIM – CARBON FIBER DESIGN



Gauge Trim

5-Piece Trim



E. FAIRING MOUNT MIRRORS – BLACK



F. FAIRING MOUNT MIRRORS – CHROME



G. FORK LOCK COVER – CLOSED



G. FORK LOCK COVER – OPEN



H. GAUGE VISOR RING

TOURING & TRIKE 245

Fairing Trim

E. FAIRING MOUNT MIRRORS – BLACK

Fairing Mount Mirrors offer a truly innovative look from the traditional handlebar-mounted mirrors. Mounting just inside the inner fairing, the molded plastic mirror housings complement the contours of the batwing fairing. They provide a wide range of adjustability and feature convex mirror glass that maximizes your field of view. The Bar & Shield logo is carefully laser-etched on each mirror glass. Kit includes necessary hardware, instructions and mounting template for easy installation.

56000076

Fits '14-later Electra Glide®, Ultra Limited® and Tri-Glide® models. Original Equipment on Street Glide® models (except FLHTCUTG). Does not fit '23-later FLHXSE, '24-later FLHX and '25-later FLHXU models.

91945-98B

Fits '96-'13 Electra Glide and Trike models. Original equipment on Street Glide models.

F. FAIRING MOUNT MIRRORS – CHROME

Add a splash of chrome to the batwing inner fairing. These Fairing Mount Mirrors de-clutter the handlebar and add a contemporary aero style to your ride. The attractive chrome housing provides a custom look, and the convex mirror and wide range of adjustment maximizes your field of view. A direct bolt-on replacement for Original Equipment fairing mount mirrors, the kit includes the hardware and mounting template required for easy and accurate installation on many models.

56000077

Fits '14-later Electra Glide, Street Glide, Ultra Limited and Tri-Glide models. Original Equipment on Street Glide models (except FLHTCUTG). Does not fit '23-later FLHXSE, '24-later FLHX and '25-later FLHXU models.

G. FORK LOCK COVER

This chrome-plated aluminum die-cast cover finishes the look of the Road King® fork lock. The protective cover adds a finishing touch to the handlebar cover and the smooth domed lid flips up to provide access to the fork lock. Includes chrome-plated flush-mount hardware.

71790-05 Fits '94-later Road King® models.

H. GAUGE VISOR RING

A touch of chrome makes all the difference. These easy-to-install trim rings feature an integrated eyebrow visor to shield the gauge face from the sun's glare. Self-adhesive backing for secure mount.

74661-04 5" Gauge.

Fits '12-'17 FLD, '99-'08 FXDWG, '15-'17 FXDF, '99-'17 Softail (except FLSTFSE, FLSTNSE, FXCW, FXCWC, FXS, FXSB, FXSBSE, FXSE, FXST-Aus, FXSTD and models equipped with Chrome Console P/N 67575-04), '18-later FLSSL, FLDE, FLHC and FLHCS and '99-'07 Road King models.

246 TOURING & TRIKE

Console Trim

A. GLOSS BLACK CONSOLE KIT

Lead the way to the dark side. This blacked-out Console Kit includes the major components required to change the chrome console to a dark custom look. Manufactured from Original Equipment components for superior fit and finish, the kit includes black console, gasket and hardware. Available for models with or without 7-pin DIN headset connector. Add your choice of Fuel Door (sold separately) to set your bike apart from the crowd.

Fits '08-later Electra Glide®, Street Glide®, Ultra Limited®, Road Glide® and Tri Glide® models with center fill tank. Does not fit '23-later FLHXSE and FLTRXSE and '24-later FLHX, FLTRX and FLTRXSTSE and '25-later FLHXU models.

70900463 Without CB Communications Port.

B. FUEL TANK CONSOLE DOOR – GLOSS BLACK

The gloss black fuel door is the perfect match for the Gloss Black Console Kit. The easy-to-install fuel door replaces the stock door, and reuses Original Equipment mounting hardware.

70900465A

Fits '08-later Electra Glide®, Street Glide®, Ultra Limited®, Road Glide® and Tri Glide® models with center fill tank. Does not fit '23-later FLHXSE and FLTRXSE and '24-later FLHX, FLTRX and FLTRXSTSE models.

C. PUSH-BUTTON FUEL TANK CONSOLE DOOR RELEASE

An added convenience you'll appreciate at fuel stops. This lockable replacement for your stock fuel tank console door lock allows the door to be opened without a key by depressing the center button of the lock. For basic security, it can be locked with any barrel key.

53842-00C

Fits '92-later Electra Glide, Street Glide, Ultra Limited, Tour Glide™, Road Glide and Tri Glide models with center fill tank (except FLHX, FLHXSE, FLHXU, FLTRX, FLTRXSE and FLTRXSTSE).

D. SMOOTH PUSH-BUTTON FUEL TANK CONSOLE DOOR RELEASE

Add stop-and-go speed at the gas pump. The smooth button replaces the lock for push-to-open convenience. No more digging in your pocket for the key. The large button is easy to operate while wearing gloves.

Fits '92-later Electra Glide, Street Glide, Ultra Limited, Tour Glide, Road Glide and Tri Glide models with center fill tank. Does not fit '23-later FLHXSE and FLTRXSE, '24-later FLHX, FLTRX and FLTRXSTSE and '25-later FLHXU models.

53919-04B Chrome.

90300096A Gloss Black.



A. GLOSS BLACK CONSOLE KIT
(70900463 SHOWN)
(SHOWN WITH BLACK FUEL DOOR)



A.



B. FUEL TANK CONSOLE DOOR –
GLOSS BLACK



C. PUSH-BUTTON FUEL TANK CONSOLE DOOR
RELEASE



D. SMOOTH PUSH-BUTTON FUEL TANK
CONSOLE DOOR RELEASE – GLOSS BLACK



D. SMOOTH PUSH-BUTTON FUEL TANK
CONSOLE DOOR RELEASE – CHROME



E. NUMBER ONE SKULL FUEL TANK
CONSOLE DOOR



F. WILLIE G SKULL FUEL TANK CONSOLE
DOOR – BLACK



G. WILLIE G SKULL FUEL TANK CONSOLE
DOOR – CHROME



H. LIVE TO RIDE FUEL TANK CONSOLE DOOR –
CHROME



H. LIVE TO RIDE FUEL TANK CONSOLE DOOR –
GOLD

TOURING & TRIKE 247

Console Trim

E. NUMBER ONE SKULL FUEL TANK CONSOLE DOOR

The sinister Harley-Davidson #1 Skull logo dresses for a night on the town. This complete die-cast aluminum collection has been polished and chrome-plated to a brilliant shine, then finished with a contrasting black-filled Dark Custom Skull logo. These easy-to-install Fuel Doors replace the stock door, and reuse Original Equipment mounting hardware and lock.

62378-10A

Fits '08-later Electra Glide®, Street Glide®, Ultra Limited®, Road Glide® and Tri Glide® models with center fill tank. Does not fit '23-later FLHXSE and FLTRXSE, '24-later FLHX, FLTRX and FLTRXSTSE models.

F. WILLIE G SKULL COLLECTION FUEL TANK CONSOLE DOOR – BLACK

Penned at the hand of Willie G, the famous Skull Collection makes a shift to the dark side. Completely drenched in matte black, the raised skull and surrounding Harley-Davidson Motorcycle script adds a subtle ominous touch to your ride. The matte finish easily coexists alongside gloss black or wrinkle black surfaces. These easy-to-install Fuel Doors replace the stock door, and reuse Original Equipment mounting hardware and lock.

61300794

Fits '08-later Electra Glide®, Street Glide®, Ultra Limited®, Road Glide® and Tri Glide® models with center fill tank. Does not fit '23-later FLHXSE and FLTRXSE, '24-later FLHX, FLTRX and FLTRXSTSE models.

G. WILLIE G SKULL FUEL TANK CONSOLE DOOR – CHROME

Add a little attitude to your ride. Styled to complement Harley-Davidson® Skull accessory items, the menacing raised skull with black-filled eyes leaps from a field of chrome. The surrounding Harley-Davidson Motorcycles script is the perfect finishing touch. These easy-to-install Fuel Doors replace the stock door, and reuse Original Equipment mounting hardware and lock.

61308-09A

Fits '08-later Electra Glide®, Street Glide®, Ultra Limited®, Road Glide® and Tri Glide® models with center fill tank. Does not fit '23-later FLHXSE and FLTRXSE, '24-later FLHX, FLTRX and FLTRXSTSE models.

61374-04

Fits '92-'07 Electra Glide, Tour Glide™ and Road Glide models with center fill tank.

H. LIVE TO RIDE FUEL TANK CONSOLE DOOR

Live to Ride, Ride to Live. It has become the motto of the Harley-Davidson nation, accompanying riders over millions of miles of travel. This collection is a tribute to that way of life. These easy-to-install Fuel Doors replace the stock door, and reuse Original Equipment mounting hardware and lock. Available in your choice of gold or chrome finish.

Fits '08-later Electra Glide®, Street Glide®, Ultra Limited®, Road Glide® and Tri Glide® models with center fill tank. Does not fit '23-later FLHXSE and FLTRXSE, '24-later FLHX, FLTRX and FLTRXSTSE models.

61335-09A Gold.

61300049A Chrome.

248 TOURING & TRIKE

Tour-Pak® Trim

A. TOUR-PAK® HINGE AND LATCH KIT – GLOSS BLACK

Upgrade the appearance of your Tour-Pak® luggage. These Original Equipment-style hinges and latch are polished and finished in rich gloss black. The complete kit includes hinges, latch and all necessary hardware.

53000343

Fits '14-later Touring and Tri Glide® models equipped with Chopped or King Tour-Pak Luggage.

B. PREMIUM TOUR-PAK LATCHES

Styled to complement the Premium Tour-Pak Hinges, these die-cast latches provide a bold look to your ride. Designed to eliminate the traditional catch and clamp design, these latches make access to the Tour-Pak luggage easier than ever. Simply press down on the top of the lid to secure the latching mechanism. The self-aligning design positions the lid perfectly for no-fuss closure. A simple push of the button releases the lock and pops the lid open for convenience. Latches feature hidden hardware for a clean appearance and the front latch wraps around the Original Equipment lock for a custom touch. Kit includes front and rear latch and all mounting hardware.

Fits '06-'13 Touring and Trike models equipped with King or Ultra Tour-Pak Luggage. Does not fit with Leather, Razor-Pak or Chopped Tour-Pak Luggage. Does not fit models equipped with Tour-Pak Lock Covers P/N 53000217 or 53000218.

53000252 Chrome.

C. PREMIUM TOUR-PAK HINGES

Upgrade the appearance of your Tour-Pak luggage with billet-style premium hinges. Styled to complement the Original Equipment Tour-Pak latches, these hinges add a clean, bold look with no exposed hardware. Available in mirror chrome or gloss black finish, the complete kit includes two hinges and all necessary hardware. Drill is required to remove the factory installed hinge mounting rivets.

Fits '88-'13 Touring and Trike models equipped with Razor-Pak, Chopped or King Tour Pak luggage.

79211-08A Chrome.

53000131 Gloss Black.



A. TOUR-PAK HINGE AND LATCH KIT – GLOSS BLACK



B. PREMIUM TOUR-PAK LATCHES – CHROME



C. PREMIUM TOUR-PAK HINGES – CHROME



C. PREMIUM TOUR-PAK HINGES – GLOSS BLACK



D. TOUR-PAK LATCHES – GLOSS BLACK



E. EZ TOUR-PAK LID CATCH



E. EZ TOUR-PAK LID CATCH



G. RETRACTABLE TOUR-PAK LID TETHER



F. TOUR-PAK LOCK COVER – CHROME



H. RETRACTABLE TRUNK DOOR TETHER

TOURING & TRIKE 249

Tour-Pak® Trim

D. TOUR-PAK® LATCHES – GLOSS BLACK

Add a custom touch to your Tour-Pak® luggage. Styled to complement available gloss black Premium Tour-Pak Hinges, these Original Equipment-style latches are polished and finished in rich gloss black. The complete kit includes latches, hasps and all necessary hardware.

53000130

Fits '88-'13 Touring and Trike models equipped with Razor-Pak, Chopped or King Tour-Pak Luggage.

E. EZ TOUR-PAK LID CATCH

Add the convenience of a self-aligning Tour-Pak lid to your Touring bike. Simply close the lid and latch it down. This easy-to-install kit eliminates the need to shift the position of the lid because the latches line up perfectly every time.

53000195

Fits '85-'13 Touring and Trike models equipped with King, Ultra or Razor-Pak Tour-Pak Luggage. Does not fit Chopped, Leather or Sport Tour-Pak luggage.

F. TOUR-PAK LOCK COVER

This elegant die-cast cover with a Bar & Shield logo adds a custom touch to your Tour-Pak lock. Simply use your thumb to rotate the domed cover to expose the Original Equipment lock. A detent holds the cover in the open position and provides unhindered access for your key. Easy to install, the protective cover is held firmly in place by the Original Equipment lock and lock mounting hardware.

Fits '88-'13 Touring and Trike models equipped with King, Razor-Pak or Chopped Tour-Pak Luggage. Does not fit with Premium Tour-Pak Latches P/N 53000252 or 53000253.

53000217 Chrome.

G. RETRACTABLE TOUR-PAK LID TETHER

Add the convenience of a Retractable Tether to your Tour-Pak luggage. When extended to its full length, the strong cord holds the lid open at least 10° past vertical for improved stability and easy packing. Then the device automatically coils the tether cord inside the housing to eliminate pinched cords when closing the lid. The attractive housing with Bar & Shield logo attaches to the existing mounting points and replaces the Original Equipment cord.

54171-11

Fits '97-'13 Touring and Trike models equipped with a King, Ultra, Chopped or Razor-Pak Tour-Pak luggage. Will not fit Leather or Sport Tour-Pak luggage.

H. RETRACTABLE TRUNK DOOR TETHER

Add the convenience of a Retractable Tether to your Trike trunk door. The tethers easily mount to your trunk door and replace the stock support cords. When you open the trunk door, the tether smoothly deploys from the housing to support the door in the full open position. Then as you close the door, the device automatically coils the tether cord inside the housing to eliminate pinched cords. The attractive housing with Bar & Shield logo attaches to the existing mounting points. Sold in pairs.

53000237

Fits '11-later Tri Glide® models.

250 TOURING & TRIKE

Saddlebag Trim

A. SADDLEBAG LATCH AND HINGE KIT – GLOSS BLACK

Gloss Black Saddlebag Hinge Covers and finger-operated Latches are an easy way to give your Touring bike a unique monochrome look. These latches add a dark custom touch to the motorcycles's profile, and complement almost any paint combination. Easy to install with Original Equipment hardware and reflectors.

90200914 Latch Lever and Hinge Cover Kit.
Fits '14-later Touring models (except '23-later FLHXSE, FLTRXSE, '24-later FLHX, FLTRX and FLTRXSTSE and '25-later FLHXU) equipped with hard saddlebags.

90201052 Latch Lever only.
Fits '14-later Touring models (except FLHXSE, FLTRXSE, '25-later FLHXU and FLTRXSTSE) equipped with hard saddlebags.



A. SADDLEBAG LATCH AND HINGE KIT – GLOSS BLACK

B. SADDLEBAG LATCH PLATE – VIVID BLACK

Saddlebag Latch Plates are an easy way to give your Touring bike a unique monochrome look. Available in Vivid Black, these latches add a splash of color to the motorcycle profile. Easy to install with Original Equipment hardware.

Fits '93-'13 Touring models equipped with Color-Matched Hard Saddlebags. HDI models require separate purchase of Reflectors P/N 59289-92 and 59290-92.

90853-06DH Right Side.



A. SADDLEBAG LATCH AND HINGE KIT – GLOSS BLACK



A. SADDLEBAG LATCH AND HINGE KIT – GLOSS BLACK



B. SADDLEBAG LATCH PLATE – VIVID BLACK



C. FENDER SUPPORT KIT – GLOSS BLACK



D. SADDLEBAG FILLER STRIPS – BLACK



D. SADDLEBAG FILLER STRIPS – BLACK



E. LOWER BELT GUARD COVER – CHROME

TOURING & TRIKE 251

Chassis Trim – Rear End

C. FENDER SUPPORT KIT – GLOSS BLACK

Manufactured from Original Equipment components to ensure superior fit and finish, the gloss black Fender Support Kit replaces the Original Equipment cast and chrome fender support system and continues the dark look to the area between and behind the saddlebags. The ideal finishing touch for your blacked-out Touring bike, these covers are the perfect complement to the optional gloss black Passenger Sissy Bars, Luggage Racks, Tour-Pak® mounting racks and Docking Hardware Kits. Kit includes gloss black left and right supports and docking hardware slot fillers.

90201206
Fits '14-later Touring models.

D. SADDLEBAG FILLER STRIPS

For those who seek perfection, these kits fill in the gaps between the fender and the rear of the saddlebags, hiding the saddlebag mounting bracket. Choose between primed, highly polished chrome, or color-matched to your sheet metal and bags for a truly custom look.

Fits '14-'24 Touring (except FLHRXS, FLHX, FLHXS, FLTRX, FLHXSE, FLTRXS and FLTRXSE) models with hard saddlebags. Does not fit with accessory Saddlebag Guard Rails.

90200872DH Solid – Vivid Black.

E. LOWER BELT GUARD COVER – CHROME

Dress your lower belt guard in chrome. This polished and chrome-plated metal guard is formed to fit over the Original Equipment belt guard for easy installation.

60408-09
Fits '07-later Touring models.

252 TOURING & TRIKE

Rear Lighting

A. SIGNATURE LED KING TOUR-PAK® LUGGAGE RUN/BRAKE/TURN LAMP KIT

Signature LED Rear Lighting delivers modern style and function that improves rider conspicuity to surrounding traffic. The light pipe around the perimeter diffuses light and is always illuminated as a running light for eye-catching visibility. Sequential turn signal elements sweep outward from the center to grab the attention of other motorists and make the motorcycle more conspicuous. LED Brake and Turn lights exceed the output of Original Equipment rear lighting. Easy plug-and-play installation requires no wiring splicing.

67801541 Red Lens.
Fits '23-later FLHXSE, FLTRXSE, '24-later FLHX, FLTRX, FLTRXSTSE and '25-later FLHXU models. Additional purchase of Electrical Connection Kit P/N 69203400 is required.



A. SIGNATURE LED KING TOUR-PAK LUGGAGE RUN/BRAKE/TURN LAMP KIT

B. SIGNATURE LED KING TOUR-PAK® LUGGAGE CARRIER RUN/BRAKE/TURN LAMP KIT

Sequential turn signal elements sweep outward from the center to grab the attention of other motorists and make the motorcycle more conspicuous. Offered with Smoked or Red lenses.

Fits '14-later Touring (except '23-later FLHXSE and FLTRXSE, and '24-later FLHX, FLTRX, and FLTRXSTSE), '25-later FLHXU) and Trike models equipped with King Tour-Pak® luggage carrier.

67801129 Red Lens.
67801128 Smoked Lens.



B. SIGNATURE LED KING TOUR-PAK® LUGGAGE CARRIER RUN/BRAKE/TURN LAMP KIT – RED LENS

C. LIGHT BAR WITH LED BULLET TURN SIGNALS*

These Turn Signals feature fast-acting, extra-bright LEDs set in compact bullet-shaped die-cast housings. Available with red or smoked lenses, these lamps glow a bright red color when functioning as brake lamps, running lights and directional indicators. The kit includes the Rear Light Bar with integrated down-lighting for the license plate, bullet lamp housings and wiring. Installation does not require installation of a control box or load equalizer and the turn signals attach directly to existing wiring without cutting or splicing. These LED signals are the perfect match for the available LED Front Turn Signals. Meets DOT requirements.

Fits '17-later FLHRXS and '14-later FLHT, FLHX, FLHXS, FLTRX, and FLTRXS models with Original Equipment rear bullet stop/turn/tail light bar.

67800492 Chrome – Smoked Lens.



C. LIGHT BAR WITH LED BULLET TURN SIGNALS – CHROME WITH SMOKED LENSES



D. BULLET REAR LIGHT BAR – GLOSS BLACK

D. BULLET REAR LIGHT BAR – GLOSS BLACK*

Complete the blacked-out treatment of your custom Touring bike. This complete kit replaces the Original Equipment chrome bar and lamps with a sinister black edition for a minimalistic look. The kit includes the Rear Light Bar with integrated down-lighting for the license plate, bullet lamp housings and wiring.

Fits '10-later Street Glide®, '10-later Road Glide®, '17-later FLHRXS and '19-later FLHT models with Original Equipment rear bullet turn signal light bar. Does not fit '23-later FLHFB, FLHXSE, FLTRKSEANV and FLTRXSE and '24-later FLHX, FLTRX and FLTRXSTSE and '25-later FLHXU models.

67800483 Domestic.
67800484 International.

E. TRI-BAR LIGHT UPGRADE – AUXILIARY RUNNING LIGHT/BRAKE LIGHT*

Upgrade the Original Equipment Tri-Bar fender light from a single-mode running light to a dual-mode running and brake light. The three smoked light bands glow red in the running mode and increase in intensity when the brakes are applied.

68358-07A
Fits '06-'09 FLHX models.

67774-10
Fits '10-later FLHX and FLTRX models (except HDI models and '24-later FLHX and FLTRX).



E. TRI-BAR LIGHT UPGRADE – AUXILIARY RUNNING LIGHT/BRAKE LIGHT



***WARNING:** Disconnecting your DOT-required tail, brake and turn signal lighting could reduce your visibility to others and result in death or serious injury.

TOURING & TRIKE 253

Rear Lighting

F. CURVED LICENSE PLATE FRAME – TOURING

Love the look of your bike but hate the appearance of your state-mandated license plate? This stylish Curved License Plate Frame is shaped to hug the contour of the rear fender. Designed to replace the Original Equipment black license plate bracket, installation requires no drilling or rewiring. The front frame cover conceals the plate's mounting holes and raw edges and the curved shape hides the unfinished rear side of the plate. Available in chrome or gloss black finish, the complete kit includes all required mounting hardware.

Fits '23-later FLHXSE and FLTRXSE, '24-later FLHX, FLTRX, & FLTRXSTSE, and '25-later FLHXU. Will not fit with decorative hardware kits 41170-03, 94546-05, 94114-02, and 41161-01.

67900686 Black.
67900687 Chrome.

Fits '10-later FLHRXS and '10-'23 FLHX, FLHXS, FLHXST, FLTRX, FLTRXS, and FLTRXST models.

67900008 Chrome.
67900058 Gloss Black.



F. CURVED LICENSE PLATE FRAME – TOURING, GLOSS BLACK



F. CURVED LICENSE PLATE FRAME – TOURING, CHROME

G. SADDLEBAG INTERIOR LIGHT KIT

Don't be left in the dark. This bright convenience lamp kit turns night-time into day when you open your saddlebag. Features modern, slim, integrated design. Brilliant white LED light pod mounts inside the saddlebag. Uses an automatic on/off to illuminate the interior when the saddlebag is opened. Sold as a pair

68000425

Fits '23-later FLHXSE, FLTRXSE, '24-later FLHX, FLTRX, FLTRXSTSE and '25-later FLHXU models. Does not fit with Saddlebag Liners P/N 90202608. Requires additional purchase of Harness P/N 69203270.

Shown with:

SADDLEBAG LIGHT HARNESS

Required to install Saddlebag Interior Light Kit P/N 68000425.

69203270

Fits '23-later FLHXSE and FLTRXSE and '24-later FLHX, FLTRX, FLTRXSTSE and '25-later FLHXU models.

H. TOUR-PAK® LUGGAGE AND SADDLEBAG INTERIOR LIGHT KIT

Don't be left in the dark. This bright convenience lamp kit turns nighttime into day when you open your Tour-Pak® luggage or saddlebag. A brilliant white LED light pod mounts inside the Tour-Pak luggage to illuminate the interior and the two available LED light pods mount to the bottom of the Tour-Pak luggage to cast light inside the open saddlebags. Each LED light pod features a soft-touch micro switch for ease of activation and a 5-minute auto shutoff timer to prevent battery drain.

1-Light Tour-Pak Light Kit

68000152

Fits '14-later Electra Glide® and Street Glide® models (except '23-later FLHXSE, '24-later FLHX and '25-later FLHXU) equipped with King Tour-Pak® luggage.

I. TRUNK INTERIOR LIGHT KIT

Don't be left in the dark. This bright convenience lamp kit turns nighttime into day when you open your Trike's trunk. Two brilliant white LED light pods mount inside the trunk to illuminate the interior and the included contact switch turns the light on and off when you open and close the door. A 5-minute auto shut-off timer prevents battery drain. Kit includes wiring harness and installation hardware.

83946-11 Fits '09-later FLHTCUTG models.



G. SADDLEBAG INTERIOR LIGHT KIT



H. TOUR-PAK LUGGAGE AND SADDLEBAG INTERIOR LIGHT KIT – '14-LATER MODELS



I. TRUNK INTERIOR LIGHT KIT



***WARNING:** Disconnecting your DOT-required tail, brake and turn signal lighting could reduce your visibility to others and result in death or serious injury.

254 TOURING & TRIKE

Electrical Accessories


A. VEHICLE HOLD CONTROL UPGRADE KIT

This kit enables the Vehicle Hold Control (VHC) feature, which applies and holds brake pressure when activated and prevents the motorcycle from rolling after the rider has released the brake controls. The primary function of VHC is to prevent the motorcycle from rolling when it is stopped and make it easier to ride away with confidence by minimizing the number of controls needed to pull away smoothly.

- Adds VHC to models equipped with Rider Safety Enhancements by Harley-Davidson (formerly known as RDRS)
- Prevents the motorcycle from rolling when it is stopped, for example at a stop sign on a hill, in stop-and-go traffic on a slope, or on a steep decline out of a parking structure
- The system applies brake pressure from the time the rider has released the brake controls until the rider actuates the throttle and clutch to pull away
- VHC is engaged and disengaged automatically, making it easier to maneuver the bike confidently
- VHC is not intended as a substitute for a parking brake in any situation

69203477

Fits '20-later Touring models equipped with RDRS and '24-later FLHX, FLTRX, FLTRXSTSE and '25-later FLHXU. Stock on '23-later FLHXSE and FLTRXSE. Installation requires dealer Digital Technician update.



A. VEHICLE HOLD CONTROL UPGRADE KIT

B. AUXILIARY POWER PORT – HANDLEBAR MOUNT

Power your cell phone, GPS, portable music player or tire inflator from this handy 12-volt power port. The elegant cast housing features a conventional style power outlet that accepts most 12V automotive power adapter plugs and a pop-top cover to protect the port while not in use.

Fits '15-'20 XG, '14-'22 XL, '12-'17 Dyna®, '11-'24 Softail® (except FXDRS, and FXFB and FXFBS models with stock tapered bars), '14-later Road King®, and models with either 1" or 7/8" diameter handlebars. '17-later Road King® requires separate purchase of Electrical Connection Kit P/N 69201599A. '18-'24 Softail® models require separate purchase or Electrical Connection Kit P/N 69201750.

69200971 Chrome.

69200970 Black.


Fits '12-'17 Dyna, '11-'24 Softail (except FXDRS, and FXFB and FXFBS models with stock tapered bars), and '14-later Road King models with 1-1/4" diameter handlebars. '17-later Road King requires separate purchase of Electrical Connection Kit P/N 69201599A. '18-'24 Softail models require separate purchase of Electrical Connection Kit P/N 69201750.

69200855 Chrome.

69200854 Black.



B. AUXILIARY POWER PORT – HANDLEBAR MOUNT, CHROME



B. AUXILIARY POWER PORT – HANDLEBAR MOUNT, BLACK



C. USB CHARGING ADAPTOR



D. AUXILIARY POWER PORT – TOUR-PAK MOUNT



E. AUXILIARY POWER PORT – SADDLEBAG MOUNT



TOURING & TRIKE 255

Electrical Accessories

C. USB CHARGING ADAPTOR

Charge your cell phone, MP3 players and other hand-held devices while on the road. Compact Adaptor plugs into standard or accessory 12-volt power ports, and provides a standard USB-style outlet that accepts many phone and music player power cords.

69200357

For use with Original Equipment or accessory 12V Auxiliary Power Port. Does not fit Electric Vehicles. Does not fit '23 FLHXSE and FLTRXSE models.

AUXILIARY POWER PORTS

Power your cell phone, GPS, portable music player or tire inflator from this handy 12-volt power port. The conventional style power outlet accepts most 12V automotive power adapter plugs, and features a pop-top cover to protect the port while not in use.

D. AUXILIARY POWER PORT – TOUR-PAK® MOUNT

Easy-access power port mounts to the wall of the Tour-Pak® luggage, allowing you to recharge music players and cell phones in a secure locked location.

69200826

Fits '14-'24 FLHTCU and FLHTCUL and '14-later FLHTCUTG models. Original Equipment on FLHTK, FLHTKL, FLTRK, and FLHTCUTGSE models.

91671-10

Fits '06-'13 FLHTC and FLTRU, '96-'13 FLHTCU and '09-'13 FLHTCUTG models. Also fits '06-'13 Touring models with accessory King Tour-Pak luggage and '98-'13 Touring models with Tour-Pak mounted rear speaker pods. Not for use with Accessory Fitted Liners or Premier Liner.

E. AUXILIARY POWER PORT – SADDLEBAG MOUNT

This convenient power port mounts to the inside wall of the saddlebag, allowing you to charge cell phones and music players in an out-of-sight location. Power port features a quick-disconnect plug for use with detachable saddlebags.

69200091

Fits models equipped with 12-volt battery (except FXDRS, VRSC, XG models, or with Throw-Over or Swingarm Bags). Not for use with accessory Fitted Liners or Premier Liners. Requires separate purchase of Battery Charging Harness P/N 94624-97B, if not already equipped. Does not fit '23 FLHXSE and FLTRXSE models.

256 TOURING & TRIKE

Electrical Accessories

A. AUXILIARY POWER SWITCH KIT – FAIRING MOUNT

Styled to match the Original Equipment fairing dash panel switches. These Auxiliary Power switches allow you to control additional fog lamps, auxiliary lighting, heated gear or electrical accessories with the touch of a finger. Kit includes two auxiliary switches, wire harnesses and installation hardware.

71400129

Fits '17-later Electra Glide®, Street Glide®, Road Glide®, Ultra Limited® and Tri Glide® (except '24-later FLHX, FLTRX and FLTRXST and '25-later FLHXU) models. Does not fit CVO™ models.

71400106

Fits '14-'16 Electra Glide, Ultra Limited, Road Glide Ultra and Tri Glide models.

71400105

Fits '14-'16 Road Glide, Street Glide and Ultra Limited models. Includes dash switch assembly mount.



A. AUXILIARY POWER SWITCH KIT – FAIRING MOUNT (71400129 SHOWN)



B. ELECTRICAL CONNECTION UPDATE KIT – TOURING

Harness plugs into accessory connector to provide 12-volt power leads. Required to install Heated Grips, XM Radio, Cruiser Amp & Speaker Systems, zümo® GPS, Digital Oil Pressure Gauge, Garage Door Opener Kits, Heated Seats, decorative lighting or other electrical accessories.

69201599A

Fits '18-'24 Softail models and '17-later Touring (except '23-later FLHXSE, FLTRXSE, '24-later FLHX, FLTRX, FLTRXSTSE and '25-later FLHXU) and Trike as a mid-bike connector (near the seat).

69200722

Fits '14-'16 Touring and Trike models.



A. AUXILIARY POWER SWITCH KIT – FAIRING MOUNT (71400105 SHOWN)



C. SWITCHED CIRCUIT ADAPTER HARNESS

This harness allows two accessories to be connected to the switched accessory circuit featured on '94-later Touring models. You then may switch two accessories on or off simultaneously as required.

70264-94A

Fits '94-later Touring (except '23-later FLHXSE, FLTRXSE, '24-later FLHX, FLTRX, FLTRXSTSE and '25-later FLHXU) and Trike models. Required on '14-later Touring and Trike models when connecting multiple powered accessories using Electrical Connection Kit P/N 69200722, 71400129, or 69201599A.

69201706

Fits '18-later Softail® and '17-later Touring (except '23-later FLHXSE, FLTRXSE, '24-later FLHX, FLTRX and FLTRXSTSE and '25-later FLHXU) and Trike models. Required when connecting the CoolFlow™ Fan and another powered accessory using Electrical Connection Kit P/N 69201599A.

Also available:

ELECTRICAL ACCESSORY ADAPTER

Harness accommodates the addition of multiple electrical accessories to the main battery power circuit on specified models.

70270-04A


Fits '07-later VRSC™, '04-'13 XL and XR, '04-'11 Dyna®, '04-'10 Softail® and '04-'13 Touring models. Also fits '14-later Touring (except '24-later FLHX, FLTRX, FLTRXST and '25-later FLHXU) and Trike models when equipped with a third or fourth pair of Boom!™ Audio Stage II Speakers.



B. ELECTRICAL CONNECTION UPDATE KIT – TOURING (69201599A SHOWN)



B. ELECTRICAL CONNECTION UPDATE KIT – TOURING (69200722 SHOWN)



C. SWITCHED CIRCUIT ADAPTER HARNESS & ELECTRICAL ACCESSORY ADAPTER



D. 12 WAY TO 4 WAY ELECTRICAL HARNESS – HEATED SEAT



E. PORT SPLITTER HARNESS



F. 45-AMP CHARGING SYSTEM FOR ELECTRA GLIDE MODELS



G. VOLTAGE REGULATOR – CHROME TOURING



TOURING & TRIKE 257

Electrical Accessories

D. 12 WAY TO 4 WAY ELECTRICAL HARNESS – HEATED SEAT

Harness required for installation of additional electrical accessories with a Heated seat.

69203476

Fits '23-later FLHXSE, FLTRXSE, '24-later FLHX, FLTRX, FLTRXSTSE and '25-later FLHXU models equipped with Heated Seats and additional electrical accessories such as subwoofers.

E. PORT SPLITTER HARNESS

Required for installation of CoolFlow™ Fan P/N 26800242 on certain models when multiple electrical accessories are installed.

69203486

Fits '14-'23 Touring models (except '23 FLHXSE and FLTRXSE). Required for installation of Cool Flow Fan P/N 26800242.

F. 45-AMP CHARGING SYSTEM FOR ELECTRA GLIDE® MODELS

Standard equipment on H-D® Touring-style Police motorcycles, this high-output charging system knows how to work for a living. Add more electronics – including lights – on your Electra Glide® model without worrying about whether you've got the juice to back it up.

29999-97B Fits '99-'05 FLHT models.

Also available: (not shown)

32-AMP HIGH-OUTPUT ALTERNATOR KIT

Stock on all '89-later carbureted 1340 models. 50% increase in amperage for the heavily accessorized motorcycle.

29985-87

Fits '84-'88 FLT, FLHT, and FXR (wet clutch) models. (Will not fit '84-'88 Softail®.) Stock on all '89-'95 and some '96-'97 Evolution® 1340-equipped models.

G. VOLTAGE REGULATOR – CHROME

Original Equipment voltage regulators with a sparkling triple-plated chrome finish. Hand-buffed, then copper-, nickel- and chrome-plated, these brilliant chrome-plated regulators are the perfect highlight for any Harley-Davidson® motorcycle.

74622-09

Fits '09-'16 Touring and Trike models (except '14-later FLHRSE and FLHTKSE and '15-later FLHXSE and FLTRUSE).

74622-06 Fits '06-'08 Touring models.

258 TOURING & TRIKE

Chassis Trim – Trike

A. WHEEL CENTER COVER KIT

These chrome-plated hubcaps add style and depth to the Trike's rear wheels. The snap-fit covers have no visible fasteners for a clean, custom look.

83841-09

Fits '09-later FLHTCUTG, '10-'11 FLHXXX, '15-later FLRT and '23-later FLTRT models. Installation on Original Equipment wheel requires removal of wheel and factory center medallion.

B. TRUNK GUARD – CHROME

Unique rear guard wraps around the bodywork to protect your finish from damage. Lightweight steel tubing incorporates high-quality welded joints and is hand-polished and chrome-plated for a brilliant finish. Kit includes all necessary mounting hardware for bolt-on installation.

83825-09C

Fits '09-later FLHTCUTG and '10-'11 FLHXXX models.

49000069A

Fits '15-later FLRT and '23-later FLTRT models.

C. TRUNK GUARD – BLACK

Unique rear guard wraps around the bodywork to protect your finish from damage. Lightweight steel tubing incorporates high-quality welded joints. Durable Gloss Black finish matches Original Equipment blacked-out styling. Kit includes all necessary mounting hardware for bolt-on installation.

49000250A

Fits '15-later FLRT and '23-later FLTRT models.

49000303

Fits '09-later Trike models (except FLRT and '23-later FLTRT).



A. WHEEL CENTER COVER KIT



B. TRUNK GUARD – FREEWHEELER – CHROME



C. TRUNK GUARD – FREEWHEELER – BLACK



D. TRANSPARENT PAINT GUARD KITS – SADDLEBAG LID



D. TRANSPARENT PAINT GUARD KITS – SADDLEBAG LID '14-LATER MODELS



E. TRANSPARENT PAINT GUARD KITS – TOURING SIDE COVERS



F. TRANSPARENT PAINT GUARD KIT (83989-10A SHOWN)



F. TRANSPARENT PAINT GUARD KIT (11100125 SHOWN)



G. FAIRING BRA – BAT WING FAIRING (57000307 SHOWN)



G. FAIRING BRA – BAT WING FAIRING (57800-00 SHOWN)

TOURING & TRIKE 259

Paint Protection

TRANSPARENT PAINT GUARD KITS

This transparent skin is designed to protect your paint from bugs, boot scuffs and road debris. The crystal-clear material protects the paint without changing the overall look of your bike. And the optical properties of the material disguise minor scuffs and scratches. The application process is similar to that of tinted window film and the material can be removed and replaced when it is no longer cosmetically appealing. Scratches to paint can be expensive to repair but scratches to this film can be removed by applying a small amount of heat with a heat gun.

D. SADDLEBAG LID

11100311

Fits '24-later FLHX, FLTRX, FLHXU, and FLTRXSTSE. Does not fit with Saddlebag Lid Speakers. Not recommended for use on denim or aftermarket paint.

11100098

Fits '14-later Road King®, '14-'23 Road Glide®, Electra Glide, Street Glide and '24 FLHTK and FLTRK. Does not fit models with leather-covered bags, or Speaker Lids. Not recommended for use on denim or aftermarket paint.

E. TOURING SIDE COVERS

11100078

Fits FLD, most FL Softail® bikes with full-sized fender. Touring, FLHTCUTG and FLHXXX models. Not recommended for use on denim or aftermarket paint.

Also available

FRONT FENDER

11100080

Fits FLD, most FL Softail® bikes with full-sized fender. Touring, FLHTCUTG and FLHXXX models. Not recommended for use on denim or aftermarket paint.

F. TRANSPARENT PAINT GUARD KIT – TRIKE

This transparent skin is designed to protect parts of the Trike bodywork from boot scuffs and road debris. The crystal-clear material protects the area surrounding the passenger footboard and is pre-cut to fit the leading and inner surface of the rear fender, the fascia panel of the trunk and the side covers. Scratches in the material can be "healed" by applying a small amount of heat with a heat gun. The application process is similar to that of tinted window film and the material can be removed and replaced when it is no longer cosmetically appealing.

83989-10A

Fits '09-later FLHTCUTG and '10-'11 FLHXXX models. Not recommended for use on denim or aftermarket paint.

11100125

Fits '15-later FLRT models. Not recommended for use on denim or aftermarket paint.

G. FAIRING BRA – BATWING FAIRING

Offering a custom look and protection from the elements for your fairing, this Fairing Bra is made with non-abrasive, fleece-backed vinyl material and features a Bar & Shield logo. It is designed for easy installation and a custom fit.

57000307

Fits '14-'24 Electra Glide®, Street Glide® (except '23 FLHXSE and '24 Street Glide), Ultra Limited® and Tri Glide® models.

57800-00

Fits '96-'13 Electra Glide, Street Glide and Trike models. Requires separate purchase of Chrome Windshield Trim P/N 59213-96.
















***WARNING:** Disconnecting your DOT-required tail, brake and turn signal lighting could reduce your visibility to others and result in death or serious injury.

SCREAMIN' EAGLE




STAGE UPGRADES: PATH TO PERFORMANCE


	START HERE	CHOOSE FROM BELOW	ADD EVEN MORE POWER	
STAGE	 <p>STAGE I </p> <p>MOVE MORE AIR & FUEL</p> <p>INTAKE + EXHAUST + TUNING UPGRADE = FOUNDATION FOR ALL FUTURE STAGES</p>	 <p>STAGE II </p> <p>GIVE IT A LIFT</p> <p>STAGE I + CAM UPGRADE</p>	 <p>STAGE III </p> <p>PUMP UP THE VOLUME</p> <p>STAGE II + BIG BORE CYLINDERS & PISTONS</p>	 <p>STAGE IV </p> <p>TOP IT OFF</p> <p>STAGE III + CYLINDER HEADS & THROTTLE BODY</p>
BENEFITS	Ideal for riders who want to enhance the performance, look and sound of their motorcycle	<p>TORQUE KIT: Ideal for riders looking for instant passing power at cruising speeds</p> <p>POWER KIT: Ideal for riders who want to feel the power build and pull all the way to the redline</p>	Ideal for riders who want the largest engine displacement and increased power throughout the entire RPM range	Ideal for riders who want the absolute best Harley-Davidson® performance upgrade available
BASICS	<ul style="list-style-type: none"> • Most cost-effective step to improve performance and the foundation for future performance upgrades • Match any Screamin' Eagle® high-flow air cleaner and exhaust with the proper ECM calibration to increase the airflow into and out of the engine 	<ul style="list-style-type: none"> • Choose a TORQUE CAM or POWER CAM based on riding style • A performance cam increases both the lift in the valve train (pushing the valve open farther) and the duration of the valve opening (how long the valve stays open) 	<ul style="list-style-type: none"> • An increase in engine displacement allows the engine to swallow more air and fuel, while a higher-compression piston squeezes the air and fuel into a more volatile mixture, generating more power when ignited • Displacement increases are accomplished with larger cylinders, matching pistons and the proper cam upgrade 	<ul style="list-style-type: none"> • Highest-level performance upgrade available to provide a maximum increase in displacement, compression and flow • Higher-flowing CNC ported cylinder heads and larger bore throttle body increase the velocity and feed large volumes of air and fuel into the engine, which maximizes power on a larger displacement engine • Combines ported cylinder heads and larger throttle body in combination with cylinders, matching pistons and proper cam upgrade
PERFORMANCE	 <p>The rider will feel up to a 10%* increase in performance when compared to stock bikes throughout the entire RPM range</p>	 <ul style="list-style-type: none"> • TORQUE KIT: The rider will feel up to a 15%* increase in performance when compared to stock bikes in the low to mid RPM range • Experience crisp throttle response and acceleration that can be felt at slower speeds, perfect for passing slow-moving vehicles without downshifting  <ul style="list-style-type: none"> • POWER KIT: The rider will feel up to a 25%* increase in performance when compared to stock bikes in the mid to upper RPM range • Experience an adrenaline-pumping burst of speed while heading toward the redline 	 <ul style="list-style-type: none"> • Riders will experience a performance increase throughout the entire RPM range, with up to a 35%* increase when compared to stock bikes in the mid to upper RPM range • Produces instant passing power without downshifting • Delivers excellent stoplight to freeway speed and on-ramp acceleration 	 <p>The rider will feel exceptional acceleration, delivering significant gains and up to a 40%* increase when compared to stock bikes in the upper RPM range</p>

AN OVERVIEW OF WARRANTY & CAUTION: Harley-Davidson has the engineering expertise, sophisticated dyno lab and complete testing facilities to provide enthusiasts with a line of performance products designed to produce good, solid, reliable horsepower and torque. Engine-related performance parts are intended for the experienced rider only.


WARRANTY: Installation of Screamin' Eagle® products and similar off road or competition products could impact your H-D™ motorcycle limited warranty claims. Specifically, Harley-Davidson may exclude motorcycle limited warranty coverage for defects or damage caused by use of unauthorized parts, including defects or damage caused by use of non-Genuine Harley-Davidson parts or use of the vehicle for racing or competition, and denial of coverage may be based on installation of parts designed for unauthorized uses of the vehicle, such as a trailer hitch. Additionally, Harley-Davidson shall exclude motorcycle limited warranty coverage and deny all motorcycle limited warranty claims for functional defects of powertrain components for any Harley-Davidson® motorcycle registered in the United States if the vehicle was tuned using a tuning product not covered by a California Air and Resources Board Executive Order or that was otherwise approved by the Environmental Protection Agency, or if Harley-Davidson or any authorized Harley-Davidson® dealer has any information to show that the vehicle was tuned using a tuning product not covered by a California Air and Resources Board Executive Order or that was otherwise approved by the Environmental Protection Agency.


CAUTION ICONS

 **GO LIGHT:** These Screamin' Eagle® products are 50-State U.S. EPA compliant for sale and use on all applicable vehicles, including those that are pollution controlled. See Genuine Motor Parts and Accessories or Screamin' Eagle Accessories catalog for fitment information. Screamin' Eagle Performance products are intended for the experienced rider only.

 **STOP HAND:** Harley-Davidson® motorcycles modified with some Screamin' Eagle® Performance products must not be used on public roads and, in some cases, may be restricted to closed-course competition. These performance parts are 49-state U.S. EPA compliant but are NOT compliant for sale or use in California on pollution-controlled motor vehicles. California guidelines on tampering can also lead to substantial fines and penalties. Screamin' Eagle® Performance products are intended for the experienced rider only.

CAUTION: Harley-Davidson motorcycles modified with some Screamin' Eagle high-performance engine parts must not be used on public roads and, in some cases, may be restricted to closed-course competition.

 **CALIFORNIA:** These Screamin' Eagle® products are street compliant for sale and use on specific vehicles, outlined in the product's fitment statement within the State of California. Screamin' Eagle Performance products are intended for the experienced rider only.

 **CROSS FLAGS:** This product may be intended for race use only applications. It may also be certified for use in a 50-State U.S. EPA compliant application or kit. Use of any incomplete combination of certified kit products may not be legal for sale or use on U.S. market pollution-controlled vehicles and may be restricted to closed course competition use. See Genuine Motor Parts and Accessories or Screamin' Eagle Accessories catalog for compliance, fitment and warranty information. Screamin' Eagle Performance products are intended for the experienced rider only.

DYNAMOMETER (DYNO) PERFORMANCE TESTING: Declared performance values in this catalog represent SAE J-1349 transient peak power output. Dynamometer settings, motorcycle condition, variation, climate and other factors can affect performance output, and results can vary from the performance values declared by Harley-Davidson.

Street-legal and/or street-compliant statements refer to product meeting 50-state emissions and noise standards in the United States. The street legal and/or street compliant statements may not apply to markets outside of the United States.

Not all products are available in all countries — please consult your dealer for details.

*Dynamometer settings, motorcycle condition, variation, climate and other factors can affect performance output, and results can vary from the performance values declared by Harley-Davidson.

TUNING FOR PERFORMANCE

FIRST THINGS FIRST:

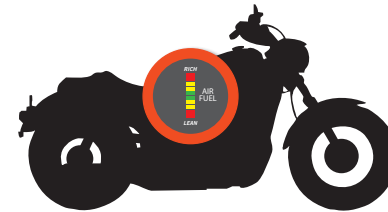
You've built your dream pavement-pounding machine by selecting one of the Screamin' Eagle® Stage upgrades.



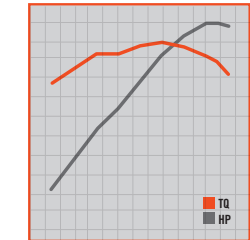
2 Next, the motorcycle Engine Control Module (ECM) needs to be recalibrated. Screamin' Eagle offers base calibrations specifically designed for the performance components on your bike.



3 Tuning adjusts the air-fuel ratio and other parameters based on your performance upgrades.



4 The end result? A properly tuned performance machine that gets the most out of your performance upgrades.



START HERE

PRO STREET TUNER*



- Offers base calibrations for your chosen Screamin' Eagle Stage upgrade
- Constantly monitors the engine operation in the Part-Throttle Cruising Range
- Enables manual adjustments to fine-tune parameters within part- and full-throttle ranges*

(*may not be available in all markets)

WANT MORE?

SMART TUNE PRO



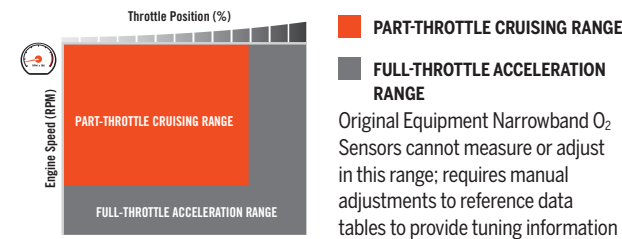
- Uses the Pro Street Tuner base calibrations as a starting point
- Constantly monitors the engine operation and riding conditions in the Complete Motorcycle Operating Range
- Automatically adjusts tuning parameters in real time within the Complete Motorcycle Operating Range

THE HOW

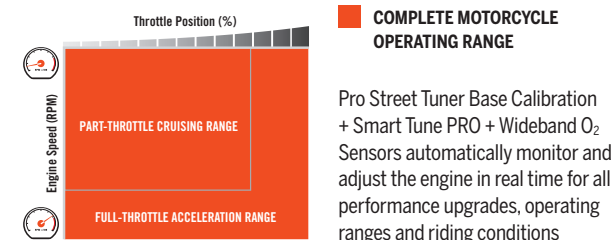
- 1 Load base calibration
- 2 All done; go ride or **manually** adjust with Dyno tuning or Smart Tune Live

THE WHAT

COMPLETE MOTORCYCLE OPERATING RANGE



COMPLETE MOTORCYCLE OPERATING RANGE



THE BENEFIT

MANUAL ADJUSTMENT FOR
Maximum Performance + Optimal Efficiency
for your bike



AUTOMATIC ADJUSTMENT FOR
Maximum Performance + Optimal Efficiency
+ Automatic Adjustment for your bike in all riding conditions and combinations of performance upgrades





SCREAMIN' EAGLE® PRO STREET TUNER

A. SCREAMIN' EAGLE® PRO STREET TUNER

Next generation performance tuning made even easier. Now with a wireless and wired option, the new Screamin' Eagle Pro Street Tuner maximizes performance while being 49-state emissions compliant. The Screamin' Eagle® Pro Street Tuner is designed to simplify management of engine operating parameters as performance modifications are made. Once installed, the tuner allows you to adjust key parameters or simply upload the latest Engine Control Module (ECM) calibrations to match your bike's state-of-tune. Start with a high-flow air cleaner and Street Performance mufflers and upload the calibration that provides the best performance mix. Add additional Stage upgrades later, and you simply upload the proper ECM calibration to match the model and hardware. With the all-new Screamin' Eagle Street Tuner mobile app, you'll have free online access to the latest factory calibrations via your smartphone. Ideal for real-world street performance applications, the Pro Street Tuner provides the adjustability to account for bike-to-bike variation and when upgrading through various Stage kits, all while maintaining closed-loop fuel control for fuel economy in the part-throttle operating range. Unlike other aftermarket tuners, The Screamin' Eagle® Pro Street Tuner talks directly to your motorcycle's ECM and re-programs the motorcycle's operating system. The Pro Street Tuner discretely plugs into the bike's data port, so no splicing or under-seat hardware is required. The Screamin' Eagle® Pro Street Tuner does not impact your Harley-Davidson® factory warranty coverage.

- Tune through Bluetooth® using the Screamin' Eagle Street Tuner mobile app on your personal device. Screamin' Eagle maintains a vast calibration library to ensure your performance calibration is plug and play

- Features a guided Smart Tune process to enable quick navigation through the software, whether new to tuning or an experienced user

- Smart Tune Live, a dynamic method to track engine data by running vehicle through a range of RPM and throttle positions, reduces time to modify existing Volumetric Efficiency tables (works on models with factory installed O2 sensors only)

- Compatible with Screamin' Eagle Smart Tune Pro Automatic Tuning Module P/N 41000445A

- Stores run-time data, through phone's memory, that can be downloaded to PC or viewed using the mobile app, allowing you to view and evaluate the bike's air/fuel ratio,

O2 sensor readings, engine speed and temperature, RPM and vehicle speed, throttle position, spark advance and much more. Detailed changes can be made via the Pro Street Tuner desktop application

- Adjustability to Spark Advance, Throttle Progressivity, and Volumetric Efficiency to custom tune the performance combination. Throttle Progressivity adjustability available on select models. Requires Desktop application and Y-Cable to fine tune areas of calibration

- New performance widgets and features available within the Mobile App (Engine Head Temp, Battery Voltage, Throttle Position, Engine Speed, Speedometer, Tachometer, Manifold Absolute Pressure, etc.) to view live engine data as you tune

- View and clear diagnostics functions

- Includes the Bluetooth® Communications Interface (BCI) module and unlimited access to the latest software updates and calibrations available from Screamin' Eagle

- Available Tuner Cable kit (P/N 41001142, sold separately) for computer connection for use in environments with poor Bluetooth connectivity, such as dyno rooms and to adjust specific parameters within calibrations

- 49-State U.S. EPA compliant

41001141
For use with '21-later Softail®, Touring, and Trike models. Does not fit California models.

41001166A
Fits '21-'22 Touring, '21-'22 Trike and '21-'22 (except '21-22 FXLRS and FXLRST) Softail California models only. Dealership installation only. Please see the What's New section of the Screamin' Eagle Street Tuner mobile app or PC software for the list of available calibrations.

SCREAMIN' EAGLE® PRO STREET TUNER - Y CABLE

Required to connect a Screamin' Eagle Pro Street Tuner (P/N 41001141, sold separately) with '21-Later models equipped with a Milwaukee-Eight® engine.

41001142
For use with '21-later Softail®, Touring, and Trike models and the Screamin' Eagle® Pro Street Tuner P/N 41001141. Does not fit California models.

B. SCREAMIN' EAGLE® PRO STREET TUNER

The Screamin' Eagle® Pro Street Performance Tuner is designed to simplify management of engine operating parameters as performance modifications are made. Once installed, the kit allows you to adjust key parameters or simply upload the latest Engine Control Module (ECM) calibrations to match your bike's state-of-tune. Start with a high-flow air cleaner and Street Performance mufflers and upload the calibration that provides the best performance mix. Add additional Stage Upgrades later, and you simply upload the proper ECM calibration to match the model and hardware. Plus, you have free online access to the latest factory calibrations. Ideal for real-world street performance applications, the Pro Street Tuner provides the adjustability to account for bike-to-bike variation and for changes to cams, heads, intake and exhaust while maintaining closed-loop fuel control for fuel economy in the part-throttle operating range. Unlike other aftermarket tuners, The Screamin' Eagle® Pro Street Tuner actually talks directly to your motorcycle's ECM and re-programs the motorcycle's operating system. It isn't a piggyback system that tries to fool the ECM into adding more fuel or changing the ignition timing. The Pro Street Tuner plugs into the bike's data port, so no splicing or under-seat hardware is required. And unlike other race tuners or engine controllers, the Screamin' Eagle® Pro Street Tuner does not impact your Harley-Davidson® factory warranty coverage.

- Features a guided Smart Tune process to enable quick navigation through the software and permits tunability to optimize performance and drivability without compromising fuel efficiency, emission levels, engine durability, or 50-State U.S. EPA compliance

- Stores up to 15 minutes of run-time data that can be downloaded to PC, allowing you to view and evaluate the bike's air/fuel ratio, O2 sensor readings, engine speed and temperature, RPM and vehicle speed, throttle position, spark advance and much more

- Vehicle Communications Interface (VCI) will record and display service codes for troubleshooting and diagnostics

- Smart Tune Live, a dynamic method to track engine data by running vehicle through a range of RPM and throttle positions, reduces time to modify existing Volumetric Efficiency tables (works on models with factory-installed O2 sensors only)

- Adjustability to Spark Advance, Throttle progressivity, and Volumetric Efficiency to custom tune the performance combination

- Includes the Vehicle Communications Interface (VCI) module and unlimited access to the latest software updates and calibrations available from Screamin' Eagle. **Screamin' Eagle Tuner Cable kits P/Ns 32184-08A, 41000018 and 41000979 available for separate purchase. See h-d.com for model specific applications.**

4100008C
For use with '17-'20 XG, '14-'22 XL and '07-'17 Dyna®, and '07-'22 Softail and Touring, and '17-'22 Trike models. Requires separate purchase of model-specific Tuner Cable. Does not fit California '21-later models. California models instead require P/N 41001212A. Refer to H-D.com/shop for status.

41001212A
For use with '17-'20 XG, '14-'21 XL and '07-'17 Dyna®, and '07-'22 Softail (except '21-22 FXLRS and FXLRST), '07-22 Touring and '17-22 Trike California models only. Requires separate purchase of model-specific Tuner Cable. Dealership installation only. Refer to H-D.com/shop for status.



B. SCREAMIN' EAGLE PRO STREET TUNER

C. SCREAMIN' EAGLE® SMART TUNE PRO AUTOMATIC TUNING MODULE*

Smart Tune PRO works with the Screamin' Eagle® Pro Street Tuner to automatically adjust your bike for the combination of performance components, climates and vehicle load conditions you are operating in. You just install the upgraded wideband oxygen sensors in the exhaust headers, download the calibration that the Screamin' Eagle engineers have developed as a starting point, then simply drive down the road and let Smart Tune PRO do the work.

Smart Tune PRO constantly monitors the operating parameters of your motorcycle, and automatically adjusts the bike's Electronic Control Module (ECM) to maximize performance in your current riding conditions. Smart Tune PRO utilizes wideband O₂ sensors that read oxygen levels in the exhaust stream to determine the optimum air/fuel ratio your bike needs at this very moment. Smart Tune PRO analyzes the data and automatically makes real-time tuning adjustments to the ECM. Unlike the standard narrow-band O₂ sensors that only provide feedback in the part-throttle cruising range, the wideband sensors can read and adjust tuning throughout the part throttle cruising and full-throttle acceleration operating range.

It is fully factory supported, and optimized to maximize performance while maintaining drivability and engine longevity. Smart Tune PRO is 50-State EPA compliant and does not impact the H-D™ factory warranty. Kit includes the Smart Tune PRO module with plug-in wiring harness, two M18 wideband O₂ sensors and access to free software updates, future calibrations and free online training modules. Screamin' Eagle Pro Street Tuner and model-specific installation hardware is sold separately.

41000445A
Fits '14-'22 XL, '16-'17 Dyna® FXDLs, '16-'20 Softail®, '14-'20 Touring and '17-'20 Trike models. Installation requires exhaust modification to incorporate wide-band oxygen sensors. Some models require Oxygen Sensor Harness Extension. For model specific installation requirements see Installation Instructions on H-D.com/shop. All models require ECM calibration with Screamin' Eagle® Pro Street Tuner for proper installation. 50-State U.S. EPA Compliant.

Also available: (not shown)

M18 OXYGEN SENSOR INSTALLATION TOOL

Plug-in extension cable is wired to allow installation of the Screamin' Eagle Smart Tune PRO Automatic Tuning Module hardware on specific models. No splicing or soldering is required.

14900150

For use on '23-later FLHXSE and FLTRXSE, and '24-later FLHX, FLTRX and FLTRXSTSE and '25-later FLHXU models for installation of M18 wide-band oxygen sensors.

OXYGEN SENSOR HARNESS EXTENSION

Plug-in extension cable is wired to allow installation of the Screamin' Eagle Smart Tune PRO Automatic Tuning Module hardware on specific models. No splicing or soldering is required.

69201704

Required for use of Screamin' Eagle Smart Tune PRO Automatic Tuning Module hardware on, '16-'17 Dyna and Softail models.



C. SCREAMIN' EAGLE SMART TUNE PRO AUTOMATIC TUNING MODULE

MILWAUKEE-EIGHT® POWERTRAIN

Screamin' Eagle® Stage upgrades offer complete street-compliant performance configurations engineered to generate specific torque and horsepower gains. Eliminating all the guesswork and trial-and-error testing normally associated with engine modifications, Stage upgrades include everything you need to enhance your bike's performance. Start with the foundation, the Stage I upgrade, then choose from Stage II, III or IV depending on your performance goals, budget and riding style.



STAGE I

INTAKE + EXHAUST + TUNING

The easiest and most cost effective step to improve your motorcycle's performance is to increase the airflow into and out of the engine. A high-flow air cleaner and system-matched slip-on mufflers provide horsepower and torque improvements you can feel throughout the RPM range, and serve as the core components for all performance upgrades. ECM calibration is required to tune the fuel flow and timing required to accommodate the improved airflow.

Stage I upgrade can be installed without engine disassembly. No special tools are required. Requires ECM tuning.



Street legal and/or street compliant statements refer to product meeting 50-State emissions and noise standards in the United States. The street legal and/or street compliant statements may not apply to markets outside of the United States.

STAGE II

STAGE I + CAM UPGRADE

Adding performance cams to a Stage I equipped bike is the next step to improved performance. Cam choices allow you to tailor the engine's performance to your specific needs. A torque cam offers on-demand throttle response from low- to mid-RPM at cruising speed. A power cam targets high-RPM, wide-open throttle response that keeps pulling right up to the redline. ECM calibration tuning is required to accommodate the increased valve timing, and performance valve springs may be required for high-lift cams.

Stage II upgrade requires minor engine disassembly to replace the cam. Adjustable pushrods allow cam installation without removing the rocker box. Special tools and ECM tuning are required.



STAGE III

STAGE I + CAM, BIG BORE CYLINDERS & PISTONS

The next step on the performance journey is to build a bigger engine. An increase in engine displacement allows the engine to swallow more air and fuel, a higher compression piston squeezes the air/fuel into a more volatile mixture, and when combined, generates more power when ignited. A displacement and compression increase provides torque increases throughout the entire RPM range with a 15-25% improvement in the mid-range power. ECM calibration tuning is required to adjust fuel flow and timing to accommodate the increased displacement.

Stage III bolt-on upgrade requires removal of the engine's top end and opening the cam chest. Engine remains in the chassis and no machining is required. Special tools and ECM tuning are required.



STAGE IV

STAGE I + CAM, BIG BORE CYLINDERS, PISTONS, CYLINDER HEADS & THROTTLE BODY

To maximize the impact of the increased displacement gained with Stage III updates, the addition of free-flowing ported cylinder heads and a big bore throttle body top off the performance build. Designed to satisfy the high-RPM, throttle-twisting rider, the Stage IV update delivers 20-30% increase in power that keeps pulling right up to the redline, without sacrificing mid-range torque. ECM calibration tuning is required to add more fuel, and a higher-lift cam may be required to deliver maximum power.

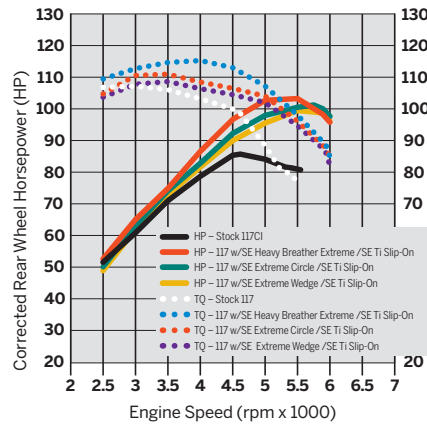
Stage IV bolt-on upgrade requires removal of the engine's top-end and opening the cam chest. Engine remains in the chassis and no machining is required. Special tools and ECM tuning are required.



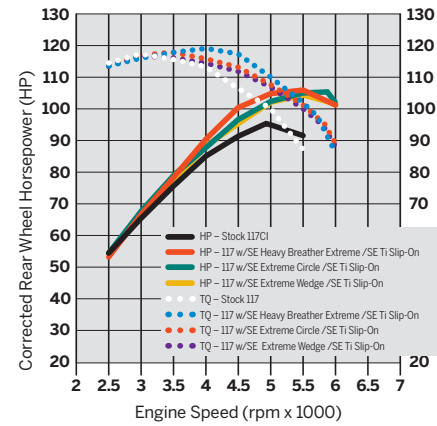
Street legal and/or street compliant statements refer to product meeting 50-State emissions and noise standards in the United States. The street legal and/or street compliant statements may not apply to markets outside of the United States.

SOFTAIL 117CI MODEL STAGE I UPGRADES

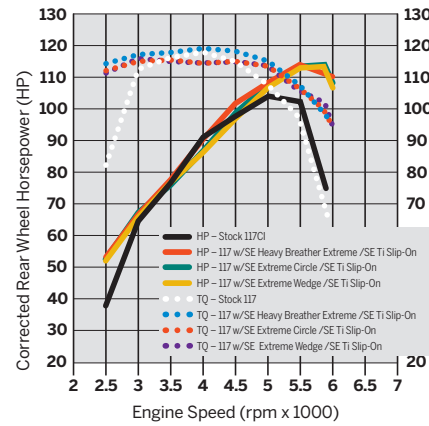
MY25 Softail 117ci Classic All Stage 1 vs Stock-SE Air Cleaners/SE Titanium Slip-On Muffler



MY25 Softail 117ci Custom All Stage 1 vs Stock - SE Air Cleaners / Stock Mufflers

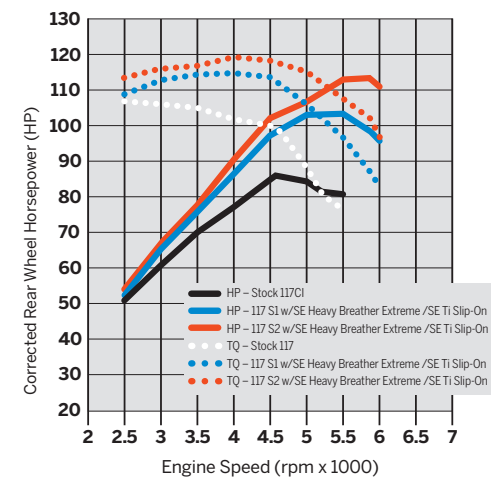


MY '25 Softail 117ci High Output All Stage 1 vs Stock -SE Air Cleaners / SE Titanium Slip-On Muffler

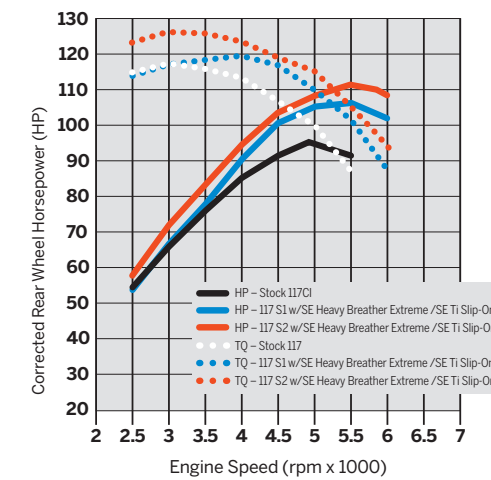


SOFTAIL 117CI MODEL STAGE II UPGRADES

MY25 Softail 117ci Classic Stage 1 vs Stage 2 vs Stock-SE Heavy Breather Extreme Air Cleaner / SE Titanium Slip-On Muffler

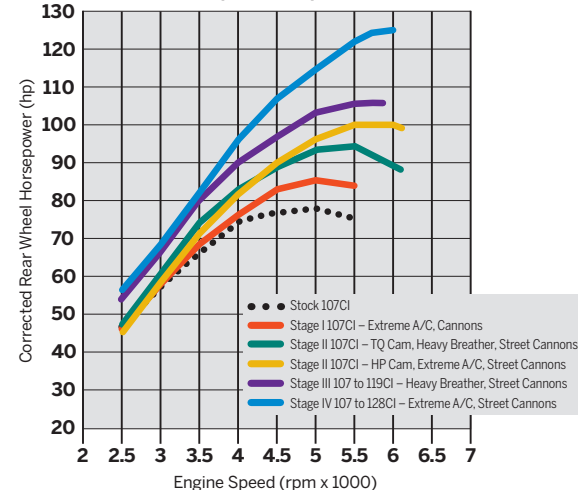


MY25 Softail 117ci Custom Stage 1 vs Stage 2 vs Stock - SE Heavy Breather Extreme Air Cleaner / Stock Mufflers

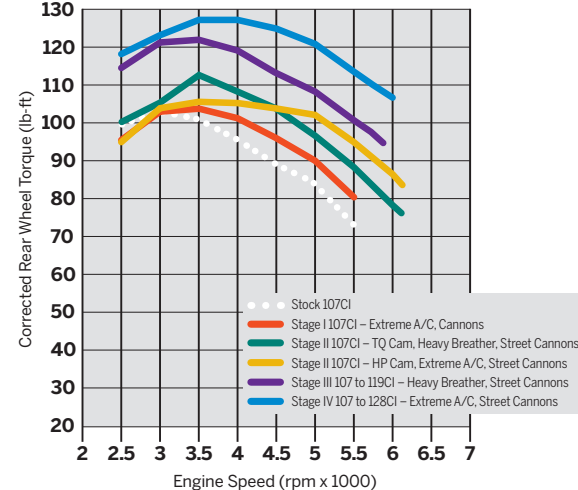


SOFTAIL 107CI MODEL STAGE UPGRADES

Milwaukee-Eight® 107 Softail® Stage Kits - Horsepower Comparisons

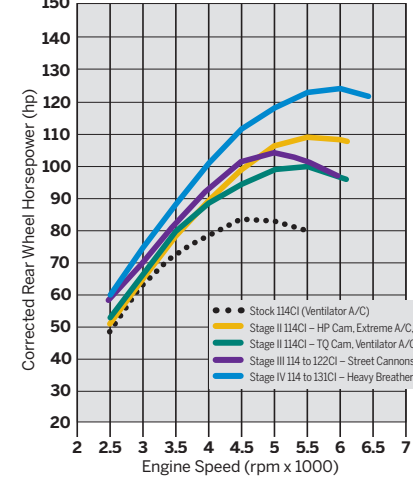


Milwaukee-Eight 107 Softail Stage Kits - Torque Comparisons

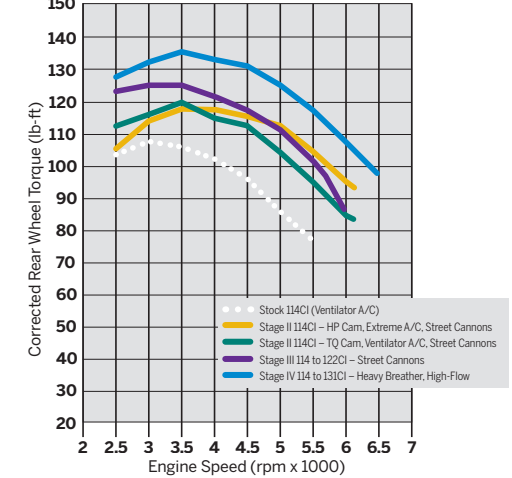


SOFTAIL® 114CI MODEL STAGE UPGRADES

Milwaukee-Eight 114 Softail Stage Kits - Horsepower Comparisons

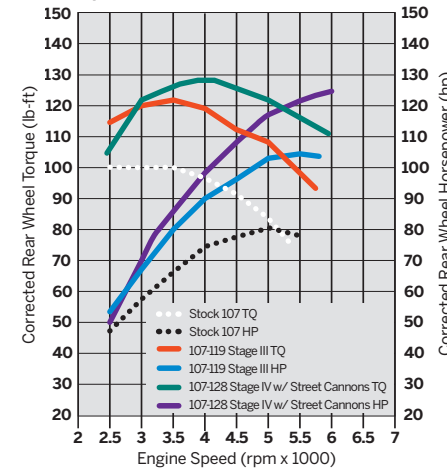


Milwaukee-Eight 114 Softail Stage Kits - Torque Comparisons



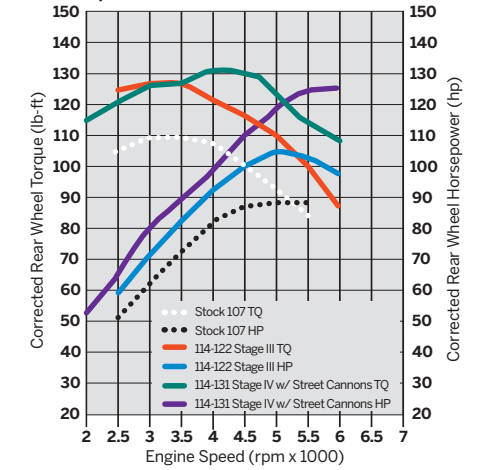
TOURING 107CI MODEL STAGE UPGRADES

Milwaukee-Eight® 107 Touring Stage Kits - Comparisons w/ Street Cannons & Ventilator A/C



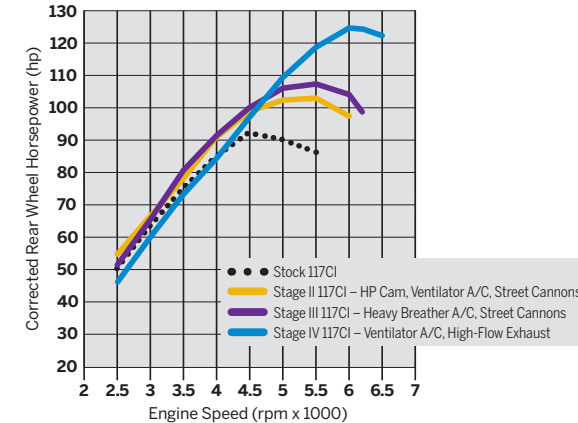
TOURING 114CI MODEL STAGE UPGRADES

Milwaukee-Eight 114 Touring Stage Kits - Comparisons w/ Street Cannons & Ventilator A/C

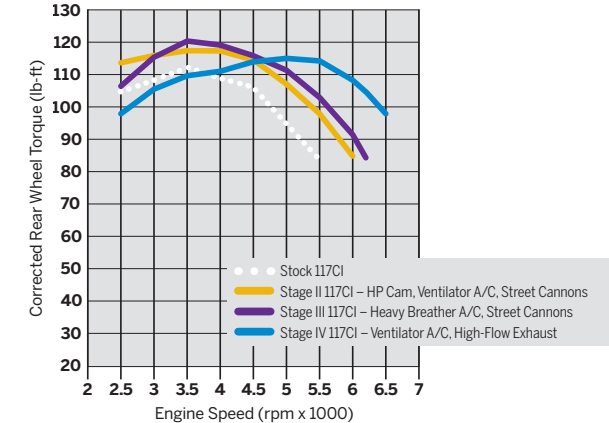


CVO™ TOURING MODEL STAGE UPGRADES

CVO™ Touring Stage Kits - Horsepower Comparisons



CVO Touring Stage Kits - Torque Comparisons



DYNAMOMETER (DYNO) PERFORMANCE TESTING: Declared performance values in this catalog represent SAE J-1349 transient peak power output. Dynamometer settings, motorcycle condition, variation, climate and other factors can affect performance output and results can vary from the performance values declared by Harley-Davidson.

Street legal and/or street compliant statements refer to product meeting 50-State emissions and noise standards in the United States. The street legal and/or street compliant statements may not apply to markets outside of the United States.

Street legal and/or street compliant statements refer to product meeting 50-State emissions and noise standards in the United States. The street legal and/or street compliant statements may not apply to markets outside of the United States.

272 SCREAMIN' EAGLE®

Heavy Breather

A. SCREAMIN' EAGLE® HEAVY BREATHER EXTREME AIR CLEANER

Designed for maximum performance, this race inspired Screamin' Eagle Heavy Breather Extreme Air Cleaner flows 20% more air than the Original Equipment air box. At speeds over 60 mph, the air cleaner experiences a ram-air effect. The all-new filter design captures air from the Extreme face, on the front of the air cleaner. The air then travels through the race inspired elbow followed by a straight shot into the throttle body. Designed to feed a large-displacement engine enough clean air that can support output of over 150hp. This air cleaner provides a stout increase in torque throughout the mid-range, as compared to other air cleaner designs. Water-resistant K&N oiled-cotton filter is washable and rechargeable using K&N Air Filter Care Service Kit P/N 99850-92T). Standard rain sock keeps water, dust and debris from contacting your air filter. Extra insurance when riding in the elements. 49-State U.S. EPA compliant.

Fits '24-later Center Cooled models (except FLXRST). Does not fit California models. All models require ECM calibration with Screamin' Eagle Pro Street Tuner for proper installation.

29400454 Black.

29400455 Chrome.

Also available: (not shown)

HEAVY BREATHER RAIN SOCK

Protect your exposed-element air cleaner during inclement weather with this Heavy Breather Rain Sock. The mesh cover stretches over the filter to repel moisture and the breathable cover does not significantly reduce air flow to the engine

29400524

Fits '24-later FLTRXSTSE models equipped with the original-equipment air cleaner.



A. SCREAMIN' EAGLE® HEAVY BREATHER EXTREME AIR CLEANER – BLACK



B. SCREAMIN' EAGLE® AIR CLEANER – EXTREME WEDGE – BLACK

SCREAMIN' EAGLE® 273

Extreme Wedge

B. SCREAMIN' EAGLE® AIR CLEANER – EXTREME WEDGE

Screamin' Eagle® Extreme Flow Air Cleaner Kits allow free breathing and unobstructed airflow to your Milwaukee-Eight® engine. Your engine gets more air, and you can feel more power throughout the rev range. Extreme open-face design and K&N washable oiled-cotton filter for maximum air flow in the iconic performance style of the Milwaukee-Eight® Wedge shape. Designed to flow 22% more air than a traditional air cleaner and eliminates the air cleaner cover. Designed to feed a large displacement engine enough clean air that can support output of over 150hp. Standard rain sock keeps water, dust, and debris from contacting your air filter. Extra insurance when riding in the elements Save money over the long run. Wash and re-oil this filter instead of buying replacement filters using K&N Air Filter Care Service Kit P/N 99850-92T). 49-State U.S. EPA compliant..

Fits '24-later Center Cooled models (except FLXRST). Does not fit California models. All models require ECM calibration with Screamin' Eagle Pro Street Tuner for proper installation.

29400459 Black.

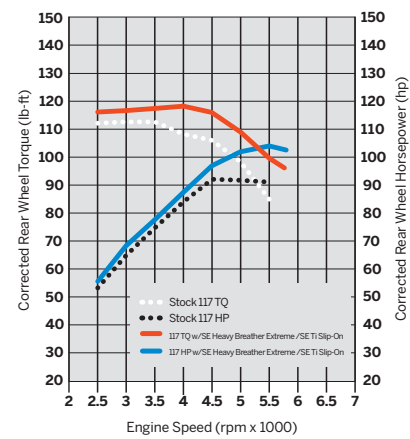
29400460 Chrome.

Fits '17-later Touring and Trike Models, and '18-'24 Softail models. Does not fit Center Cooled models. Does not fit California models. All models require ECM calibration with Screamin' Eagle Pro Street Tuner for proper installation.

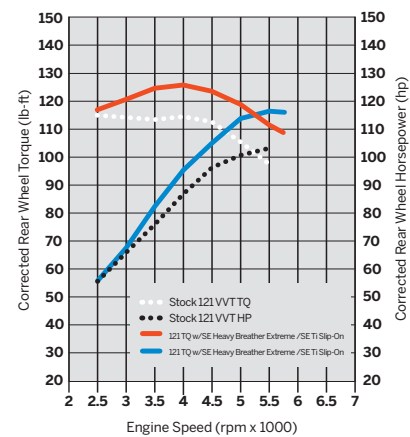
29400466 Black.

29400467 Chrome.

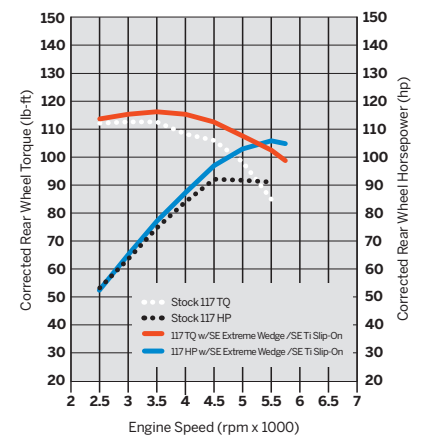
Milwaukee-Eight® 117 Stock vs Stage I w/ SE Heavy Breather Extreme A/C and Titanium Mufflers on '23 FLTRX



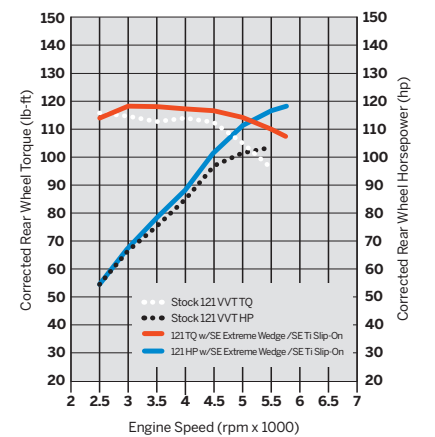
Milwaukee-Eight 121 VVT Stock vs 121 VVT Stage I w/ SE Heavy Breather Extreme A/C and Titanium Mufflers on '23 FLTRXSE



Milwaukee-Eight® 117 Stock vs Stage I w/ SE Extreme Wedge A/C and Titanium Mufflers on '23 FLTRX



Milwaukee-Eight 121 VVT Stock vs 121 VVT Stage I w/ SE Extreme Wedge A/C and Titanium Mufflers on '23 FLTRXSE



A. SCREAMIN' EAGLE® HEAVY BREATHER EXTREME AIR CLEANER – CHROME



B. SCREAMIN' EAGLE® AIR CLEANER – EXTREME WEDGE – CHROME

274 SCREAMIN' EAGLE®

Milwaukee-Eight® Stage I Upgrade

A. SCREAMIN' EAGLE® HEAVY BREATHER EXTREME AIR CLEANER



We've taken the iconic Screamin' Eagle® Heavy Breather Air Cleaner to the next level—an extreme performance level. Designed for maximum performance, this extra-large Screamin' Eagle Heavy Breather Extreme Air Filter flows 42% more air than a traditional Heavy Breather filter. Air moves smoothly through the filter due to an interior bell-shape feature and then travels through a unique round to oval transitioned tube to improve leg clearance while providing unobstructed air to the throttle body. At speeds over 60 mph, the filter captures air from the front, forcing the air through a smaller area to create a RAM air effect, while the long intake tube enhances torque beyond other Ventilator and Round High-Flow Filters for enhanced acceleration. Designed to feed a large displacement engine enough clean air that can support output of over 150hp. The cast aluminum intake tube and back plate are dressed in rich, gloss black or mirror-like chrome. The back plate features a Screamin' Eagle logo. Kit includes all required mounting hardware. Optional Rain Sock P/N 29400424 is available to protect the exposed element in inclement weather.

Fits '18-'24 Softail®, '17-later Touring (except models equipped with Fairing Lower and '23-later FLHXSE and FLTRXSE, '24-later FLHX, FLTRX, and FLTRXSTSE, and '25-later FLHXU). Also fits '17-later Freewheeler models. Does not fit models equipped with Fairing Lower Glove Boxes, Fairing Lower Speakers or Road Glide Fairing Spoilers. All models require ECM calibration with Screamin' Eagle Pro Street Tuner or dealership installed Screamin' Eagle calibration for proper installation. Pending approval for use in California on '21 models. Refer to H-D.com/shop for status. Does not fit Center Cooled models.

29400388 Chrome.

29400387 Gloss Black.

Fits California '18-22 Softail, '17-22 Touring (except models equipped with Fairing Lower) and '17-22 Freewheeler models. Does not fit models equipped with Fairing Lower Glove Boxes, Fairing Lower Speakers or Road Glide Fairing Spoilers. All models require ECM calibration with Screamin' Eagle Pro Street Tuner for proper installation.

29400477 Chrome.

29400476 Gloss Black.



A. SCREAMIN' EAGLE HEAVY BREATHER EXTREME AIR CLEANER – CHROME



A. SCREAMIN' EAGLE HEAVY BREATHER EXTREME AIR CLEANER – GLOSS BLACK



A. SCREAMIN' EAGLE HEAVY BREATHER EXTREME AIR CLEANER – CHROME



A. SCREAMIN' EAGLE HEAVY BREATHER EXTREME AIR CLEANER – GLOSS BLACK



B. SCREAMIN' EAGLE® HEAVY BREATHER ELITE AIR CLEANER - MILWAUKEE-EIGHT® ENGINE



B. SCREAMIN' EAGLE® HEAVY BREATHER ELITE AIR CLEANER - GLOSS BLACK



B. SCREAMIN' EAGLE® HEAVY BREATHER ELITE AIR CLEANER - CHROME

SCREAMIN' EAGLE® 275

Milwaukee-Eight® Stage I Upgrade

B. SCREAMIN' EAGLE® HEAVY BREATHER ELITE AIR CLEANER – MILWAUKEE-EIGHT® ENGINE



Take a deep breath. This Screamin' Eagle® Heavy Breather Elite picks up where the past generation Milwaukee-Eight® Heavy Breather left off with a 15% air flow improvement. Redesigned to support even more performance with engine builds pushing over 135hp. The iconic Heavy Breather Air Cleaner features a forward-facing oiled cotton filter element that flows large volumes of clean air into the engine. The short, low profile cast tube rams the charge directly into the throttle body with little turbulence for increased power and torque, and the intake tube mounts to a custom back plate that features integral breathers and covers the throttle body electronics for a finished look. The slanted compact filter adds an aggressive performance look, and it is shaped to allow installation on Touring bikes equipped with fairing lowers. This Elite version includes an integrated cover manufactured from forged aluminum and precision machined to further enhance the stylized performance look while exposing a majority of the filter to maximize airflow. Available in your choice of chrome or gloss black finish, the kit includes filter, cover, intake tube, custom back plate, and all mounting hardware.

Fits '18-'24 Softail models and '17-later Touring (except '23-later FLHXSE, FLTRXSE, '24-later FLHX, FLTRX and '25-later FLHXU) and Trike models. All models require ECM calibration with Screamin' Eagle Pro Street Tuner for proper installation. Does not fit on models equipped with fairing lower glove boxes or fairing lower speakers. Pending approval for use in California on '21-'22 models. Refer to H-D.com/shop for status.

29400406 Chrome.

29400407 Gloss Black.

Fits California '18-22 Softail® models and '17-22 Touring and Trike models only. All models require ECM calibration with Screamin' Eagle Pro Street Tuner for proper installation. Does not fit on models equipped with fairing lower glove boxes or fairing lower speakers.

29400480 Chrome.

29400481 Gloss Black.

Also available: SCREAMIN' EAGLE® HEAVY BREATHER ELITE AIR CLEANER - FILTER

K&N® replacement air filters are engineered to improve airflow for increased horsepower and quicker acceleration. K&N filters provide excellent filtration, and because they are washable and reusable, you can clean the filter whenever conditions demand. Designed as direct replacements for specified fitments.

29400405

Fits '18-'24 Softail® and '17-later Touring (except '23-later FLHXSE, FLTRXSE, '24-later FLHX, FLTRX and '25-later FLHXU) and Trike models equipped with Heavy Breather Elite Air Cleaner P/N 29400406 or 29400407. Also fits models factory equipped with a Screamin' Eagle Heavy Breather Elite Air Cleaner.

Also available: HEAVY BREATHER ELITE RAIN SOCK

Protect your exposed-element air cleaner during inclement weather with this Screamin' Eagle Heavy Breather Rain Sock.

29400512A

Fits Milwaukee-Eight models equipped with the Screamin' Eagle Heavy Breather Elite Air Cleaner. Also fits '22-'23 FLHXST and FLTRXST, and '22-later FXLRs and FXLRST models that are factory equipped with the Heavy Breather Elite.

Street legal and/or street compliant statements refer to product meeting 50-State emissions and noise standards in the United States.

The street legal and/or street compliant statements may not apply to markets outside of the United States.

Street legal and/or street compliant statements refer to products meeting EPA (49-State) and/or California (50-State) emissions and noise standards in the United States as specified.

The street legal and/or street compliant statements may not apply to markets outside of the United States.

276 SCREAMIN' EAGLE®

Milwaukee-Eight® Stage I Upgrade

A. SCREAMIN' EAGLE® VENTILATOR EXTREME AIR CLEANER



Let it breathe! The open-face filter design of the Screamin' Eagle® Ventilator Extreme Air Cleaner Kit flows 39% more air than a traditional perimeter high-flow filter. When combined with an additional 1/2" of air filter thickness and the smooth radius die-cast back plate, this open filter can feed a large displacement engine with an unobstructed flow of clean air that can support output of over 150hp. Kit includes a die-cast back plate, and open-face, water-resistant, washable oiled-cotton filter element and all required installation gaskets and hardware. Optional Rain Sock P/N 29400412 is available to protect the exposed element in extreme weather. Choice of either Gloss Black (P/N 61300994) or Chrome (P/N 61300993) Cover Kit required to complete installation.

Fits '18-'24 Softail® and '17-later Touring (except '23-later FLHXSE, FLTRXSE, '24-later FLHX, FLTRX and '25-later FLHXU) and Trike models. Requires Ventilator Extreme Air Cleaner Cover Kit P/N 61300993 or 61300994 to complete installation. All models require ECM calibration with Screamin' Eagle Pro Street Tuner for proper installation. pending approval for use in California on '21-'22 models. Refer to H-D.com/shop for status.

29400396 Chrome.

29400397 Gloss Black.

Fits California '18-22 Softail models and '17-22 Touring and Trike models only. All models require ECM calibration with Screamin Eagle Pro Street Tuner for proper installation.

29400478 Chrome.

29400479 Gloss Black.

B. SCREAMIN' EAGLE VENTILATOR EXTREME AIR CLEANER COVER

The Ventilator Extreme Air Cleaner Cover trims the face of the Screamin' Eagle Ventilator Extreme filter in style and features aggressive mounting lugs, polished stainless-steel custom ARP fasteners and an inset Screamin' Eagle medallion. The cast aluminum, rich gloss black cover wraps the leading edge of the filter element, covering the rubber gasket without restricting airflow. This Air Cleaner Cover is required to complete installation of the Ventilator Extreme Air Cleaner Kit P/N 29400396 & 29400397.

Fits Screamin' Eagle Ventilator Extreme Air Cleaner Kits P/N 29400396 and 29400397. Includes necessary ARP hardware. Also fits standard Ventilator Air Cleaner Kits P/N 29400298 and 29400299 with separate purchase of Extreme Ventilator Air Filter P/N 29400400.

61300993 Chrome.

61300994 Gloss Black.



A. SCREAMIN' EAGLE VENTILATOR EXTREME AIR CLEANER – CHROME (SHOWN WITH CHROME COVER P/N 61300993)



A. SCREAMIN' EAGLE VENTILATOR EXTREME AIR CLEANER – GLOSS BLACK (SHOWN WITH GLOSS BLACK COVER P/N 61300994)



B. SCREAMIN' EAGLE VENTILATOR EXTREME AIR CLEANER COVER – CHROME



B. SCREAMIN' EAGLE VENTILATOR EXTREME AIR CLEANER COVER – GLOSS BLACK



C. SCREAMIN' EAGLE AIR CLEANER RAIN SOCK



D. SCREAMIN' EAGLE VENTILATOR EXTREME K&N AIR FILTER ELEMENT



E. SCREAMIN' EAGLE VENTILATOR AIR CLEANER KIT – MILWAUKEE-EIGHT – CHROME



E. SCREAMIN' EAGLE VENTILATOR AIR CLEANER KIT – MILWAUKEE-EIGHT – GLOSS BLACK



E. SCREAMIN' EAGLE VENTILATOR AIR CLEANER KIT – MILWAUKEE-EIGHT – BLACK

SCREAMIN' EAGLE® 277

Milwaukee-Eight® Stage I Upgrade

C. SCREAMIN' EAGLE AIR CLEANER RAIN SOCK

Protect your exposed-element air cleaner during inclement weather. This mesh cover stretches over the filter to repel moisture that could damage the filter and be drawn into the engine. The breathable cover does not significantly reduce air flow to the engine.

29400412

Fits Screamin' Eagle Ventilator Extreme Air Cleaner Kits.

D. SCREAMIN' EAGLE VENTILATOR EXTREME K&N® AIR FILTER ELEMENT

K&N® replacement air filters are engineered to improve airflow for increased horsepower and quicker acceleration. The Screamin' Eagle Extreme Ventilator K&N Air Filter Element is a replacement filter designed specifically for Screamin' Eagle Extreme Ventilator Air Cleaners. This replacement filter provides excellent filtration and because they are washable and reusable, you can clean the filter whenever conditions demand.

29400400

Fits Screamin' Eagle Ventilator and Ventilator Extreme Air Cleaner Kits. Requires Ventilator Extreme Air Cleaner Cover Kit P/N 61300993 or 61300994 to complete installation. Does not fit '23-later FLHXSE, FLTRXSE, '24-later FLHX and FLTRX models.

E. SCREAMIN' EAGLE® VENTILATOR AIR CLEANER KIT – MILWAUKEE-EIGHT® ENGINE

This low-profile oval air cleaner features an exposed filter element and a cast back plate designed to provide maximum airflow to the throttle body. This easy-to-install air cleaner produces significant performance gains, while the stylish cover is tapered for added leg clearance. This complete kit includes low-profile air cleaner cover, high-flow filter element, cast aluminum back plate, diamond-cut Screamin' Eagle® medallion and all required installation hardware. Protective Rain Sock is included. 50-State U.S. EPA compliant.

Fits '18-'24 Softail® and '17-later Touring (except '23-later FLHXSE, FLTRXSE, '24-later FLHX, FLTRX and '25-later FLHXU) and Trike models. All models require ECM calibration with Screamin' Eagle Pro Street Tuner for proper installation. ECE compliant on '17-later CVO™ Touring models. Pending approval for use in California on '21-'22 models. Refer to H-D.com/shop for status.

29400299 Chrome.

29400298 Gloss Black.

Street legal and/or street compliant statements refer to product meeting 50-State emissions and noise standards in the United States.

The street legal and/or street compliant statements may not apply to markets outside of the United States.

Street legal and/or street compliant statements refer to product meeting 50-State emissions and noise standards in the United States.

The street legal and/or street compliant statements may not apply to markets outside of the United States.

278 SCREAMIN' EAGLE®

Extreme-Flow Round Air Cleaner Trim

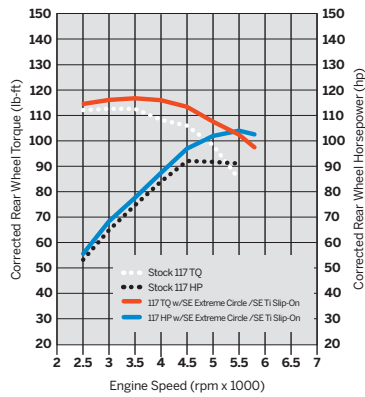
A. SCREAMIN' EAGLE® EXTREME AIR CLEANER – CIRCLE

Screamin' Eagle® Extreme Flow Air Cleaner Kits allow free breathing and unobstructed airflow to your Milwaukee-Eight® engine. Your engine gets more air, and you can feel more power throughout the rev range. With extreme open-face design and K&N® washable oiled-cotton filter for maximum air flow in the iconic performance style of a classic center-bolt filter shape. Designed to flow 20% more air than the Original Equipment air cleaner and eliminates the air cleaner cover. It is designed to feed a large displacement engine enough clean air that can support output of over 150hp. The standard rain sock keeps water, dust, and debris from contacting your air filter, for extra insurance when riding in the elements. Save money over the long run-wash and re-oil this filter instead of buying replacement filters. The air cleaner includes the gloss-black finished die-cast back plate, an open-face washable oiled-cotton filter element, and all required installation gaskets and hardware. All models require ECM calibration with Screamin' Eagle Pro Street Tuner for proper installation. The air cleaner is 49-state U.S. EPA compliant. Screamin' Eagle products are not available for sale and are not street legal in all countries. Please contact your local dealer for more information.

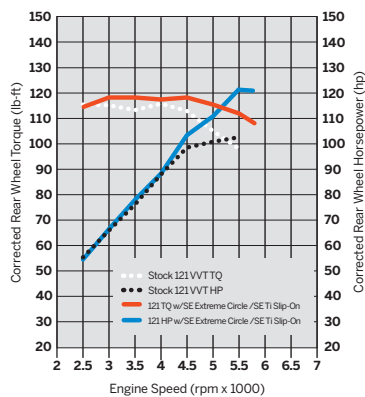
29400488

Fits '23-later FLHXSE and FLTRXSE, and '24-later Center Cooled models. Does not fit California models. All models require ECM calibration with Screamin' Eagle Pro Street Tuner for proper installation.

Milwaukee-Eight 117 Stock vs Stage I w/ SE Extreme Circle A/C and Titanium Mufflers on '23 FLTRX



Milwaukee-Eight 121 VVT Stock vs 121 VVT Stage I w/ SE Extreme Circle A/C and Titanium Mufflers on '23 FLTRXSE



B. SCREAMIN' EAGLE EXTREME CENTER-BOLT INTAKE COVER

Add some performance style to your Screamin' Eagle Extreme Circle Air Cleaner with this five-spoke cast aluminum cover. The die cast air cleaner cover with stepped machining inside five-spoke design is in a Brilliant Chrome finish.

Fits models powered by Milwaukee-Eight® engine equipped with Screamin' Eagle Center-Bolt Round Extreme-Flow Air Cleaners.

61301362 Black.

61301363 Chrome.



A. SCREAMIN' EAGLE EXTREME AIR CLEANER – CIRCLE



B. SCREAMIN' EAGLE EXTREME CENTER-BOLT INTAKE COVER – BLACK



B. SCREAMIN' EAGLE EXTREME CENTER-BOLT INTAKE COVER – CHROME



C. SCREAMIN' EAGLE HIGH-FLOW AIR FILTER & AIR CLEANER TRIM



D. SCREAMIN' EAGLE EXTREME-FLOW AIR FILTER & AIR CLEANER TRIM



E. SCREAMIN' EAGLE HIGH-FLOW AIR FILTER & AIR CLEANER TRIM

SCREAMIN' EAGLE® 279

High-Flow Round Air Cleaner Trim

C. SCREAMIN' EAGLE® HIGH-FLOW AIR FILTER & AIR CLEANER TRIM

Never throw away another air filter. This washable and reusable performance air filter is specifically designed for increased air flow. Remove the miles of collected dust, dirt, and debris from the filter to reuse it trip after trip. It is factory engineered to be a perfect replacement and upgrade over the Original Equipment air filter. This air filter provides 36% more air flow to the engine than the Original Equipment filter to allow the engine to breathe in nearly all types of riding conditions. It provides a 22% pleated surface area increase as compared to the Original Equipment filter. It is washable and reusable --simply clean, dry and re-oil and realize savings on the cost of replacement filters. The kit includes a Screamin' Eagle air cleaner face plate. Screamin' Eagle® products are not available for sale and are not street legal in all countries. Please contact your local dealer for more information.

29400494

Fits '24-later FLHX and FLTRX and '25-later FLFB and FXBR models. Does not fit California models.

D. SCREAMIN' EAGLE EXTREME-FLOW AIR FILTER & AIR CLEANER TRIM

Never throw away another air filter. This washable and reusable performance air filter is specifically designed for increased air flow. Remove the miles of collected dust, dirt, and debris from the filter to reuse it trip after trip. It is factory engineered to be a perfect replacement and upgrade over the Original Equipment air filter. This air filter provides 25% more air flow to the engine than the Original Equipment filter to allow the engine to breathe in nearly all types of riding conditions. The extreme filter face provides an 8% pleated surface area increase as compared to the Original Equipment filter. It is washable and reusable --simply clean, dry and re-oil and realize savings on the cost of replacement filters. The kit includes a Screamin' Eagle air cleaner face plate. Screamin' Eagle products are not available for sale and are not street legal in all countries. Please contact your local dealer for more information.

29400495

Fits '23-later FLHXSE and FLTRXSE models. Does not fit California models.

E. SCREAMIN' EAGLE HIGH-FLOW AIR FILTER & AIR CLEANER TRIM

Never throw away another air filter. This washable and reusable performance air filter is specifically designed for increased air flow. Remove the miles of collected dust, dirt, and debris from the filter to reuse it trip after trip. It is factory engineered to be a perfect replacement and upgrade over the Original Equipment air filter. The air filter provides 25% more air flow to the engine than the Original Equipment filter to allow the engine to breathe in nearly all types of riding conditions. It provides a 6% pleated surface area increase as compared to the Original Equipment filter. It is washable and reusable--simply clean, dry and re-oil and realize savings on the cost of replacement filters. The kit includes a Screamin' Eagle air cleaner face plate. Screamin' Eagle products are not available for sale and are not street legal in all countries. Please contact your local dealer for more information.

29400499

Fits '24-later FLTRXSTSE models. Does not fit California models.

280 SCREAMIN' EAGLE®

Milwaukee-Eight® Stage I Upgrade

A. SCREAMIN' EAGLE® ROUND EXTREME-FLOW AIR CLEANER – CENTER BOLT

Kit includes the gloss-black finished die-cast back plate with laser-engraved logo, an open-face washable oiled-cotton filter element, and all required installation gaskets and hardware. 50-State U.S. EPA compliant (except FL5B).

29400357 Extreme Open-Face Filter. Fits '18-'24 Softail and '17-later Touring (except '23-later FLHXSE and FLTRXSE, '24-later FLHX, FLTRX, and FLTRXSTSE, and '25-later FLHXU) and Trike models. '17-later Touring and Trike models require separate purchase of accessory round air cleaner cover or trim. Not compatible with air cleaner cover on CVO Touring models. All models require ECM calibration with Screamin' Eagle Pro Street Tuner or dealership installed Screamin' Eagle calibration for proper installation. Pending approval for use in California on '21 models. Refer to H-D.com/shop for status. Does not fit Center Cooled models.

29400475 Fits California '18-22 Softail and '17-22 Touring and Trike models. '17-22 Touring and Trike models require separate purchase of accessory round air cleaner cover or trim. Not compatible with air cleaner cover on CVO Touring models. All models require ECM calibration with Screamin' Eagle Pro Street Tuner for proper installation.

B. SCREAMIN' EAGLE ROUND HIGH-FLOW AIR CLEANER – CENTER BOLT

This kit includes air cleaner element, gloss black back plate with laser-engraved Screaming Eagle logo, breather and all required hardware. Optional Rain Sock P/N 29400363 is available to protect the exposed element in inclement weather. 50-State U.S. EPA compliant.

29400355 Fits '18-'24 Softail and '17-later Touring (except '23-later FLHXSE and FLTRXSE, '24-later FLHX, FLTRX, and FLTRXSTSE, and '25-later FLHXU) and Trike models. '17-later Touring and Trike models require separate purchase of accessory round air cleaner cover or trim. Not compatible with air cleaner cover on CVO Touring models. All models require ECM calibration with Screamin' Eagle Pro Street Tuner or dealership installed Screamin' Eagle calibration for proper installation. Pending approval for use in California on '21 models. Refer to H-D.com/shop for status. Does not fit Center Cooled models.

29400473 Fits California '18-22 Softail® and '17-22 Touring and Trike models. '17-22 Touring and Trike models require separate purchase of accessory round air cleaner cover or trim. Not compatible with air cleaner cover on CVO™ Touring models. All models require ECM calibration with Screamin' Eagle® Pro Street Tuner for proper installation.

C. SCREAMIN' EAGLE ROUND HIGH-FLOW AIR CLEANER – PERIMETER BOLT

The kit includes the gloss-black finished die-cast back plate, a perimeter-flow washable oiled-cotton filter element, all required installation gaskets and hardware and a laser-engraved Screamin' Eagle logo to finish the look. 50 State U.S. EPA compliant.

29400356 Fits '18-'24 Softail and '17-later Touring (except '23-later FLHXSE and FLTRXSE, '24-later FLHX, FLTRX, and FLTRXSTSE, and '25-later FLHXU) and Trike models. '17-later Touring and Trike models require separate purchase of accessory round air cleaner cover or trim. Not compatible with air cleaner cover on CVO Touring models. All models require ECM calibration with Screamin' Eagle Pro Street Tuner or dealership installed Screamin' Eagle calibration for proper installation. Pending approval for use in California on '21 models. Refer to H-D.com/shop for status. Does not fit Center Cooled models.


29400474 Fits California '18-22 Softail® and '17-22 Touring and Trike models. '17-22 Touring and Trike models require separate purchase of accessory round air cleaner cover or trim. Not compatible with air cleaner cover on CVO™ Touring models. All models require ECM calibration with Screamin' Eagle® Pro Street Tuner for proper installation.

Street legal and/or street compliant statements refer to product meeting 50-State emissions and noise standards in the United States.


The street legal and/or street compliant statements may not apply to markets outside of the United States.




AIR CLEANER FILTER ELEMENT COMPARISON



A. SCREAMIN' EAGLE ROUND EXTREME-FLOW AIR CLEANER – CENTER BOLT



B. SCREAMIN' EAGLE ROUND HIGH-FLOW AIR CLEANER – CENTER BOLT



C. SCREAMIN' EAGLE ROUND HIGH-FLOW AIR CLEANER – PERIMETER BOLT



D. SCREAMIN' EAGLE ROUND AIR CLEANER COVER – RATCHET



E. SCREAMIN' EAGLE ROUND AIR CLEANER COVER – CALIBRE



F. AIR CLEANER TRIM KITS – DARK CUSTOM



F. AIR CLEANER TRIM KITS – #1 SKULL



F. AIR CLEANER TRIM KITS – WILLIE G SKULL – CHROME



F. AIR CLEANER TRIM KITS – WILLIE G SKULL – BLACK



F. AIR CLEANER TRIM KITS – AIRFLOW



F. AIR CLEANER TRIM KITS – LIVE TO RIDE

SCREAMIN' EAGLE® 281

High-Flow Round Air Cleaner Covers

D. SCREAMIN' EAGLE® ROUND AIR CLEANER COVER – RATCHET

The Ratchet Air Cleaner Cover trims the face of the Screamin' Eagle® Round Air Cleaner filter in style. Ideal for use with Extreme open face filters, the forged aluminum cover wraps the leading edge of the filter element, covering the rubber gasket without restricting the airflow. The Ratchet Cover is finished in rich black, and features a center bar with Screamin' Eagle script and a lugged outer ring. The kit includes a black filler plate to cover the unfinished face of standard High Flow filter for a clean blacked-out appearance.

61300845 Fits '18-later Softail® and '17-later Touring and Trike models equipped with Screamin' Eagle round High Flow Air Cleaner.

E. SCREAMIN' EAGLE ROUND AIR CLEANER COVER – CALIBRE

The unique open slot design of the Calibre Air Cleaner Cover maximizes style without compromising performance. Ideal for use with Extreme open face filters, the forged aluminum cover wraps the leading edge of the filter element, covering the rubber gasket without restricting the airflow. The gloss black Calibre Cover features 3 radiused slots cut into the face and a Screamin' Eagle logo prominently on display. The kit includes a black filler plate to cover the unfinished face of standard High Flow filter for a clean blacked-out appearance.

61300846 Fits '18-later Softail and '17-later Touring and Trike models equipped with Screamin' Eagle round High Flow Air Cleaner.

F. AIR CLEANER TRIM KITS

The perfect blend of performance and style. Available in a wide variety of styles, this bolt-on Air Cleaner Trim is sized to cover the face of most Screamin' Eagle Round High-Flow Air Cleaners. You can continue the look of your custom collection while maximizing air flow to the engine. Model-specific rain socks are available to protect the open element during inclement weather.

Fits Evolution® 1340 models, '99-'08 Dyna®, '00-'15 Softail (except FLS, FLSS, FLSTSB, and FXS) and '99-'13 Touring and Trike models equipped with oval-shaped Original Equipment air cleaner cover. Also fits models equipped with Screamin' Eagle Round High-Flow Air Cleaner Kits with separate purchase of Rain Sock Kit P/N 28728-10 or Air Cleaner Trim Installation Kit P/N 12400158.

61300057	Dark Custom™ Collection.
27956-10	Number One Skull Collection.
29400366	Willie G Skull – Black.
29417-04	Willie G Skull – Chrome.
61400323	Airflow Collection.
29328-99	Live To Ride Collection – Gold.

Also available: (not shown)
SCREAMIN' EAGLE AIR CLEANER RAIN SOCK
 Protect your exposed-element air cleaner during inclement weather. This mesh cover stretches over the filter to repel moisture that could damage the filter and be drawn into the engine. The breathable cover does not significantly reduce air flow to the engine.

29400363 For Round High-Flow Filter. Fits '18-later Softail and '17-later Touring and Trike models equipped with Screamin' Eagle High-Flow Air Cleaners with round perimeter flow air cleaner element.

29493-05A For Heavy Breather Filter. Fits models equipped with Screamin' Eagle Heavy Breather Air Cleaner Kits (except Compact Heavy Breather P/N 28716-10, Heavy Breather Elite P/N 29400173, 29400172 or 29400285, and Milwaukee-Eight® Heavy Breather P/N 29400263 or 29400264).

Street legal and/or street compliant statements refer to product meeting 50-State emissions and noise standards in the United States.

The street legal and/or street compliant statements may not apply to markets outside of the United States.

282 SCREAMIN' EAGLE®

Round Air Cleaner Covers

A. AIR CLEANER TRIM – BRUSHED ALUMINUM

Show off your Milwaukee-Eight® engine's displacement with pride. Available for 107- and 114-cubic-inch engines, this brushed aluminum and black trim is the perfect complement to chrome or black engine finishes. This easy-to-install self-adhesive formed aluminum trim fits perfectly into the recessed face of the Softail models Original Equipment perimeter bolt air cleaner cover.

61300788 107 Logo.
Fits '18-later FLFB, FL5B, FXBB, FXBR and FXFB models with Original Equipment perimeter bolt air cleaner cover.

B. AIR CLEANER COVER – GLOSS BLACK

Complete the blacked-out look. Original Equipment on the FLSS model, this Gloss Black Air Cleaner Cover adds a sinister touch without changing the signature profile of your late model Twin Cam motor.

61300536
Fits '16-'17 Softail (except FLSTFBS) and '14-'16 Touring and Trike models (except CVO™) with Original Equipment Air Cleaner or models equipped with Screamin' Eagle Round High-Flow Air Cleaner P/N 29400233 or 29400234.

C. SCREAMIN' EAGLE® VENTILATOR ELITE AIR CLEANER COVER

Add a luxurious finishing touch to your Ventilator Air Cleaner. Designed as a direct replacement for the Screamin' Eagle® and CVO™ Ventilator Air Cleaners, this easy-to-install cover features a sleek center bar design surrounded with carbon fiber inserts. Kit includes low-profile cover, diamond-cut Screamin' Eagle medallion and chrome mounting hardware.

Fits '10-'17 Dyna®, '09-'16 Softail®, '09-'16 Touring and Trike models equipped with Ventilator Air Cleaner Kits. Also fits Dyna HO103 and CVO™ models with Original Equipment Ventilator Air Cleaner.

61300516 Chrome.
61300517 Gloss Black.



A. AIR CLEANER TRIM – BRUSHED ALUMINUM



B. AIR CLEANER COVER – GLOSS BLACK



C. SCREAMIN' EAGLE VENTILATOR ELITE AIR CLEANER COVER – CHROME



C. SCREAMIN' EAGLE VENTILATOR ELITE AIR CLEANER COVER – GLOSS BLACK



D. SCREAMIN' EAGLE WEDGE HIGH-FLOW AIR CLEANER



D. SCREAMIN' EAGLE WEDGE HIGH-FLOW AIR CLEANER – CHROME



D. SCREAMIN' EAGLE WEDGE HIGH-FLOW AIR CLEANER – BLACK



E. MILWAUKEE-EIGHT ENGINE AIR CLEANER COVER – GLOSS BLACK

SCREAMIN' EAGLE® 283

Milwaukee-Eight® Stage I Upgrade

D. SCREAMIN' EAGLE® WEDGE HIGH-FLOW AIR CLEANER

Screamin' Eagle® High-Flow Air Cleaner Kits allow free breathing and unobstructed airflow to your Milwaukee-Eight® engine—while maintaining a subtle Original Equipment look. These kits feature a die-cast back plate sized to provide an open-element function that permits airflow around the entire perimeter of the air cleaner and through the ram air opening at the front. Your engine gets more air, and you feel more power throughout the rev range. Kit includes the die-cast back plate, a high-flow oiled-cotton filter element, all required installation gaskets and hardware and a diamond-cut Screamin' Eagle medallion to finish the look. Kits are available with your choice of chrome or textured black back plate to match your customizing style. 50-State U.S. EPA compliant.

Fits '17-later Touring (except '24-later FLHX, FLTRX and '25-later FLHXSE, FLHXU, FLTRXSE and FLTRXSTSE) and Trike models equipped with wedge style air cleaner. Not compatible with air cleaner cover on CVO™ Touring models. All models require ECM calibration with Screamin' Eagle Pro Street Tuner for proper installation. ECE compliant on '17-later CVO Touring models. Pending approval for use in California on '21-'22 models. Refer to H-D.com/shop for status.

29400246A Chrome.

29400245A Black.

Fits California '17-22 Touring and Trike models. Not compatible with air cleaner cover on CVO™ Touring models. All models require ECM calibration with Screamin' Eagle® Pro Street Tuner for proper installation.

29400472 Chrome.

29400471 Gloss Black.

Also available:

SCREAMIN' EAGLE AIR CLEANER MEDALLION – MILWAUKEE-EIGHT®

Dress your factory air cleaner cover with a diamond-cut Screamin' Eagle medallion. Lock patch holds the medallion firmly in place and is easy to remove for access to the air cleaner hardware.

61300762

Fits '17-later Touring and Trike models equipped with Original Equipment wedge air cleaner cover. Does not fit CVO models.

E. MILWAUKEE-EIGHT® ENGINE AIR CLEANER COVER – GLOSS BLACK

Complete the blacked-out look. This Gloss Black Air Cleaner Cover adds a sinister touch without changing the signature profile of your Milwaukee-Eight engine.

61300828

Fits '17-later Touring (except CVO) and Trike models with Original Equipment wedge style air cleaner or Screamin' Eagle Wedge High-Flow Air Cleaner.

Street legal and/or street compliant statements refer to product meeting 50-State emissions and noise standards in the United States.

The street legal and/or street compliant statements may not apply to markets outside of the United States.

Street legal and/or street compliant statements refer to product meeting 50-State emissions and noise standards in the United States.

The street legal and/or street compliant statements may not apply to markets outside of the United States.

284 SCREAMIN' EAGLE®

Milwaukee-Eight® Stage I Upgrade

A. SCREAMIN' EAGLE® EXTREME FLOW TITANIUM SLIP-ON MUFFLER

Realize a significant weight reduction and a deeper, more robust exhaust tone with this Screamin' Eagle® Extreme Flow Titanium muffler, designed specifically to fit on '25-later Softail models. The Titanium muffler body construction with Forged Carbon Fiber end cap reduces overall weight by 20% compared to the Original Equipment exhaust. Matte black finish with laser etched Screamin' Eagle® logo. 49-state U.S. EPA compliant. Screamin' Eagle products are not available for sale and are not street legal in all countries - Please contact your local dealer for more information.

Fits '25-Later FXBB, FXLRS, FXLRST and FLHC models. All models require ECM calibration with Screamin' Eagle® Pro Street Tuner for proper installation.

64901405

B. SCREAMIN' EAGLE HIGH-FLOW EXHAUST SYSTEM – SOFTAIL® MODELS

The Screamin' Eagle® High-Flow Exhaust for Softail® models provides bolt-on performance by reducing the catalyst restrictions and improving exhaust flow. This High-Flow Exhaust is optimized for use with the Screamin' Eagle 128/131 Stage IV Kits or 131 Crate Engine equipped for Softail models with Milwaukee-Eight® engine. Maximize the horsepower and torque of your performance build when your bike needs it most, all while reducing the weight of your exhaust system by over 20 percent. Offered in durable Satin Black or Stainless finishes to complement your customization journey. Go ahead, let it rip!

- Replaces the stock head pipe and mufflers with large diameter, free-flowing head pipes and matching muffler.
- Mandrel-bent and TIG welded stainless steel headers are meticulously assembled with race shop precision for perfect fitment on your motorcycle.
- Maintains flat torque curve from cruising RPM to redline.
- 2-into-1 full exhaust system reduces weight and provides serious performance look.
- Pre-tapped for stock or wide-band O2 sensors for easy, emissions-compliant installation.
- Dial system to motorcycle by using the Screamin' Eagle Street Performance Tuner to tune ECM specifically to match performance upgrades.

49-State U.S. EPA Compliant on select '18-later Softail models. Refer to www.H-D.com/Shop for status.

Fits '18-'24 Softail models (except FXDRS, FLFB, FLFBS, FXBR, and FXBRS). Compliant 49-State, Canada, Australia, and New Zealand. Also fits '18-20 Softail models sold in Mexico. Does not fit California models.

64900829 Stainless.



A. SCREAMIN' EAGLE EXTREME FLOW TITANIUM SLIP-ON MUFFLER



B. SCREAMIN' EAGLE® SOFTAIL® MODEL HIGH-FLOW EXHAUST SYSTEM – SOFTAIL MODELS, STAINLESS



B. SCREAMIN' EAGLE® SOFTAIL® MODEL HIGH-FLOW EXHAUST SYSTEM – SOFTAIL MODELS, STAINLESS

NOTE: There is no warranty on exhaust pipes and mufflers with regard to any discoloration. Blueing is caused by tuning characteristics, cam timing, carburetor jetting, over-heating, etc. and is not caused by defective manufacturing.

Street legal and/or street compliant statements refer to product meeting 50-State emissions and noise standards in the United States.

The street legal and/or street compliant statements may not apply to markets outside of the United States.



C. SCREAMIN' EAGLE STREET CANNON MUFFLERS – CHROME, SHORT (SHOWN ON SOFTAIL DELUXE MODEL)



C. SCREAMIN' EAGLE STREET CANNON MUFFLERS – CHROME, LONG (SHOWN ON FAT BOY MODEL)



D. STANDARD CHROME MUFFLER END CAPS (INCLUDED WITH STREET CANNON MUFFLERS)



D. SCREAMIN' EAGLE SATIN BLACK MUFFLER END CAPS

SCREAMIN' EAGLE® 285

Milwaukee-Eight® Stage I Upgrade

C. SCREAMIN' EAGLE® STREET CANNON MUFFLERS – CHROME

Call attention to your ride without calling attention to your ride. Tuned to provide a deep bass exhaust note and great rumble throughout the RPM range, these 3.5" Street Cannon mufflers deliver the famous Harley sound while preserving the peace with your neighbors. You get a nice bark when you get on the throttle, and a deep mellow tone when cruising at constant speed. The tuned baffles work with the internal high-flow catalyst to strike the perfect balance required to deliver performance that you can feel in your gut. The large 3.5" diameter Street Cannons provide free flow of exhaust gases with just the right amount of back pressure for a smooth-running ride. Mufflers include matching chrome end caps with subtle engraved Screamin' Eagle logo. Looking to black out your ride? Optional satin black wrap-around muffler shields and end caps are available to complete the look.

64900636 Short – Domestic. Fits '18-'24 FLDE, FLHC and FLHCS models. Includes chrome muffler end caps. Installation requires separate purchase of Muffler Clamps P/N 65900012 (Qty 2) and Exhaust Gaskets P/N 65900017 (Qty 2). All models require ECM calibration with Screamin' Eagle Pro Street Tuner (sold separately). Pending approval for use in California on '21-'22 models. Refer to H-D.com/shop for status.

64900690 Long – Domestic. Fits '18-'24 FLFB, FLFBS, FLSL, FXBB, FXBBS, FXBR, FXBRS, FXLR, FXLRS, FXLRST and FXST models. Includes chrome muffler end caps. Installation requires separate purchase of Muffler Clamps P/N 65900012 (Qty 2) and Exhaust Gaskets P/N 65900017 (Qty 2). All models require ECM calibration with Screamin' Eagle Pro Street Tuner (sold separately). Pending approval for use in California on '21-'22 models. Refer to H-D.com/shop for status.

D. MUFFLER END CAPS – 3.5" SATIN BLACK

These easy-to-install caps allow you to finish your Softail® 3.5" Screamin' Eagle Street Cannon mufflers your way. Sold in pairs these Satin Black end caps feature a subtle engraved Screamin' Eagle script for a clean look. Installation hardware included.

65100153 Fits '18-'24 Softail models equipped with Screamin' Eagle Street Cannon Mufflers P/N 64900636, 64900638, 64900690 or 64900691.

NOTE: There is no warranty on exhaust pipes and mufflers with regard to any discoloration. Blueing is caused by tuning characteristics, cam timing, carburetor jetting, over-heating, etc. and is not caused by defective manufacturing.

Street legal and/or street compliant statements refer to product meeting 50-State emissions and noise standards in the United States.

The street legal and/or street compliant statements may not apply to markets outside of the United States.

286 SCREAMIN' EAGLE®

Milwaukee-Eight® Stage I Upgrade

A. SCREAMIN' EAGLE® STREET CANNON MUFFLERS – SPORT GLIDE® MODELS

Tuned to provide a deep bass exhaust note and great rumble throughout the RPM range, this 4.5" Street Cannon muffler delivers the famous Harley sound while preserving the peace with your neighbors. You get a nice bark when you get on the throttle, and a deep mellow tone when cruising at constant speed. The tuned baffle works with the internal high-flow catalyst to strike the perfect balance required to deliver performance that you can feel in your gut. The large 4.5" diameter Street Cannon provides free flow of exhaust gases with just the right amount of back pressure for a smooth-running ride and can be fitted with a wide variety of styled muffler end caps to provide the perfect finishing touch. Requires choice of chrome or satin black muffler shield with laser etched logo.

Designed for International markets that require ECE certified mufflers. Fits '21-'24 FLSB models. Installation requires separate purchase of Muffler Shield, Muffler End Cap, Muffler Clamp P/N 65900007 (Qty 1) and Muffler Gasket P/N 65900040 (Qty 1).

64901190 Chrome,

64901191 Black,

Shown with:

MUFFLER SHIELD

Styled to hug the lines of the uniquely shaped stepped muffler design of the Screamin' Eagle Street Cannon for Sport Glide® models. Offered in both chrome and satin black and feature a subtle engraved Screamin' Eagle script for a clean look.

Fits '18-'24 FLSB models equipped with Screamin' Eagle Street Cannon Mufflers P/Ns 64900752, 64900754, 64900756, 64900758.

65400466 Chrome,

65400468 Black.

B. MUFFLER END CAPS – 4.5"

Fits '18-'24 FLSB and '17-later Touring models equipped with 4.5" Screamin' Eagle Street Cannon Mufflers. Does not fit CVO™ Touring mufflers. Sold Individually.

1. 65100165 Slash Cut – Chrome.

2. 65100166 Slash Cut – Black.

3. 65100216 Empire – Chrome.

4. 65100217 Empire – Black.

5. 65100218 Empire – Machine Cut.

6. 65100161 Two-Piece – Black.



A. SCREAMIN' EAGLE STREET CANNON MUFFLERS – SPORT GLIDE MODELS, BLACK (SHOWN WITH BLACK MUFFLER SHIELD)



A. SCREAMIN' EAGLE STREET CANNON MUFFLERS – SPORT GLIDE MODELS, CHROME (SHOWN WITH CHROME MUFFLER SHIELD)



B. MUFFLER END CAPS

NOTE: There is no warranty on exhaust pipes and mufflers with regard to any discoloration. Blueing is caused by tuning characteristics, cam timing, carburetor jetting, over-heating, etc. and is not caused by defective manufacturing.

Street legal and/or street compliant statements refer to product meeting 50-State emissions and noise standards in the United States.

The street legal and/or street compliant statements may not apply to markets outside of the United States.



C. SATIN BLACK MUFFLER SHIELDS – SHORT (SHOWN ON FLHC MODEL WITH SATIN BLACK EXHAUST SHIELDS)



D. SATIN BLACK EXHAUST SHIELD KITS



D. SATIN BLACK EXHAUST SHIELD KIT



D. SATIN BLACK COLLECTOR SHIELD – FAT BOB MODELS

SCREAMIN' EAGLE® 287

Milwaukee-Eight® Stage I Upgrade

C. SATIN BLACK MUFFLER SHIELDS

Complete the blacked-out look. These rich satin-black shields wrap the chrome Street Cannon mufflers and complete the conversion to a sinister look. Styled to hug the lines of the mufflers, the blunt-cut shields are sized to expose the muffler end cap for a custom touch. Easy-to-install kit includes front and rear shields and black mounting clamps.

65400457 Short Shields.

Fits '18-'24 FLDE, FLHC and FLHCS models equipped with Screamin' Eagle® Street Cannon Mufflers P/N 64900636 or 64900638.

65400461 Long Shields.

Fits '18-'24 FLFB, FLFBS, FLFL, FXBB, FXBBS, FXBR, FXBRS, FXLR, FXLRS, FXLRST and FXST models equipped with Screamin' Eagle® Street Cannon Mufflers P/N 64900690 or 64900691.

D. SATIN BLACK EXHAUST SHIELD KIT

Extend the custom look along the bike's entire profile. These formed steel exhaust shields are available in a unique satin black ceramic finish that complements black Screamin' Eagle Street Cannon Muffler Shields. This exhaust shield kit has survived stringent Harley-Davidson testing for durability and corrosion resistance. Manufactured to Original Equipment standards for exact fit, the easy-to-install kit includes front and rear head pipe shields.

65400458

Fits '18-'24 FLDE, FLHC and FLHCS models.

65400460

Fits '18-'24 FLFB, FLFBS, FXBR and FXBRS models.

65400472

Fits '18-'24 FLSB, FXFB, FXFBS and '19-'20 FXDRS models.

65400480

Fits '18-'24 FLSB models.

65400481 Collector Shield.

Fits '18-'24 FXFB and FXFBS models.

NOTE: There is no warranty on exhaust pipes and mufflers with regard to any discoloration. Blueing is caused by tuning characteristics, cam timing, carburetor jetting, over-heating, etc. and is not caused by defective manufacturing.

Street legal and/or street compliant statements refer to product meeting 50-State emissions and noise standards in the United States.

The street legal and/or street compliant statements may not apply to markets outside of the United States.

288 SCREAMIN' EAGLE®

Milwaukee-Eight® Stage I Upgrade

A. SCREAMIN' EAGLE® EXTREME FLOW TITANIUM SLIP-ON MUFFLERS

Realize a significant weight reduction and a deep, sporty exhaust tone with these Screamin' Eagle® Extreme Street Cannon mufflers, designed specifically to fit on '17-later Touring models. These mufflers weigh 10% less than the Original Equipment (CVO) 4.5" mufflers. The oval shape maintains the Original Equipment lean angle. The titanium mufflers and Forged Carbon Fiber end caps are both lightweight and durable. They have a matte black finish with laser etched Screamin' Eagle logo and complement other lightweight Forged Carbon Fiber accessories. The mufflers are 49-state U.S. EPA compliant. Screamin' Eagle products are not available for sale and are not street legal in all countries. Please contact your local dealer for more information.

64901365

Fits '17-later Touring models. Does not fit Trike or California models. All models require ECM calibration with Screamin' Eagle Pro Street Tuner for proper installation.

B. SCREAMIN' EAGLE® STREET CANNON PERFORMANCE SLIP-ON MUFFLERS – 4.5"

Dialed in to enhance the performance of the Milwaukee-Eight® engine, these slip-on mufflers feature a large inlet for improved airflow. When teamed with a free-flowing air cleaner, these Street Cannon mufflers deliver horsepower and torque gains you can feel. The large 4.5" diameter mufflers are tuned to provide a rich exhaust note, a deep bass rumble and great throaty sound when you roll on the throttle. But to strike a balance with your neighbors, the large internal volume and strategically designed baffles help maintain the peace at partial throttle. The large-diameter body adds a muscular look to your ride, and the newly designed mounts keep the mufflers tucked in close to the bags for a clean profile and can be fitted with a wide variety of styled muffler end caps to provide the perfect finishing touch.

Fits '17-later Touring models (except '23-later FLHXSE, FLTRXSE models, '24-later FLHX, FLTRX and '25 FLHXU models). Does not fit Trike models. Installation requires separate purchase of Muffler Clamps P/N 65900012 and 65900015. Requires separate purchase of end caps. All models require ECM calibration with Screamin' Eagle® Pro Street Tuner for proper installation. Pending approval for use in California on '21-'22 models. Refer to H-D.com/shop for status.

64900552A Chrome.

64900553B Satin Black.

Fits '17-'20 114CI and 117CI Touring models. Does not fit Trike models. Designed for International markets that require ECE certified mufflers. Includes matching Two-piece Muffler end caps. Installation requires separate purchase of Muffler Clamps P/N 65900012 and 65900015.

64900555A Chrome – ECE Certified.

64900554B Satin Black – ECE Certified.



A. SCREAMIN' EAGLE® EXTREME FLOW TITANIUM SLIP-ON MUFFLERS



B. SCREAMIN' EAGLE STREET CANNON PERFORMANCE SLIP-ON MUFFLERS – 4.5" – CHROME (SHOWN WITH CHROME TWO-PIECE END CAPS)



B. SCREAMIN' EAGLE STREET CANNON PERFORMANCE SLIP-ON MUFFLERS – 4.5" – SATIN BLACK (SHOWN WITH SATIN BLACK TWO-PIECE END CAPS)

NOTE: There is no warranty on exhaust pipes and mufflers with regard to any discoloration. Blueing is caused by tuning characteristics, cam timing, carburetor jetting, over-heating, etc. and is not caused by defective manufacturing.

Street legal and/or street compliant statements refer to product meeting 50-State emissions and noise standards in the United States.

The street legal and/or street compliant statements may not apply to markets outside of the United States.



C. TWO-PIECE MUFFLER END CAP KIT – 4.5" – CHROME



C. TWO-PIECE MUFFLER END CAP KIT – 4.5" – SATIN BLACK



D. MUFFLER END CAP KIT – 4.5" – BLUNT - STAINLESS



D. MUFFLER END CAP KIT – 4.5" – SLASH UP/DOWN - GLOSS BLACK



E. EMPIRE COLLECTION MUFFLER END CAP KIT – CHROME



E. EMPIRE COLLECTION MUFFLER END CAP KIT – MACHINE CUT



E. EMPIRE COLLECTION MUFFLER END CAP KIT – SATIN BLACK



E. EMPIRE COLLECTION MUFFLER END CAPS



F. BLUNT SLASH UP/DOWN/OUT MUFFLER END CAP KIT – 4.5" – CHROME



F. BLUNT SLASH UP/DOWN/OUT MUFFLER END CAP KIT – 4.5" – SATIN BLACK

SCREAMIN' EAGLE® 289

Milwaukee-Eight® Stage I Upgrade

C. TWO-PIECE MUFFLER END CAP KIT – 4.5"

Shaped to provide a complete finishing touch to the rear of your bike, these slash-cut end caps feature a reverse cone rolled edge for a massive solid billet look. The reverse cone opening hugs the internal slotted flash suppressor-inspired barrel for a weapons-grade style.

Fits '17-later Touring models equipped with 4.5" Screamin' Eagle® Street Cannon Mufflers and Screamin' Eagle High-Flow Exhaust Systems with 4.5" Street Cannon Mufflers.

65100078 Chrome.

65100076A Satin Black.

D. MUFFLER END CAP KIT – 4.5"

These easy-to-install performance end caps allow you to finish your 4.5" Screamin' Eagle Street Cannon mufflers your way. Sold in pairs. Installation hardware included.

Fits '17-later Touring models equipped with 4.5" Screamin' Eagle Street Cannon Mufflers and Screamin' Eagle High-Flow Exhaust Systems with 4.5" Street Cannon Mufflers.

65100196 Blunt/Stainless Steel.

65100205 Slash Up/Down/Out-Gloss Black.

E. EMPIRE™ COLLECTION MUFFLER END CAP KIT - 4.5"

Executed in durable cast and billet aluminum, these Empire™ Collection End Caps add a captivating custom detail that complements other matching accessories.

Fits '17-later Touring models equipped with 4.5" Screamin' Eagle Street Cannon Mufflers and Screamin' Eagle High-Flow Exhaust Systems with 4.5" Street Cannon Mufflers.

65100219 Chrome.

65100221 Machine Cut.

65100220 Satin Black.

F. BLUNT SLASH UP/DOWN/OUT MUFFLER END CAP KIT – 4.5"

These easy-to-install slash-cut end caps allow you to finish your 4.5" Screamin' Eagle Street Cannon mufflers your way. Sold in pairs. Installation hardware included.

Fits '17-later Touring models equipped with 4.5" Screamin' Eagle Street Cannon mufflers. Does not fit CVO™ Touring mufflers. Also fits High-Flow Exhaust Systems P/N's 64800059, 64800062, 65600329, 65600330, 65600331 and 65600332.

65100085 Chrome.

65100084A Satin Black.

Street legal and/or street compliant statements refer to product meeting 50-State emissions and noise standards in the United States.

The street legal and/or street compliant statements may not apply to markets outside of the United States.

290 SCREAMIN' EAGLE®

Milwaukee-Eight® Stage I Upgrade

A. SCREAMIN' EAGLE® HIGH-FLOW EXHAUST SYSTEM WITH STREET CANNON MUFFLERS

The Screamin' Eagle® High-Flow Exhaust system provides bolt-on performance by reducing the catalyst restrictions and improving exhaust flow. This exhaust system is optimized for use with Screamin' Eagle Stage Kit-equipped Milwaukee-Eight® engines. The complete exhaust system starts with race-shop constructed oversized mandrel-bent and hand TIG-welded stainless steel head pipes, and flows through a unique crossover to improve the flow of spent cylinder gasses. The large inlet 4.5" Street Cannon mufflers feature baffles that are optimized for aggressive performance and sound under acceleration, and deliver a rich mellow note. The combination of tuned-flow headers and Street Cannon mufflers with relocated catalyst maximizes horsepower, maintains solid midrange torque and manages heat. The proof is in the horsepower and torque numbers. Dial the system to your motorcycle by using the Screamin' Eagle Pro Street Tuner to tune your ECM specifically to match your performance upgrades. The complete system includes exhaust headers pre-tapped for standard or Screamin' Eagle wide-band O2 sensors, large 4.5" diameter Street Cannon mufflers, and matching exhaust heat shields. Complete the look with your choice of custom muffler end caps (sold separately). This High-Flow Exhaust System is designed to pair with a 128CI or 131CI Stage IV Kit or Crate Engine to ensure maximum performance. 49-State U.S. EPA compliant. Refer to www.H-D.com/Shop for status.

Fits '17-later Touring models (except '23-later FLHXSE, FLTRXSE, '24-later FLHX, FLTRX and '25-later FLHXU models). Does not fit Trike models. Does not fit with Dominion™ Transmission Side Covers. Separate purchase of Screamin' Eagle 4.5" endcaps required. All models require ECM calibration with Screamin' Eagle Pro Street Tuner for proper installation. See Dealer for details. Does not fit California models.

65600330 Gloss Black with Gloss Black Mufflers.

65600331 Chrome with Chrome Mufflers.

65600332 Satin Black with Satin Black Mufflers.



A. SCREAMIN' EAGLE HIGH-FLOW EXHAUST SYSTEM WITH STREET CANNON MUFFLERS GLOSS BLACK WITH GLOSS BLACK MUFFLERS



A. SCREAMIN' EAGLE HIGH-FLOW EXHAUST SYSTEM WITH STREET CANNON MUFFLERS CHROME WITH CHROME MUFFLERS



A. SCREAMIN' EAGLE HIGH-FLOW EXHAUST SYSTEM WITH STREET CANNON MUFFLERS SATIN BLACK WITH SATIN BLACK MUFFLERS



B. SATIN BLACK EXHAUST SHIELD KIT

NOTE: There is no warranty on exhaust pipes and mufflers with regard to any discoloration. Blueing is caused by tuning characteristics, cam timing, carburetor jetting, over-heating, etc. and is not caused by defective manufacturing.

Street legal and/or street compliant statements refer to product meeting 50-State emissions and noise standards in the United States.

The street legal and/or street compliant statements may not apply to markets outside of the United States.



292 SCREAMIN' EAGLE®

Milwaukee-Eight® Stage II Upgrade

A. SCREAMIN' EAGLE® STAGE II KIT

The high-performance SE8-511 camshaft profile, initially developed for the Milwaukee-Eight® 121 High Output engine, delivers a high-octane performance boost for 117ci models. Designed for the horsepower junkie in mind, this camshaft kit will build additional horsepower @ 4000 RPM and continues to build by up to 21% increase at redline.

- Ideal for high octane riders that consistently push their vehicle to the upper RPM range
- Produces greater acceleration in the mid and upper RPM range
- Includes adjustable pushrods that allow SE8-511 camshaft installation without removing the cylinder heads, significantly reducing installation time and cost
- Kit includes Screamin' Eagle® High-Capacity Lifters
- Black pushrod tubes to match Black engine finish
- Screamin' Eagle products are not available for sale and are not street legal in all countries. Please contact your local dealer for more information.

Fits '24-later FLHX, FLTRX and FLHXU models and '25-later Softail models. Factory equipment on '24-later FLTRXSTSE and '25-later FXLR and FXLRST models. Does not fit California models.

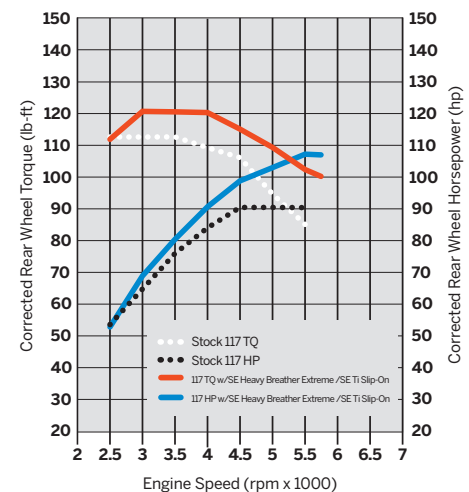
- 92500132** Black.
- 92500133** Chrome.

B. SCREAMIN' EAGLE SE8-511 CAM

Same camshaft specifications as the Milwaukee-Eight® 121 High Output engine camshaft. Screamin' Eagle products are not available for sale and are not street legal in all countries. Please contact your local dealer for more information.

25400476
Fits '24-later FLHX and FLTRX models. Factory equipment on '24-later FLTRXSTSE models. Does not fit California models.

Milwaukee-Eight 117 Stock vs Stage II Kit w/ SE Heavy Breather Extreme A/C and Titanium Mufflers on '23 FLTRX



A. SCREAMIN' EAGLE® STAGE II KIT



A. SCREAMIN' EAGLE® STAGE II KIT



B. SCREAMIN' EAGLE SE8-511 CAM



C. SCREAMIN' EAGLE PREMIUM TAPERED QUICK-INSTALL ADJUSTABLE PUSHRODS – MILWAUKEE-EIGHT POWERTRAIN – BLACK COVERS



C. SCREAMIN' EAGLE PREMIUM TAPERED QUICK-INSTALL ADJUSTABLE PUSHRODS – MILWAUKEE-EIGHT POWERTRAIN – CHROME COVERS



D. SCREAMIN' EAGLE PERFORMANCE VALVE SPRING KIT – MILWAUKEE-EIGHT POWERTRAIN

SCREAMIN' EAGLE® 293

Milwaukee-Eight® Stage II Upgrade

C. SCREAMIN' EAGLE® PREMIUM TAPERED QUICK-INSTALL ADJUSTABLE PUSHRODS

These premium pushrods are tapered for enhanced clearance at the cylinder head, allowing the use of higher-lift cams. The one-piece chrome moly tube adds rigidity and durability and the threaded adjustment feature provides easy cam installation without removing the cylinder heads or rocker boxes. To simplify adjustment, the tube features six flats, with one flat marked with a large dot for tracking the adjustment. The threaded rod features 4 flats to reduce wrench swing. Kit includes 4 pushrods and required pushrod tube covers.

Fits '18-later Softail® and '17-later Touring and Trike models.

- 17900073** With Black Covers.
- 17900058** With Chrome Covers.

D. SCREAMIN' EAGLE PERFORMANCE VALVE SPRING KIT

These performance pushrods are tapered for enhanced clearance at the cylinder head, allowing the use of higher-lift cams. The one-piece chrome moly tube adds rigidity and durability and the threaded adjustment feature provides easy cam installation without removing the cylinder heads or rocker boxes. To simplify adjustment, the tube features six flats, with one flat marked with a large dot for tracking the adjustment. The threaded rod features 4 flats to reduce wrench swing. Kit includes 4 pushrods and required pushrod tube covers.

Fits '18-later Softail and '17-later Touring and Trike models.

Street legal and/or street compliant statements refer to product meeting 50-State emissions and noise standards in the United States.

The street legal and/or street compliant statements may not apply to markets outside of the United States.

294 SCREAMIN' EAGLE®

Milwaukee-Eight® Stage II Upgrade

STAGE II

THE BASICS

- Choose a **TORQUE CAM** or **POWER CAM** based on riding style
- A performance cam increases both the lift in the valve train (pushing the valve open farther) and the duration of the valve opening (how long the valve stays open)



A. SCREAMIN' EAGLE® MILWAUKEE-EIGHT® STAGE II – TORQUE KIT (CHROME COVERS SHOWN)

A. SCREAMIN' EAGLE® MILWAUKEE-EIGHT® STAGE II – TORQUE KIT

This kit was developed for the budget-minded rider who wants to experience crisp throttle response and acceleration he or she can feel at slower speeds. The 5% increase in torque can be felt immediately off the line and continues to build by up to a 14% increase @ 4500 RPM – the ideal power band for passing slow-moving vehicles.

SE8-447 Cam

- Delivers enhanced torque and horsepower in the low to mid RPM range
- Produces passing power without a downshift or high revs
- Minimally invasive, only requiring opening of the cam chest

Fits '18-'24 Softail® and '17-later Touring (except Center Cooled Models) and Trike models. Not intended for use on '18-later CVO™ Touring and Trike models. Not intended for use on Touring and Softail Models equipped with an OE 117 Engine. Requires separate purchase of Cam Drive Retention Kit P/N 25566-06. Installation may require Cam Spacer Kit P/N 25928-06. For '17-'18 Touring models, installation of Oil Pump Cover P/N 62400206 is recommended (sold separately). All models require ECM calibration with Screamin' Eagle® Pro Street Tuner for proper installation. See Dealer for details. Does not fit '22 California models. Refer to H-D.com/shop for status.

92500047A Chrome Covers.

92500074A Gloss Black Covers.

Fits '18-'22 California Softail and '17-'22 California Touring and California Trike models. Not intended for use on 18-later CVO models or models equipped with an OE 117ci engine. Requires separate purchase of Cam Drive Retention Kit P/N 25566-06. Installation may require Cam Spacer Kit P/N 25928-06. For '17-'18 Touring models, installation of Oil Pump Cover P/N 62400206 is recommended (sold separately). All models require ECM calibration with Screamin' Eagle Pro Street Tuner for proper installation.

92500127 Chrome.

92500129 Gloss Black.

THE PERFORMANCE

TORQUE KIT

- The rider will feel up to a 15% increase in performance in the low to mid RPM range

- Experience crisp throttle response and acceleration that can be felt at slower speeds, perfect for passing slow moving vehicles without downshifting

POWER KIT

- The rider will feel up to a 25% increase in performance in the mid to upper RPM range

- Experience an adrenaline-pumping burst of speed while heading toward the red line



TORQUE



POWER



B. SCREAMIN' EAGLE MILWAUKEE-EIGHT STAGE II – POWER KIT (GLOSS BLACK COVERS SHOWN)

B. SCREAMIN' EAGLE MILWAUKEE-EIGHT STAGE II – POWER KIT

This kit was developed for the budget-minded rider who wants to experience that adrenaline-pumping burst of speed while heading toward the red line. The additional power starts to build @ 3000 RPM and continues to build by up to 24% at redline. Riding the bike aggressively will require downshifting to lower gears to keep the engine operating in the higher RPM range.

SE8-462 Cam

- Ideal for riders looking for excitement and willing to ride in the upper RPM range
- Produces greater acceleration in the mid and upper RPM range
- Minimally invasive, only requiring opening of the cam chest

Fits '18-'24 Softail® and '17-later Touring (except Center Cooled Models) models. Does not fit Trike models. Requires separate purchase of Cam Drive Retention Kit P/N 25566-06. Installation may require Cam Spacer Kit P/N 25928-06. For '17-'18 Touring models, installation of Oil Pump Cover P/N 62400206 is recommended (sold separately). All models require ECM calibration with Screamin' Eagle® Pro Street Tuner for proper installation. See Dealer for details. Does not fit '22 California models. Refer to H-D.com/shop for status.

92500058A Chrome Covers.

92500075A Gloss Black Covers.

Fits '18-'22 California Softail and '17-'22 California Touring models. Does not fit California Trike models. Requires separate purchase of Cam Drive Retention Kit P/N 25566-06. Installation may require Cam Spacer Kit P/N 25928-06. For '17-'18 Touring models, installation of Oil Pump Cover P/N 62400206 is recommended (sold separately). All models require ECM calibration with Screamin' Eagle Pro Street Tuner for proper installation.

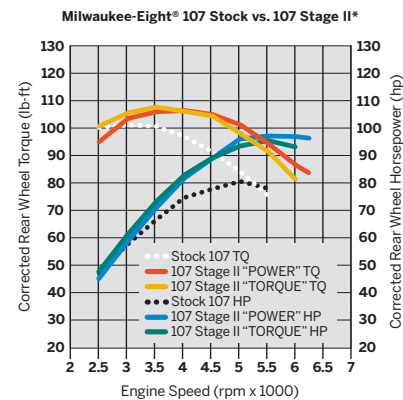
92500128 Chrome.

92500130 Gloss Black.

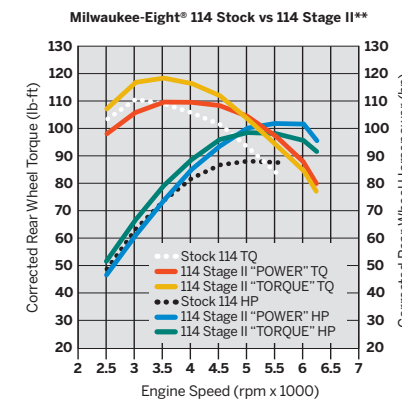
Description	Part Number	Lift @ Valve Intake/Exhaust	Duration @ .050" Intake/Exhaust	Timing @ .050" Lift Open/Closed	TDC Lift @ Valve Intake/Exhaust
Stock	25400190	.350"/.374"	174°/199°	Intake: 7° ATDC/1° ABDC Exhaust: 33° BBDC/14° BTDC	.057"/.048"
CVO™	25400273	.432"/.445"	188°/212°	Intake: 11° ATDC/19° ABDC Exhaust: 47° BBDC/15° BTDC	.044"/.044"
SE8-447 TORQUE	25400199	.447"/.462"	197°/217°	Intake: 0° ATDC/17° ABDC Exhaust: 42° BBDC/5° BTDC	.080"/.064"
SE8-462 POWER	25400200	.462"/.463"	197°/235°	Intake: 7° ATDC/24° ABDC Exhaust: 53° BBDC/2° BTDC	.057"/.086"
SE8-498 POWER	25400202	.498"/.491"	209°/247°	Intake: 4° ATDC/33° ABDC Exhaust: 60° BBDC/7° BTDC	.065"/.103"
Stock '24 FLHX & FLTRX	25400273	.432"/.445"	188°/212°	Intake: 11° ATDC/19° ABDC Exhaust: 47° BBDC/15° BTDC	.044"/.044"
CVO ST & SE8-511	25400476	.511"/.511"	Front Cylinder 208°/217°	Front Cylinder Intake: 3° BTDC/25° ABDC Exhaust: 40° BBDC/3° BTDC	.102"/.091"
CVO ST & SE8-511	25400476	.511"/.511"	Rear Cylinder 202°/217°	Rear Cylinder Intake: 1° ATDC/23° ABDC Exhaust: 43° BBDC/6° BTDC	.102"/.091"
SE8-515 POWER	25400201	Front Cylinder .515"/.513"	Front Cylinder 227°/249°	Front Cylinder Intake: 2° BTDC/45° ABDC Exhaust: 62° BBDC/7° ATDC	Front Cylinder .056"/.066"
		Rear Cylinder .516"/.515"	Rear Cylinder 219°/242°	Rear Cylinder Intake: 6° ATDC/45° ABDC Exhaust: 61.5° BBDC/.5° ATDC	Rear Cylinder .036"/.052"
SE8-517 POWER	25400353	Front Cylinder .515"/.513"	Front Cylinder 227°/242°	Front Cylinder Intake: 7° BTDC/40° ABDC Exhaust: 62° BBDC/7° ATDC	Front Cylinder .112"/.066"
		Rear Cylinder .515"/.513"	Rear Cylinder 227°/242°	Rear Cylinder Intake: 7° ATDC/40° ABDC Exhaust: 61° BBDC/.5° ATDC	Rear Cylinder .112"/.052"

Theoretical, based on rocker arm ratio of 1.65. Valve train components, operation temperature and tolerance stack-up will affect actual lifts.

C. SCREAMIN' EAGLE PERFORMANCE CAM SPECS



* FLHX 107 Stage II "POWER" with Ventilator A/C & Street Cannon Mufflers
* FLHX 107 Stage II "TORQUE" with Heavy Breather A/C & Street Cannon Mufflers



** FLHXSE 114 Stage II "POWER" with Ventilator A/C & Street Cannon Mufflers
** FLHXSE 114 Stage II "TORQUE" with Heavy Breather A/C & Street Cannon Mufflers

SCREAMIN' EAGLE® 295

Milwaukee-Eight® Cams

STAGE II

C. MILWAUKEE-EIGHT® PERFORMANCE CAMS

Screamin' Eagle® SE8-447 Cam – Torque

- Enhanced torque in the low to mid RPM band
- Ideal for a fully loaded bike
- Increased horsepower in the mid RPM range
- Responds well to roll-on throttle application
- Crisp throttle response and acceleration at lower speeds
- Can be used with stock valve springs

Fits '18-'24 Softail® and '17-later Touring and Trike models. Requires separate purchase of Cam Drive Retention Kit P/N 25566-06. Installation requires removal of rocker box covers and rocker arms or installation of adjustable push-rods. Installation may require Cam Spacer Kit P/N 25928-06. All models require ECM calibration with Screamin' Eagle® Pro Street Tuner for proper installation. Pending Regulatory approval for '21-later models. Refer to product information at www.H-D.com/shop for status.

25400199

Screamin' Eagle SE8-462 Cam – Power

- Improved power in mid and upper RPM band
- Ideal for a fully loaded bike
- Thrilling acceleration and crisp throttle response
- Ideal for rider who likes to downshift and twist the throttle
- Responds well to aggressive throttle application
- Can be used with stock valve springs

Fits '18-'24 Softail® and '17-later Touring models. Does not fit '23 later FLHXSE, FLTRXSE and '24-later FLHX, FLTRX, and FLTRXSTSE and '25-later FLHXU models. Requires separate purchase of Cam Drive Retention Kit P/N 25566-06. Installation may require Cam Spacer Kit P/N 25928-06. All models require ECM calibration with Screamin' Eagle Pro Street Tuner for proper installation. Pending Regulatory approval for '20-later models. Refer to product information at www.H-D.com/shop for status.

25400200

Screamin' Eagle SE8-498 Cam – Power

Replacement cam for models equipped with Screamin' Eagle Milwaukee-Eight® Stage III Kits.

- Improved acceleration on the straightaway
- Ideal for lighter bike with bigger displacement
- Exhilarating acceleration at high engine speeds.
- Responds well to a healthy twist of the throttle
- High-lift profile for complete filling of cylinders
- Requires Performance Valve Springs P/N 18100080

25400202

Screamin' Eagle SE8-515 Cam

Replacement cam for models equipped with Screamin' Eagle Milwaukee-Eight 114 or 117ci Stage IV kits.

- Hard acceleration off the line
- Improved mid-range and high RPM horsepower
- Stump-pulling torque throughout the RPM band
- Significant increase in rear wheel torque and power
- High lift and long duration for complete cylinder filling
- Requires Performance Valve Springs P/N 18100080

25400201

Screamin' Eagle SE8-517 Cam

Developed for Milwaukee-Eight 128CI and 131CI Stage IV kits, this high-performance cam enhances efficient filling of the cylinder at the optimum timing. Offered as a stand-alone component for the engine builder looking to develop a custom performance recipe, it provides premium mid- to upper-range power.

Replacement cam for models equipped with Screamin' Eagle Milwaukee-Eight 128 or 131CI Stage IV kits.

25400353

296 SCREAMIN' EAGLE®

Milwaukee-Eight® Stage III Upgrade

STAGE III

A. SCREAMIN' EAGLE® MILWAUKEE-EIGHT® ENGINE STAGE III KIT - 117CI TO 122CI

This Stage III kit has been developed to deliver the kind of real-world power increase Touring riders will feel each time they roll on the throttle. The bump up in displacement and compression paired with a Screamin' Eagle® SE8-511 camshaft deliver a significant increase in torque and power over stock and may restore the sensation of riding solo when you're loaded down with a passenger and gear.

- Delivers up to 31% more horsepower and 18% more torque compared to the Original Equipment engine configuration.
- We've done your homework. This street-compliant performance kit has been designed and tested as a system by the performance experts at Harley-Davidson.
- Includes 4.155" Big Bore Bolt-On Cylinders, Forged 10.9:1 High Compression Pistons and Rings, SE8-511 Camshaft, High Capacity Tappets, Stage III Timer Cover Medallion.
- Includes Multi-Layer Coated Head Gaskets, Cylinder Base and Cam Cover Gaskets, most necessary gaskets and seals.
- Pending 49-State U.S. EPA compliant.

92500139 Black Highlighted.
Fits '24-later FLHX and FLTRX and '25-later FLHXU models. Installation may require Cam Spacer Kit P/N 25928-06. All models require ECM calibration with Screamin' Eagle Pro Street Tuner for proper installation.



A. SCREAMIN' EAGLE® MILWAUKEE-EIGHT® ENGINE STAGE III KIT - 117CI TO 122CI

STAGE IV

SCREAMIN' EAGLE® 297

Milwaukee-Eight® Stage IV Upgrade

B. SCREAMIN' EAGLE® MILWAUKEE-EIGHT® ENGINE STAGE IV KIT - 117CI TO 131CI

For the rider demanding no-compromise performance. This 117ci to 131ci Stage IV Kit was engineered by the pros at Harley-Davidson to deliver instant arm-stretching torque through the entire rpm range. Made for riders seeking maximum displacement, compression, and flow, it delivers 131 horsepower and 139 ft-lb of torque to the rear wheel!

This Stage IV Kit features the finest Screamin' Eagle® components. Many of these new components were informed by extensive testing by the Harley-Davidson Factory Racing Team for the King of the Baggers racing series. The Stage IV kit consists of: All-new Screamin' Eagle® Extreme CNC-ported cylinder heads, 68mm throttle body and new cast 68mm intake manifold, new SE8-550 high-lift cam and 6.8 g/sec fuel injectors work together to feed the engine large volumes of air and fuel to help maximize power. New forged high-compression pistons and rings are designed to withstand increased combustion forces. Also includes high-performance tappets and new patent-protected 4.31" steel sleeve cylinders. Screamin' Eagle and Stage IV badging on the cylinder heads and timer cover highlights the powerplant.

- We've done your homework. Engineered and tested as a complete collection of high-performance components by the Screamin' Eagle® pros at Harley-Davidson. This combination is designed for wide open throttle along with high end RPMs and a significant torque increase from a cruising speed.
- Provides thrilling acceleration when twisting the throttle.
- Can be installed without removing the engine from chassis.
- Screamin' Eagle products are not available for sale and are not street legal in all countries. Please contact your local dealer for more information.

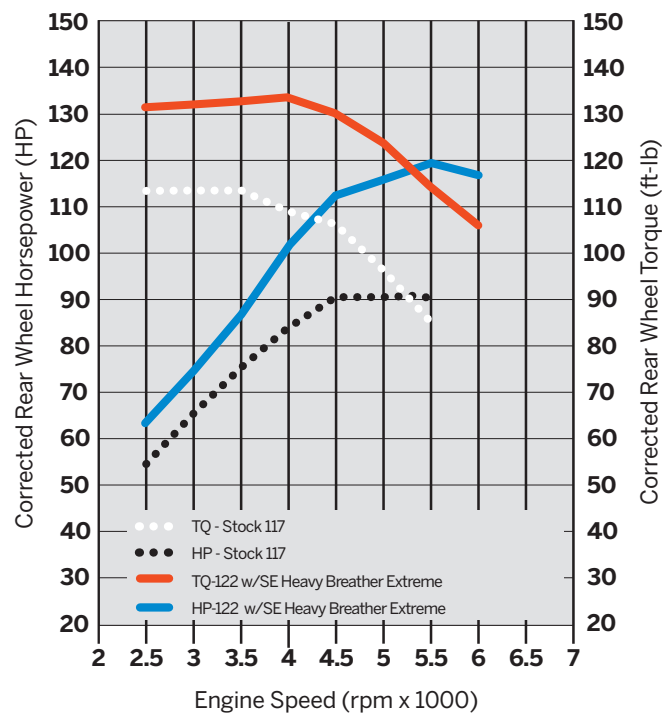
92500100 Black Highlighted.
Fits '24 FLHX and FLTRX models. Requires ECM recalibration with Pro Street Tuner for proper installation. Does not fit California models.

92500144 Black Highlighted.
Fits '25-later FLHX, FLTRX, and FLHXU models. Requires ECM recalibration with Pro Street Tuner for proper installation. Does not fit California models.



B. SCREAMIN' EAGLE® MILWAUKEE-EIGHT® ENGINE STAGE IV KIT - 117CI TO 131CI

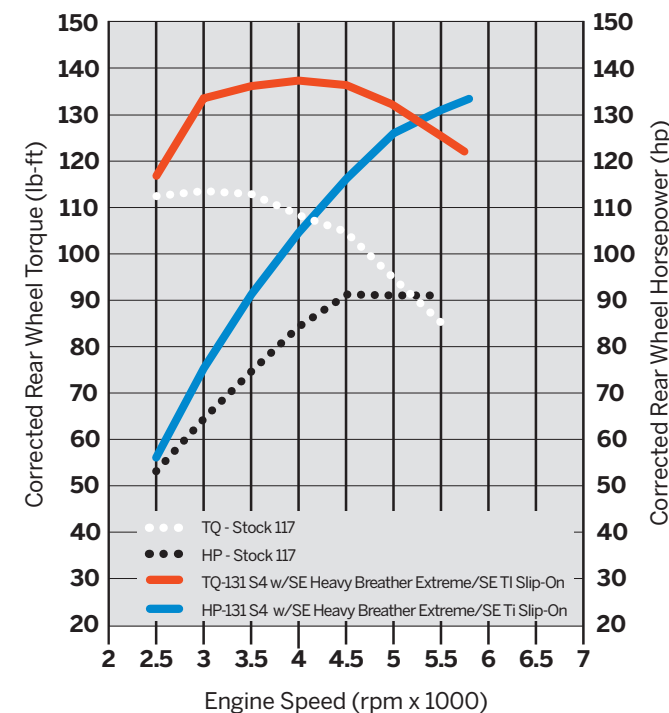
Milwaukee-Eight 122 Stage 3 vs Stock 117 Touring - SE Heavy Breather Extreme Air Cleaner / SE Titanium Slip-On Mufflers



Street legal and/or street compliant statements refer to product meeting 50-State emissions and noise standards in the United States.

The street legal and/or street compliant statements may not apply to markets outside of the United States.

Milwaukee-Eight 131 Stage 4 vs 117 Touring - SE Heavy Breather Extreme Air Cleaner/ SE Titanium Slip-On Mufflers - FLTRX



Street legal and/or street compliant statements refer to product meeting 50-State emissions and noise standards in the United States.

The street legal and/or street compliant statements may not apply to markets outside of the United States.

298 SCREAMIN' EAGLE®

Milwaukee-Eight® Stage III Upgrade

STAGE IV

A. SCREAMIN' EAGLE® MILWAUKEE-EIGHT® ENGINE STAGE IV KIT - 121CI TO 135CI

For the rider demanding no-compromise performance. With the largest displacement and the most power of any Harley-Davidson® Stage Kit, this 121ci to 135ci Stage IV Kit was engineered by the pros at Harley-Davidson to deliver instant arm-stretching torque through the entire rpm range. Made for riders seeking maximum displacement, compression, and flow, it delivers 144 horsepower and 149 ft-lb of torque to the rear wheel!

This Stage IV Kit features the finest Screamin' Eagle® components. Many of these new components were informed by extensive testing by the Harley-Davidson Factory Racing Team for the King of the Baggers racing series. The Stage IV kit consists of: All-new Screamin' Eagle® Extreme CNC-ported cylinder heads, 68mm throttle body and new cast 68mm intake manifold, new SE8-550 high-lift cam and 6.8 g/sec fuel injectors work together to feed the engine large volumes of air and fuel to help maximize power. New forged high-compression pistons and rings are designed to withstand increased combustion forces. Also includes high-performance tappets, new patent-protected 4.31" steel sleeve cylinders, and Screamin' Eagle® Pro Billet Cam Plate and Oil Pump. Screamin' Eagle and Stage IV badging on the cylinder heads and timer cover highlights the powerplant.

- We've done your homework. Engineered and tested as a complete collection of high-performance components by the Screamin' Eagle® pros at Harley-Davidson. This combination is designed for wide open throttle along with high end RPMs and a significant torque increase from a cruising speed.
- Provides thrilling acceleration when twisting the throttle.
- Can be installed without removing the engine from chassis.
- Screamin' Eagle products are not available for sale and are not street legal in all countries. Please contact your local dealer for more information.

92500099 Black Granite.
Fits '23-'24 FLHXSE and FLTRXSE and '24 FLTRXSTSE models. Requires ECM recalibration with Pro Street Tuner for proper installation. Does not fit California models.

92500143 Black Granite.
Fits '25-later FLHXSE, FLTRXSE, and FLTRXSTSE models. All models require ECM recalibration with Screamin' Eagle Pro Street Tuner for proper installation. Does not fit California models.



A. SCREAMIN' EAGLE® MILWAUKEE-EIGHT® ENGINE STAGE III KIT - 117CI TO 122CI

STAGE III

SCREAMIN' EAGLE® 299

Milwaukee-Eight® Stage III Upgrade

B. SCREAMIN' EAGLE® MILWAUKEE-EIGHT® ENGINE STAGE III KITS

This Stage III kit has been developed for the rider looking for a solid "seat of the pants" increase you can feel every time you roll on the throttle. The bump up in displacement and compression deliver a significant increase in torque and power over stock, all the while restoring the sensation of riding solo when you're loaded down. The Stage III 107CI to 119CI upgrade delivers up to 23% more horsepower and 17% more torque and the 114CI to 122CI upgrade increases power by up to 15% and 13% more torque when compared to the Original Equipment engine configurations.

- Delivers increased response throughout the entire RPM range.
- Produces flexible roll-on passing power without a required downshift.
- Delivers excellent stop-light to freeway speed on-ramp acceleration.

49-State U.S. EPA Compliant on select '18-later Softail® and '17-later Touring models. Refer to www.H-D.com/Shop for status.

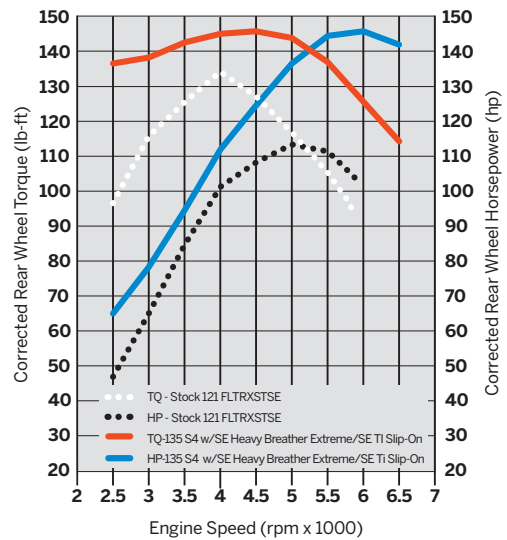
Performance components include:

- Screamin' Eagle® 4.155 Big Bore Bolt-On Cylinders
- Screamin' Eagle Forged 11.0:1 High-Compression Pistons and Rings
- Screamin' Eagle SE8-447 Torque Cam
- Screamin' Eagle High Capacity Tappets
- Screamin' Eagle High Performance Cam Bearing
- Screamin' Eagle Stage III Timer Cover & Insert
- Multi-layer coated Head Gaskets
- Cylinder Base and Cam Cover Gaskets
- Most necessary gaskets and seals
- Appropriate 119CI or 122CI Timer Cover Medallion and TimerCover Base

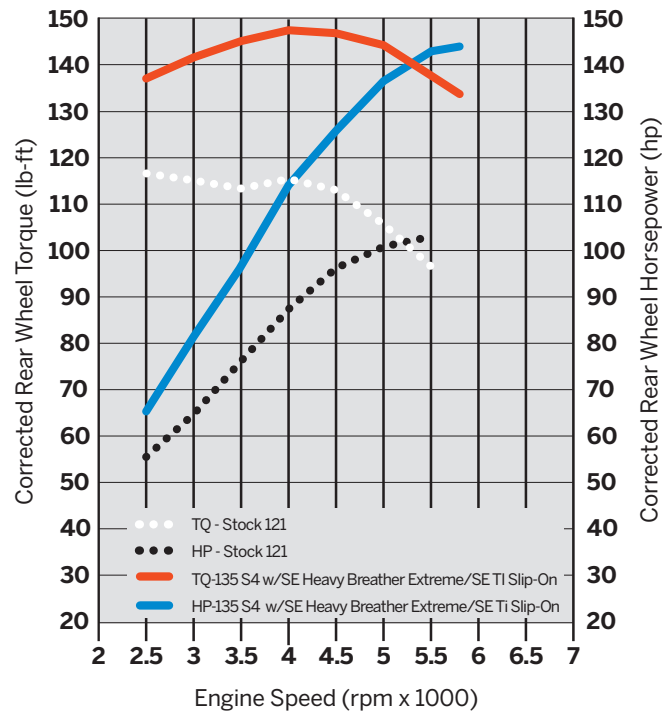


B. SCREAMIN' EAGLE® MILWAUKEE-EIGHT® ENGINE STAGE III KITS

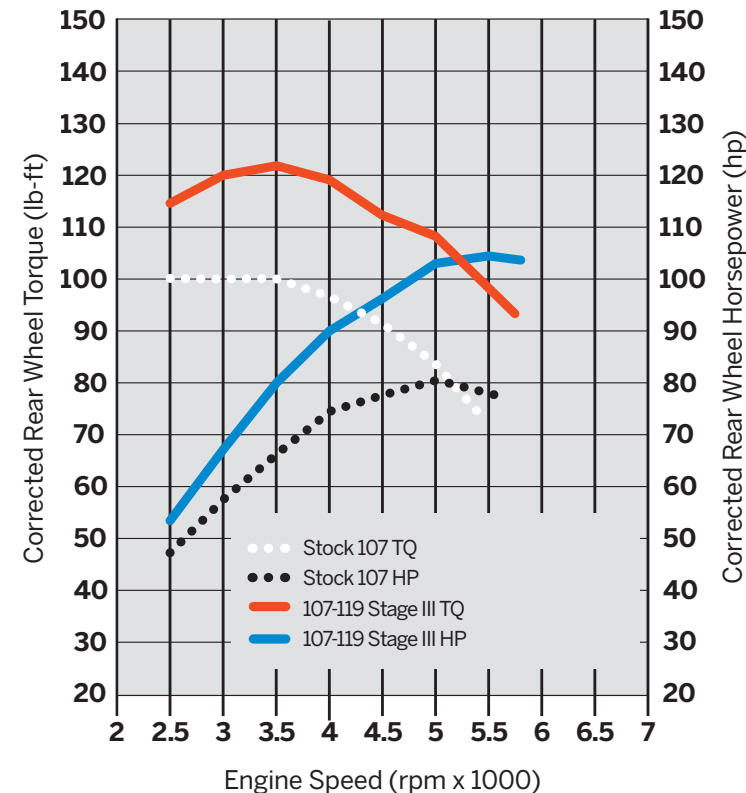
Milwaukee-Eight 135 FLTRXSTSE Stage 4 vs 121 FLTRXSTSE - SE Heavy Breather Extreme Air Cleaner/ SE Titanium Slip-On Mufflers



Milwaukee-Eight 135 Stage 4 vs 121 VVT Touring - SE Heavy Breather Extreme Air Cleaner/ SE Titanium Slip-On Mufflers



Milwaukee-Eight 107 Touring Stock vs. 107-to-119 Stage III Kit w/ Street Cannons & Ventilator A/C



Street legal and/or street compliant statements refer to product meeting 50-State emissions and noise standards in the United States.

The street legal and/or street compliant statements may not apply to markets outside of the United States.

Street legal and/or street compliant statements refer to product meeting 50-State emissions and noise standards in the United States.

The street legal and/or street compliant statements may not apply to markets outside of the United States.

300 SCREAMIN' EAGLE®

Milwaukee-Eight® Stage III Upgrade

STAGE III

A. SCREAMIN' EAGLE® MILWAUKEE-EIGHT® ENGINE STAGE III KITS

This Stage III kit has been developed for the rider looking for a solid "seat of the pants" increase you can feel every time you roll on the throttle. The bump up in displacement and compression deliver a significant increase in torque and power over stock, all the while restoring the sensation of riding solo when you're loaded down. The Stage III 107CI to 119CI upgrade delivers up to 23% more horsepower and 17% more torque and the 114CI to 122CI upgrade increases power by up to 15% and 13% more torque when compared to the Original Equipment engine configurations.

- Delivers increased response throughout the entire RPM range.
- Provides thrilling acceleration when twisting the throttle.
- Maintains flat torque curve from cruising RPM to redline.
- Can be installed without removing the engine from chassis.

49-State U.S. EPA Compliant on select '18-later Softail® Models. Refer to www.H-D.com/Shop for status.

Performance components include:

- Screamin' Eagle® 4.155 Big Bore Bolt-On Cylinders
- Screamin' Eagle® Forged 11.0:1 High-Compression Pistons and Rings
- Screamin' Eagle SE8-447 Torque
- Screamin' Eagle High Capacity Tappets
- Screamin' Eagle High Performance Cam Bearing
- Screamin' Eagle Stage III Timer Cover & Insert
- Multi-layer coated Head Gaskets
- Cylinder Base and Cam Cover Gaskets
- Most necessary gaskets and seals
- Appropriate 119CI or 122CI Timer Cover Medallion and Timer Cover Base

SCREAMIN' EAGLE STAGE III - 107CI TO 119CI KIT

Fits '18-'24 Softail® models equipped with 107CI Milwaukee-Eight engine. FXFB models require separate purchase of Screamin' Eagle Softail High-Flow Exhaust System P/N's 64900828 or 64900829. Requires separate purchase of Cam Drive Retention Kit P/N 25566-06. Installation may require Cam Spacer Kit P/N 25928-06. All models require ECM calibration with Screamin' Eagle Pro Street Tuner for proper installation.

92500083 Black Non-Highlighted.

92500096 Black Highlighted.

SCREAMIN' EAGLE STAGE III - 114CI OR 117CI TO 122CI KIT

Fits '18-'24 Softail models equipped with 114 or 117CI Milwaukee-Eight engines. Requires separate purchase of Cam Drive Retention Kit P/N 25566-06. Installation may require Cam Spacer Kit P/N 25928-06. FXFB and FXFBS models require separate purchase of Screamin' Eagle Softail High Flow Exhaust P/N's 64900828 or 64900829. FXDR114 models require separate purchase of Header Pipe Assembly P/N 65600300. All models require ECM calibration with Screamin' Eagle Pro Street Tuner for proper installation.

92500097 Black Highlighted.



A. SCREAMIN' EAGLE® MILWAUKEE-EIGHT® ENGINE STAGE III KITS
BLACK NON-HIGHLIGHTED



A. SCREAMIN' EAGLE® MILWAUKEE-EIGHT® ENGINE STAGE III KITS
BLACK HIGHLIGHTED

Street legal and/or street compliant statements refer to product meeting 50-State emissions and noise standards in the United States.

The street legal and/or street compliant statements may not apply to markets outside of the United States.

STAGE IV

SCREAMIN' EAGLE® 301

Milwaukee-Eight® Stage IV Upgrade

B. SCREAMIN' EAGLE® MILWAUKEE-EIGHT® ENGINE STAGE IV KIT - 107CI TO 128CI

This Stage IV Kit was designed to deliver maximum horsepower - all the way to the redline. Features new CNC-ported heads with 1mm bigger valves and fully machined combustion chambers. Coupled with the kit's high-lift SE8-517 cam, high compression pistons and a 64mm throttle body and intake manifold, this combination delivers a thrilling 126 ft-lb of torque and 121 HP rear-wheel output when paired with Screamin' Eagle® Street Cannon Mufflers. It's designed to run wide open at high-end RPMs and provide a significant boost of torque from cruising speed. You'll feel the difference as soon as you twist the throttle.

- Delivers increased response throughout the entire RPM range
- Provides thrilling acceleration when twisting the throttle
- Maintains flat torque curve from cruising RPM to redline
- Can be installed without removing the engine from chassis

49-State U.S. EPA Compliant on select '17-later Touring Models.

Performance components include:

- Screamin' Eagle CNC Ported Cylinder Head with CNC machined chamber and 1mm larger valves
- 128 Stage IV Timer cover
- SE8-517 High-Lift Cam
- Forged High Compression Pistons
- Screamin' Eagle High Performance Cam Bearing
- Screamin' Eagle High Performance Tappets
- Screamin' Eagle 4.31" Steel Sleeve Cylinders
- Screamin' Eagle 64mm Throttle Body and Cast Manifold
- Screamin' Eagle High Flow Injectors (5.5 g/sec)

Fits '17-'18 Touring models equipped with air/Oil-Cooled Milwaukee-Eight 107CI engine. Does not fit Trike models. '17-'19 models require separate purchase of High-Capacity Oil Pump P/N 62400248. '17-'18 Screamin' Eagle High-Capacity Clutch Plate Kit P/N 37000258. All models require ECM recalibration with the Pro Street Tuner for proper installation.

92500077 Twin-Cooled™ Black Highlighted.

92500078 Oil-Cooled Black Highlighted.



B. SCREAMIN' EAGLE® MILWAUKEE-EIGHT® ENGINE STAGE IV KIT
TWIN-COOLED - BLACK HIGHLIGHTED



B. SCREAMIN' EAGLE® MILWAUKEE-EIGHT® ENGINE STAGE IV KIT
OIL-COOLED - BLACK HIGHLIGHTED

Street legal and/or street compliant statements refer to product meeting 50-State emissions and noise standards in the United States.

The street legal and/or street compliant statements may not apply to markets outside of the United States.

302 SCREAMIN' EAGLE®

Milwaukee-Eight® Stage IV Upgrade

STAGE IV

A. SCREAMIN' EAGLE® MILWAUKEE-EIGHT® ENGINE STAGE IV KIT 114CI OR 117CI TO 131CI

Go big or go home. With the largest displacement of any Harley-Davidson® Stage Kit, this 114CI to 131CI Stage IV Kit was designed to deliver maximum horsepower – all the way to the redline. Packaged with patent-protected cylinder technology, it allows for the largest bolt-on engine upgrade to any Milwaukee-Eight® motor. Features new CNC-ported heads with 1mm bigger valves and fully machined combustion chambers. Coupled with the kit's high-lift SE8-517 cam, high compression pistons and a 64mm throttle body and intake manifold, this combination delivers a thrilling 131 ft-lb of torque and 121 HP rear-wheel output when paired with Screamin' Eagle® Street Cannon Mufflers. It's designed to run wide open at high-end RPMs and provide a significant boost of torque from cruising speed. You'll feel the difference as soon as you twist the throttle.

- Delivers increased response throughout the entire RPM range.
- Provides thrilling acceleration when twisting the throttle.
- Maintains flat torque curve from cruising RPM to redline.
- Can be installed without removing the engine from chassis.

49-State U.S. EPA Compliant on select '18-later Touring Models. Refer to www.H-D.com/Shop for status.

Performance components include:

- Screamin' Eagle CNC Ported Cylinder Head with CNC machined chamber and 1mm larger valves
- 131 Stage IV Timer cover
- SE8-517 High-Lift Cam
- Forged High Compression Pistons
- Screamin' Eagle High Performance Cam Bearing
- Screamin' Eagle High Performance Tappets
- Screamin' Eagle 4.31" Steel Sleeve Cylinders
- Screamin' Eagle 64mm Throttle Body and Cast Manifold
- Screamin' Eagle High Flow Injectors (5.5 g/sec)



A. SCREAMIN' EAGLE® MILWAUKEE-EIGHT® ENGINE STAGE IV KIT – OIL-COOLED – BLACK HIGHLIGHTED



A. SCREAMIN' EAGLE® MILWAUKEE-EIGHT® ENGINE STAGE IV KIT – OIL-COOLED – BLACK GRANITE

Street legal and/or street compliant statements refer to product meeting 50-State emissions and noise standards in the United States.

The street legal and/or street compliant statements may not apply to markets outside of the United States.

STAGE IV

303 SCREAMIN' EAGLE®

Milwaukee-Eight® Stage IV Upgrade

A. SCREAMIN' EAGLE® MILWAUKEE-EIGHT® ENGINE STAGE IV KIT

Oil-Cooled:

Fits '17-later Touring models equipped with air/Oil-Cooled Milwaukee-Eight® 114 or 117CI engine. Does not fit Trike models. '17-'19 models require separate purchase of High-Capacity Oil Pump P/N 62400247. '17-'18 Screamin' Eagle® High-Capacity Clutch Plate Kit P/N 37000258. All models require ECM recalibration with the Pro Street Tuner for proper installation. Does not fit California models.

92500079 Black Highlighted.

92500082 Black Granite.

A. SCREAMIN' EAGLE® MILWAUKEE-EIGHT® ENGINE STAGE IV KIT

Twin-Cooled™:

Fits '17-later Touring models equipped with Twin-Cooled™ Milwaukee-Eight 114 or 117CI engine. Does not fit Trike models. '17-'19 models require separate purchase of High-Capacity Oil Pump P/N 62400248. '17-'18 Screamin' Eagle High-Capacity Clutch Plate Kit P/N 37000258. All models require ECM recalibration with the Pro Street Tuner for proper installation. Does not fit California models.

92500080 Black Highlighted.

92500081 Black Granite.

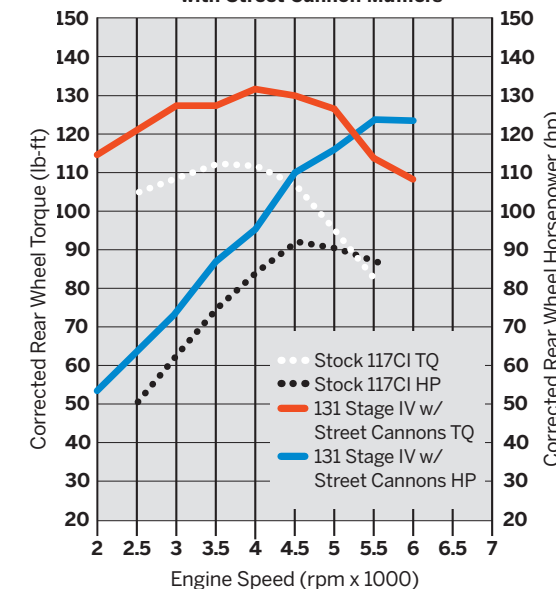


A. SCREAMIN' EAGLE® MILWAUKEE-EIGHT® ENGINE STAGE IV KIT – TWIN-COOLED – BLACK HIGHLIGHTED



A. SCREAMIN' EAGLE® MILWAUKEE-EIGHT® ENGINE STAGE IV KIT – TWIN-COOLED – BLACK HIGHLIGHTED

Milwaukee-Eight Twin-Cooled 117 Stock vs. 131 Stage IV with Street Cannon Mufflers



Street legal and/or street compliant statements refer to products meeting EPA (49-State) and/or California (50-State) emissions and noise standards in the United States as specified.

The street legal and/or street compliant statements may not apply to markets outside of the United States.

SCREAMIN' EAGLE

304 SCREAMIN' EAGLE®

Milwaukee-Eight® Stage IV Upgrade

STAGE IV

SCREAMIN' EAGLE® MILWAUKEE-EIGHT® ENGINE STAGE IV KITS

Go big or go home. With the largest displacement of any Harley-Davidson® Stage Kit, this 107CI to 128CI or 114CI to 131CI Stage IV Kit is designed to deliver maximum horsepower – all the way to the redline. Packaged with patent-protected cylinder technology, it allows for the largest bolt-on engine upgrade to any Milwaukee-Eight® motor. Features new CNC-ported heads with 1mm bigger valves and fully machined combustion chambers. Coupled with the kit's high-lift SE8-517 cam, high compression pistons and a 64mm throttle body and intake manifold, this combination delivers a thrilling 135 ft-lb of torque and 124 HP rear-wheel output when paired with the Screamin' Eagle Street Cannon Mufflers and Ventilator Air Cleaner. It's designed to run wide open at high-end RPMs and provide a significant boost of torque from cruising speed. You'll feel the difference as soon as you twist the throttle.

- Delivers increased response throughout the entire RPM range.
- Provides thrilling acceleration when twisting the throttle.
- Maintains flat torque curve from cruising RPM to redline.
- Can be installed without removing the engine from chassis.

49-State U.S. EPA Compliant on select '18-later Softail® Models. Refer to www.H-D.com/Shop for status.

Performance components include:

- Screamin' Eagle CNC PCNC-ported cylinder head with CNC-machined chamber and 1mm larger valves
- 128 or 131 Stage IV Timer cover
- SE8-517 High-Lift Cam
- Screamin' Eagle Forged 10.7:1 High-Compression Pistons and Rings
- Screamin' Eagle High Performance Cam Bearing
- Screamin' Eagle High Performance Tappets
- Screamin' Eagle 4.31" Steel Sleeve Cylinders
- Screamin' Eagle 64mm Throttle Body and Cast Manifold
- Screamin' Eagle High Flow Injectors (5.5 g/sec)

A. SCREAMIN' EAGLE® STAGE IV - 107CI TO 128CI KIT

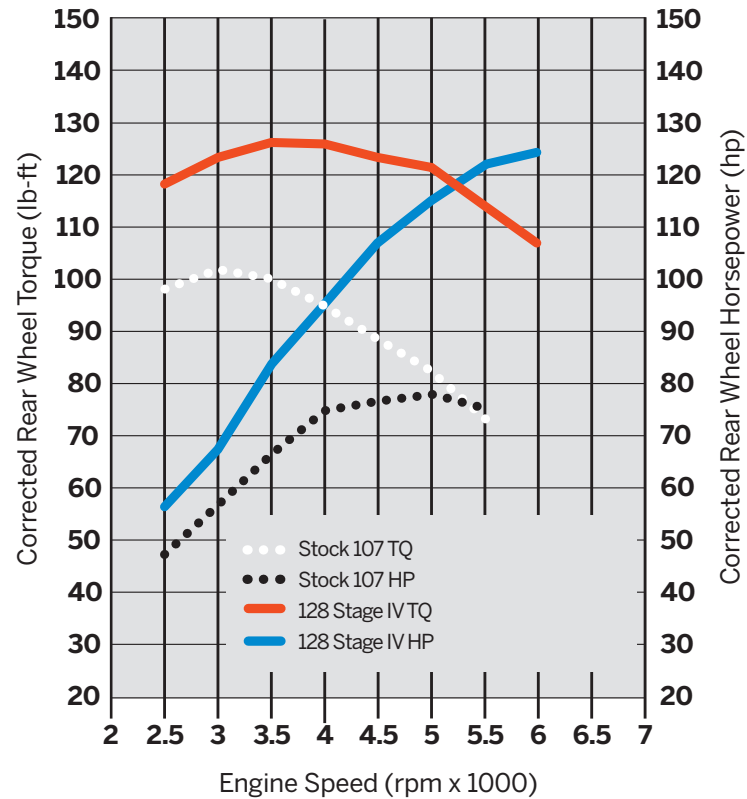
Fits '18-'24 Softail 107CI models. FXFB requires separate purchase of Screamin' Eagle® Softail High Flow Exhaust P/N's 64900828 or 64900829. Requires separate purchase of Cam Drive Retention Kit P/N 25566-06. Installation may require Cam Spacer Kit P/N 25928-06. '18-'19 models require separate purchase of High-Capacity Oil Pump P/N 62400247. All models require ECM calibration with Screamin' Eagle Pro Street Tuner for proper installation. Does not fit California models.

92500094 107CI to 128CI
Black Highlighted.



A. SCREAMIN' EAGLE® STAGE IV - 107CI TO 128CI KIT
BLACK HIGHLIGHTED

Milwaukee-Eight 128 Stage IV Softail vs
107 Softail Stock



Street legal and/or street compliant statements refer to products meeting EPA (49-State) and/or California (50-State) emissions and noise standards in the United States as specified.

The street legal and/or street compliant statements may not apply to markets outside of the United States.

STAGE IV

SCREAMIN' EAGLE® 305

Milwaukee-Eight® Stage IV Upgrade

B. SCREAMIN' EAGLE® STAGE IV - 114CI OR 117CI TO 131CI KIT

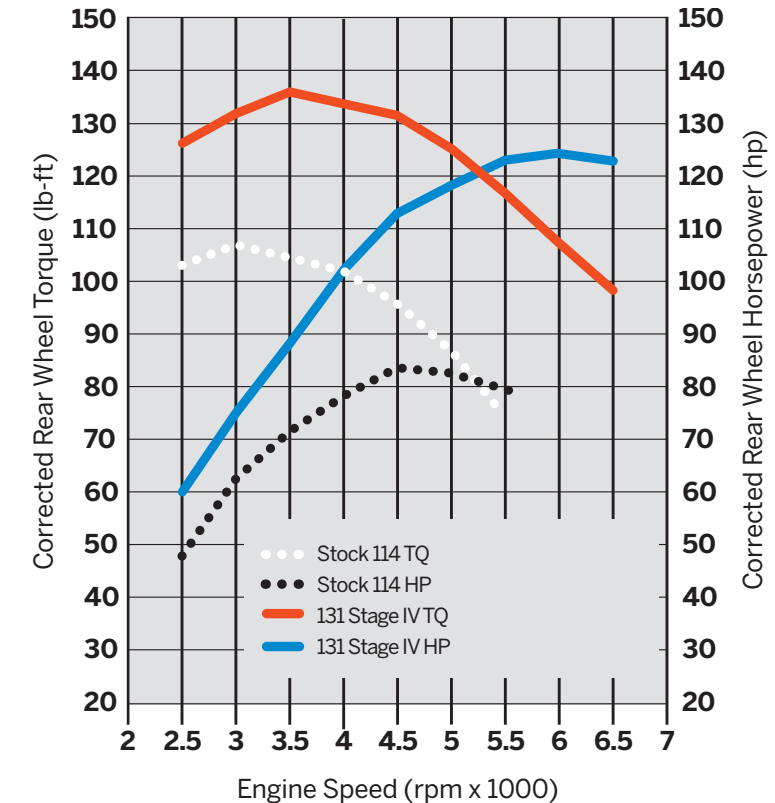
Fits '18-'24 Softail® 114CI or 117CI models. FXFB requires separate purchase of Screamin' Eagle® Softail High Flow Exhaust P/N's 64900828 or 64900829. Requires separate purchase of Cam Drive Retention Kit P/N 25566-06. Installation may require Cam Spacer Kit P/N 25928-06. '18-'19 models require separate purchase of High-Capacity Oil Pump P/N 62400247. FXDR114 models require the separate purchase of 65600300. All models require ECM calibration with Screamin' Eagle Pro Street Tuner for proper installation. Does not fit California models.

92500095 114CI to 131CI
Black Highlighted.



B. SCREAMIN' EAGLE® STAGE IV - 114CI TO 131CI KIT
BLACK HIGHLIGHTED

Milwaukee-Eight 131 Stage IV Softail vs
114 Softail Stock



Street legal and/or street compliant statements refer to products meeting EPA (49-State) and/or California (50-State) emissions and noise standards in the United States as specified.

The street legal and/or street compliant statements may not apply to markets outside of the United States.

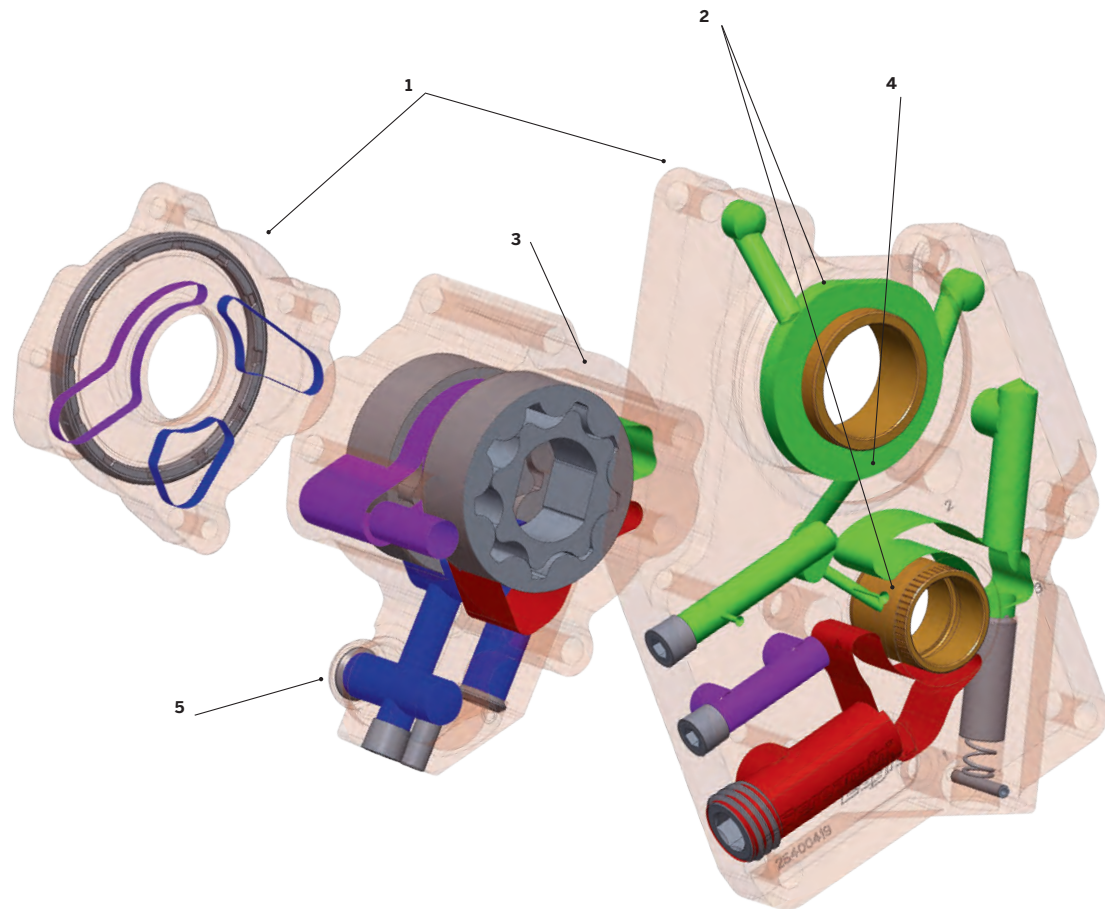
306 SCREAMIN' EAGLE®

High Volume Oil Pump & Cam Support

SCREAMIN' EAGLE® HIGH VOLUME OIL PUMP & CAM SUPPORT PLATE KIT

A high-performance Milwaukee-Eight® engine deserves high-performance oiling. This new kit includes a Super Sucker oil pump to improve the oil flow rate to critical engine components, and a CNC machined billet aluminum cam plate for precise alignment of a high-performance cam and chain. It's the ideal component combination for a tuned-up Milwaukee-Eight engine.

Install and ride hard with confidence.



1 6061 BILLET CAM PLATE

The cam support plate and oil pump are made from heat-treated 6061 billet aluminum with a surface-hardened orange anodized finish. CNC machining ensures precise dimensions and constant material thickness across the plate and pump, enabling perfect alignment of components.

2 660 HI-PRO BUSHINGS

Pressed-in 660 bronze cam and pinion shaft bushings provide enhanced wear resistance under increased loads from high-performance cams for miles of worry-free riding.

3 9% LARGER GEROTOR

The Super Sucker oil pump features a 9% larger gerotor for increased flow at idle and 33% more scavenge capacity compared to a 2020-Later Original Equipment oil pump, for increased performance, efficiency and engine durability.

4 HI-FLOW OIL PASSAGES

The hub-and-spoke oil passage design improves oil flow rate to critical engine components by minimizing restrictions from intersecting passages.

5 ENHANCED FILTERING

Two screens mounted in both pickups and a magnet in between the pickups provide extra oil filtering to remove potential contaminants before they can reach critical upper end components. This is key to promoting long life in high-performance engines.

SCREAMIN' EAGLE® 307

High Volume Oil Pump & Cam Support

A. SCREAMIN' EAGLE® PRO HIGH VOLUME OIL PUMP & CAM SUPPORT PLATE KIT

A high-performance Milwaukee-Eight® engine deserves high-performance oiling. This new kit(s) includes a Super Sucker oil pump to improve the oil flow rate to critical engine components, and a CNC machined billet aluminum cam plate for precise alignment of high-performance cam and chain. It's the ideal component combination for a tuned-up Milwaukee-Eight engine. Install and ride hard with confidence.

- Heat-treated 6061 billet aluminum cam support plate with an orange anodized finish is strong and rigid to provide superior strength, rigidity, and durability
- CNC-precision machining ensures precise dimensions and constant material thickness across the plate, enabling perfect alignment of cams and chains
- Pressed-in 660 bronze cam bushings provide enhanced wear resistance under increased loads from high-performance cams for miles of worry-free riding
- Oil pump features a 9% larger gerotor for increased flow at idle and 33% more scavenge capacity compared to a 2020-Later Original Equipment oil pump, for increased performance, efficiency and engine durability
- The hub-and-spoke oil passage design improves oil flow rate to critical engine components
- Upgraded filter protection promotes engine durability: Two screens mounted in both pickups and a magnet in between the pickups provide extra oil filtering to remove contaminants before they can reach critical upper end component

62400260

Fits '17-later models equipped with an Air/Oil-Cooled Milwaukee-Eight® engine.

62400264

Fits '17-later models equipped with Twin-Cooled™ Milwaukee-Eight® engines and '24-later FLHX, FLTRX, and FLTRXSTSE models. Does not fit models with VVT.



A. SCREAMIN' EAGLE® PRO HIGH VOLUME OIL PUMP & CAM SUPPORT PLATE KIT

B. SCREAMIN' EAGLE MILWAUKEE-EIGHT® – HEADBOLT KIT

Details matter when building a high-performance engine. Details like these Screamin' Eagle® Milwaukee-Eight Head Bolts – made from 8740 chromoly to be 23 percent stronger than stock bolts. The ideal upgrade for big-displacement and high-compression racing applications or Stage III or Stage IV builds. Lock down your top end, for the long run.

- Black oxide finish with Screamin' Eagle logo provides corrosion resistance and showcases performance.
- Premium 8740 chromoly steel bolts provide a 23% increase in ultimate strength and 23% increase in yield strength compared to Original Equipment head bolts for desirable clamp load on a higher-compression engine.
- Cost savings – these bolts may be reused if the top end is disassembled for upgrades or service
- Perfect upgrade during a Screamin' Eagle® Stage III or Stage IV installation.

10400069

Fits '17-later Milwaukee-Eight engines.



B. SCREAMIN' EAGLE® MILWAUKEE-EIGHT® – HEADBOLT KIT

Street legal and/or street compliant statements refer to products meeting EPA (49-State) and/or California (50-State) emissions and noise standards in the United States as specified.

The street legal and/or street compliant statements may not apply to markets outside of the United States.

308 SCREAMIN' EAGLE®

Milwaukee-Eight® Engine Trim

A. SCREAMIN' EAGLE® TIMER COVER INSERTS - STAGE KIT LOGO

Showcase your bike's performance enhancements with the Screamin' Eagle® Stage Inserts. The Stage Inserts are made to complement the Screamin' Eagle Timer Cover Base (sold separately).

Fits '18-'24 Softail® and '17-later Touring and Trike models equipped with Screamin' Eagle Timer Cover Base P/N 25600117.

1. 25600118 107 Stage I.
2. 25600119 107 Stage II.
3. 25600132 114 Stage I.
4. 25600120 114 Stage II.
5. 25600121 114 Stage III.
6. 25600122 114 Stage IV.
7. 25600123 117 Stage II.
8. 25600124 117 Stage III.
9. 25600125 117 Stage IV.
10. 25600153 119 Stage III.
11. 25600154 122 Stage III.
12. 25600127 128 Stage IV.
13. 25600129 131 Stage IV.
14. 25600162 135 Stage IV.

Shown with:

15. SCREAMIN' EAGLE® TIMER COVER BASE

Showcase your bike's performance enhancements with the Screamin' Eagle Timer Cover Base. Start with this black Timer Cover and then select a Screamin' Eagle Stage Upgrade Insert that matches your engine size and Stage upgrades. (Inserts sold separately.)

25600117
Fits '18-later Softail and '17-later Touring and Trike models. Requires separate purchase of Screamin' Eagle Stage Insert. Does not fit center cooled models.



A. SCREAMIN' EAGLE STAGE INSERTS & TIMER COVER BASE

B. SCREAMIN' EAGLE® TIMER COVER MEDALLIONS

Brag a little. Let the world know you're running Harley-Davidson® V-Twin performance. These Screamin' Eagle® Timer Cover Inserts show off what upgrade you've made and complement a Chrome or Black engine finish..

Fits '23-later Center Cooled models.

1. 14102070 117ci Stage I.
2. 14102071 117ci Stage II.
3. 14102072 121ci Stage I.
4. 14102073 121VVT Stage I.
5. 14102074 122Ci Stage III.
6. 14102078 131ci Stage IV.
7. 14102079 135ci Stage IV.



B. SCREAMIN' EAGLE® TIMER COVER MEDALLIONS

Street legal and/or street compliant statements refer to product meeting 50-State emissions and noise standards in the United States.

The street legal and/or street compliant statements may not apply to markets outside of the United States.



C. SCREAMIN' EAGLE® DERBY COVERS – GLOSS BLACK



D. SCREAMIN' EAGLE® DERBY COVERS – CHROME



E. SCREAMIN' EAGLE® 131 DERBY COVER – BLACK



E. SCREAMIN' EAGLE® 131 DERBY COVER – CHROME



F. SCREAMIN' EAGLE® 135 DERBY COVER – BLACK



F. SCREAMIN' EAGLE® 135 DERBY COVER – CHROME

SCREAMIN' EAGLE® 309

Milwaukee-Eight® Engine Trim

C. SCREAMIN' EAGLE® DERBY COVERS – GLOSS BLACK

Advertise the goods. This bold new Screamin' Eagle® derby cover tells the world you've taken a Harley-Davidson® Milwaukee-Eight® engine beyond stock. Beautifully finished in chrome or gloss black, designed to fit many Touring, Trike and Softail® models.

- High contrast paint fill pops against derby cover finish while red Bar & Shield provides a premium performance look
- Gloss Black finish matches other dark finishes

25701403

Fits '16-later Touring and Trike and '15-later FLHTCUL and FLHTKL models. Also fits '07-later Touring and Trike models equipped with Narrow-Profile Outer Primary Cover P/N 25700385 or 25700438.

25701407

Fits '18-later FLSB and '19-later Softail® models. Also fits '18 Softail models equipped with Narrow Profile Primary Cover P/Ns 25701077, 25700913, 25700937, 25700941, 25701039, 25701040 and 25701043.

D. SCREAMIN' EAGLE® DERBY COVERS – CHROME

Advertise the goods. This bold new Screamin' Eagle® derby cover tells the world you've taken a Harley-Davidson® Milwaukee-Eight engine beyond stock. Beautifully finished in chrome or gloss black, designed to fit many Touring, Trike and Softail models.

- Black paint fill pops against derby cover finish while Red Bar & Shield provides a premium performance look
- Chrome finish matches other bright finishes

25701404

Fits '16-later Touring and Trike and '15-later FLHTCUL and FLHTKL models. Also fits '07-later Touring and Trike models equipped with Narrow-Profile Outer Primary Cover P/N 25700385 or 25700438.

25701408

Fits '18-later FLSB and '19-later Softail models. Also fits '18 Softail models equipped with Narrow Profile Primary Cover P/Ns 25701077, 25700913, 25700937, 25700941, 25701039, 25701040 and 25701043

E. SCREAMIN' EAGLE® 131 DERBY COVER

Brag a little. Let the world know you're running 131 cubic inches of Harley-Davidson® V-Twin performance. Durable black finish matches black engine or contrasts with chrome engine finishes.

Fits '16-later Touring and Trike and '15-later FLHTCUL and FLHTKL models. Also fits '07-later Touring and Trike models equipped with Narrow-Profile Outer Primary Cover P/N 25700385 or 25700438.

25701573 Black.

25701574 Chrome.

F. SCREAMIN' EAGLE® 135 DERBY COVER

Brag a little. Let the world know you're running 135 cubic inches of Harley-Davidson® V-Twin performance.

Fits '16-later Touring and Trike and '15-later FLHTCUL and FLHTKL models. Also fits '07-later Touring and Trike models equipped with Narrow-Profile Outer Primary Cover P/N 25700385 or 25700438.

25701480 Black.

25701517 Chrome.

Street legal and/or street compliant statements refer to products meeting EPA (49-State) and/or California (50-State) emissions and noise standards in the United States as specified.

The street legal and/or street compliant statements may not apply to markets outside of the United States.

TWIN CAM POWERTRAIN

Screamin' Eagle® Stage upgrades offer complete street-compliant performance configurations engineered to generate specific torque and horsepower gains. Eliminating all the guesswork and trial-and-error testing normally associated with engine modifications, Stage upgrades include everything you need to enhance your bike's performance.

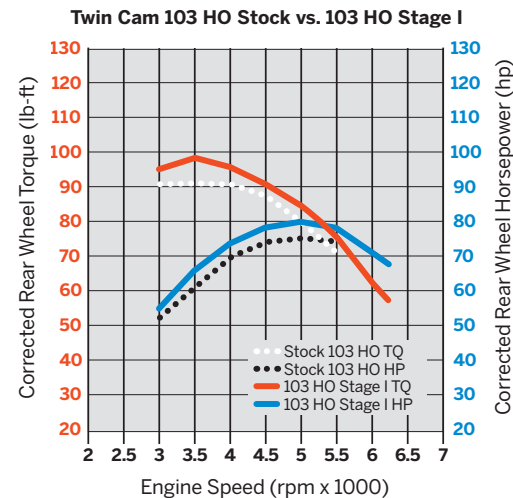


STAGE I

INTAKE + EXHAUST + TUNING

The easiest and most cost-effective step to improve your motorcycle's performance is to increase the airflow into and out of the engine. A high-flow air cleaner and system-matched slip-on mufflers provide horsepower and torque improvements you can feel throughout the RPM range, and serve as the core components for all performance upgrades. ECM calibration is required to tune the fuel flow and timing required to accommodate the improved airflow.

Stage I upgrade can be installed without engine disassembly. No special tools are required. Requires ECM tuning.



STAGE II

STAGE I + CAM UPGRADE

Adding performance cams to a Stage I equipped bike is the next step to improved performance. Cam choices allow you to tailor the engine's performance to your specific needs. A torque cam offers on-demand throttle response from low to mid RPM at cruising speed. A power cam targets high-RPM, wide-open throttle response that keeps pulling right up to redline. ECM calibration tuning is required to accommodate the increased valve timing, and performance valve springs may be required for high-lift cams.

Stage II upgrade requires minor engine disassembly to replace the cam. Adjustable pushrods allow cam installation without removing the rocker box. Special tools and ECM tuning are required.



STAGE III

STAGE I + CAMS, BIG BORE CYLINDERS & PISTONS

The next step on the performance journey is to build a bigger engine. An increase in engine displacement allows the engine to swallow more air and fuel, a higher-compression piston squeezes the air/fuel into a more volatile mixture, and when combined, generates more power when ignited. A displacement and compression increase provides torque increases throughout the entire RPM range with a 15-25% improvement in the mid-range power. ECM calibration tuning is required to adjust fuel flow and timing to accommodate the increased displacement.

Stage III bolt-on upgrade requires removal of the engine's top end and opening the cam chest. Engine remains in the chassis and no machining is required. Special tools and ECM tuning are required.



STAGE IV

STAGE I + CAMS, BIG BORE CYLINDERS, PISTONS, CYLINDER HEADS & THROTTLE BODY

To maximize the impact of the increased displacement gained with Stage III updates, the addition of free-flowing ported cylinder heads and a big bore throttle body top off the performance build. Designed to satisfy the high-RPM, throttle-twisting rider, the Stage IV update delivers 20-30% increase in power that keeps pulling right up to the redline, without sacrificing mid-range torque. ECM calibration tuning is required to add more fuel, and a higher-lift cam may be required to deliver maximum power.

Stage IV bolt-on upgrade requires removal of the engine's top end and opening the cam chest. Engine remains in the chassis and no machining is required. Special tools and ECM tuning are required.



Street legal and/or street compliant statements refer to product meeting 50-State emissions and noise standards in the United States.

The street legal and/or street compliant statements may not apply to markets outside of the United States.

312 SCREAMIN' EAGLE®

Twin Cam Stage I Upgrade

A. SCREAMIN' EAGLE® HEAVY BREATHER FILTER COVER – TEARDROP

Dress up the Heavy Breather Air Cleaner with this radical cover. Manufactured from forged aluminum and precision CNC-machined and polished, these easy-to-install two-piece covers add a rich custom look. Cover is available in mirror-chrome or cut back gloss black finish to match your customizing direction. Kit includes water-repellent rain sock.

Fits models equipped with Screamin' Eagle® Heavy Breather Air Cleaner Kits on Twin Cam and XL model. (except Compact Heavy Breather P/N 28716-10A, Heavy Breather Elite P/N 29400172 and Milwaukee-Eight® Heavy Breather P/N 29400263 or 29400264).

28739-10A Cut Back Gloss Black – End Logo.

28740-10A Chrome – End Logo.



A. SCREAMIN' EAGLE HEAVY BREATHER FILTER COVER – TEARDROP, CHROME



A. SCREAMIN' EAGLE HEAVY BREATHER FILTER COVER – TEARDROP, CUT BACK GLOSS BLACK

B. SCREAMIN' EAGLE HEAVY BREATHER DECORATIVE ENDCAP – WILLIE G SKULL

Add a sinister touch to your Heavy Breather Air Cleaner. Chrome-plated self-adhesive cover features a forward-facing Willie G Skull medallion.

28720-10

Fits models equipped with Screamin' Eagle Heavy Breather Air Cleaner Kits (except Compact Heavy Breather P/N 28716-10A, Heavy Breather Elite P/N 29400172 and Milwaukee-Eight Heavy Breather P/N 29400263 or 29400264).

C. SCREAMIN' EAGLE HEAVY BREATHER DECORATIVE MEDALLION

Add the finishing touch to your Heavy Breather Air Cleaner by installing this medallion. Featuring a bright chrome-plated die-cast base and contrasting black inlay with diamond-cut Screamin' Eagle script. Easy to install.

29017-09

Fits models equipped with Screamin' Eagle Heavy Breather Air Cleaner Kits (except Compact Heavy Breather P/N 28716-10A, Heavy Breather Elite P/N 29400172 and Milwaukee-Eight Heavy Breather P/N 29400263 or 29400264).



B. SCREAMIN' EAGLE HEAVY BREATHER DECORATIVE ENDCAP – WILLIE G SKULL



C. SCREAMIN' EAGLE HEAVY BREATHER DECORATIVE MEDALLION

D. THROTTLE BODY COVER

This cover dresses the area between the Twin Cam cylinders for a custom look. The formed cover hugs the contour and conceals the electronic control module throttle body for a clean appearance. Available in your choice of mirror chrome or gloss black finish. Easy-to-install kit includes gaskets.

Fits '14-'15 FLSTNSE, '11-'12 FLSTSE, '13-'14 FXSBSE, and '16-'17 FXDLS and Softail®, '08-'16 Touring and Trike models equipped with Screamin' Eagle Heavy Breather or Burst Air Cleaner Kit.

61300109 Chrome.

61300110 Gloss Black.



D. THROTTLE BODY COVERS



E. SCREAMIN' EAGLE VENTILATOR ELITE AIR CLEANER KIT – CHROME



E. SCREAMIN' EAGLE VENTILATOR ELITE AIR CLEANER KIT – GLOSS BLACK



E. SCREAMIN' EAGLE VENTILATOR ELITE AIR CLEANER KIT



F. SCREAMIN' EAGLE VENTILATOR PERFORMANCE AIR CLEANER KIT – CHROME



F. SCREAMIN' EAGLE VENTILATOR PERFORMANCE AIR CLEANER KIT – GLOSS BLACK

SCREAMIN' EAGLE® 313

Twin Cam Stage I Upgrade

E. SCREAMIN' EAGLE® VENTILATOR ELITE AIR CLEANER KIT

This low-profile oval air cleaner features a 360° exposed filter element and a cast back plate designed to provide maximum airflow to the throttle body. This easy-to-install air cleaner produces significant performance gains, while the sleek center bar design cover with carbon fiber inserts add a luxurious touch. This complete kit includes low-profile air cleaner cover, high-flow filter element, back plate, diamond-cut Screamin' Eagle® medallion, protective rain sock and all required installation hardware. Street compliant when used with stock mufflers. 50-State U.S. EPA compliant.

Fits '16-'17 FXDLS and Softail® and '09-'16 Touring and Trike models. Also fits '11-'17 CVO™ Softail models. All EFI models require ECM calibration for proper installation. '17 models require recalibration with Screamin' Eagle Pro Street Tuner (sold separately).

29400217 Chrome.

29400218 Gloss Black.

Fits '16-'17 FXDLS and Softail, '14-'17 CVO Softail and '14-'16 Touring and Trike models equipped with Screamin' Eagle 58mm Throttle Body. All models require ECM calibration for proper installation. '17 models require recalibration with Screamin' Eagle Pro Street Tuner (sold separately).

29400219 Chrome.

29400230 Gloss Black.

Also available:

SCREAMIN' EAGLE VENTILATOR ELITE AIR CLEANER COVER

Add a luxurious finishing touch to your Ventilator Air Cleaner. Designed as a direct replacement for the Screamin' Eagle and CVO Ventilator Air Cleaners, this easy-to-install cover features a sleek center bar design surrounded with carbon fiber inserts. Kit includes low-profile cover, diamond-cut Screamin' Eagle medallion and chrome mounting hardware.

Fits '10-'17 Dyna®, '09-'16 Softail, '09-'16 Touring and Trike models equipped with Ventilator Air Cleaner Kits. Also fits Dyna High Output 103 and CVO models with Original Equipment Ventilator Air Cleaner.

61300516 Chrome.

61300517 Gloss Black.

F. SCREAMIN' EAGLE VENTILATOR PERFORMANCE AIR CLEANER KIT

Stylish low-profile exposed element air cleaner kit provides increased airflow to boost the power of your fuel-injected engine. The track-inspired exposed element adds a purposeful look to the bike and the included waterproof rain sock protects the filter during inclement weather. This easy-to-install kit includes low-profile air cleaner cover, high-flow filter element, back plate, Screamin' Eagle badge, protective rain sock and all required installation hardware. 50-State U.S. EPA compliant.

Fits '10-'17 Dyna (except '16-'17 FXDLS), and '10-'15 Softail models (except '14-'15 FLSTNSE, '11-'12 FLSTSE and '13-'14 FXSBSE). All models require ECM calibration for proper installation. '17 models require recalibration with Screamin' Eagle Pro Street Tuner (sold separately).

28721-10 Chrome.

28722-10 Gloss Black.

Street legal and/or street compliant statements refer to product meeting 50-State emissions and noise standards in the United States.

The street legal and/or street compliant statements may not apply to markets outside of the United States.

Street legal and/or street compliant statements refer to product meeting 50-State emissions and noise standards in the United States.

The street legal and/or street compliant statements may not apply to markets outside of the United States.

314 SCREAMIN' EAGLE®

Twin Cam Stage I Upgrade

A. SCREAMIN' EAGLE® HIGH-FLOW AIR CLEANER – TWIN CAM

The High-Flow Air Cleaner Kit provides increased airflow to boost the power of your fuel-injected model. Kit features a one-piece cast back plate with integral breather and mounting brackets for simplified installation and a synthetic washable air cleaner element that does not require oiling. Available with a brilliant chrome or black back plate, this round air cleaner element can be dressed with most Original Equipment or accessory air cleaner covers. Or choose to flaunt your performance gains with the open element look, and finish it off with a Rain Sock Kit P/N 28728-10 and custom Air Cleaner Trim from one of the Harley-Davidson® decorative collections. This kit includes air cleaner, back plate, breather and all required hardware. 50-State U.S. EPA compliant.

Fits '16-'17 Softail® and '14-'16 Touring and Trike models (except CVO™ Touring) with Original Equipment 50mm Throttle Body. All models require ECM calibration for proper installation. '17 models require recalibration with Screamin' Eagle® Pro Street Tuner (sold separately).

- 29400234** Chrome.
- 29400233** Texture Black.

Fits '08-'15 Softail models (except CVO Softail). Also fits '08-'17 Dyna® models (except '16-'17 FXDLS) equipped with accessory Air Cleaner Cover. Also fits '04-'07 EFI Dyna, '01-'07 EFI Softail, and '02-'07 EFI Touring. FXS, FLS, FLSTSB and '13-'17 FXDB models require separate purchase of Gasket P/N 29591-99 and Screw P/N 29703-00. All models require ECM calibration for proper installation. '17 models require recalibration with Screamin' Eagle Pro Street Tuner (sold separately).

- 29400240** Chrome.
- 29400239** Texture Black.

Fits '08-'13 Touring and Trike models (except CVO Touring) with Original Equipment 50mm throttle body. All models require ECM calibration for proper installation.

- 29400238** Chrome.
- 29400237** Texture Black.

Fits '16-'17 FXDLS and Softail, '14-'17 CVO Softail, and '14-'16 Touring and Trike models equipped with Screamin' Eagle 58mm EFI Throttle Body. Requires separate purchase of an Accessory Air Cleaner Cover. All models require ECM calibration for proper installation. '17 models require recalibration with Screamin' Eagle Pro Street Tuner (sold separately).

- 29400222** Raw Aluminium.



A. HIGH-FLOW AIR CLEANER KIT – CHROME (29400234 SHOWN)



A. HIGH-FLOW AIR CLEANER KIT – BLACK (29400233 SHOWN)



B. EXTREME BILLET AIR CLEANER KIT – CHISEL, CHROME



A. HIGH-FLOW AIR CLEANER KIT – BLACK (29400239 SHOWN)



A. HIGH-FLOW AIR CLEANER KIT – CHROME (29400240 SHOWN)



B. EXTREME BILLET AIR CLEANER KIT – CHISEL, CUT BACK GLOSS BLACK



A. HIGH-FLOW AIR CLEANER KIT – BLACK (29400235 SHOWN)



B. EXTREME BILLET AIR CLEANER KIT



B. EXTREME BILLET AIR CLEANER KIT (SHOWN WITH RAIN SOCK)

SCREAMIN' EAGLE® 315

Twin Cam Stage I Upgrade

B. SCREAMIN' EAGLE® EXTREME BILLET AIR CLEANER KIT

The forged billet aluminum cover tops off a cast back plate with integral breather for a smooth transition to the throttle body. The race-inspired air cleaner is engineered to flow high volumes of air and the washable pleated element provides the ideal combination of efficiency and engine protection. Available in your choice of style and finish, this easy-to-install kit includes all mounting hardware and rain sock. 50-State U.S. EPA compliant.

Fits '16-'17 FXDLS and Softail® and '08-'16 Touring and Trike models with Original Equipment 50mm Throttle Body. All models require ECM calibration for proper installation. '17 models require recalibration with Screamin' Eagle® Pro Street Tuner (sold separately).

- 29400104** Chisel – Chrome.
- 29400103** Chisel – Cut Back Gloss Black.

NOTE: The washable and rechargeable filter uses a special coating to help filter fine particles from the incoming air. With time, the oil in the filter will dissipate and the element will begin to turn gray. The original red color can be restored with an application of K&N® Air Filter Oil.

Street legal and/or street compliant statements refer to product meeting 50-State emissions and noise standards in the United States.

The street legal and/or street compliant statements may not apply to markets outside of the United States.

Street legal and/or street compliant statements refer to product meeting 50-State emissions and noise standards in the United States.

The street legal and/or street compliant statements may not apply to markets outside of the United States.

316 SCREAMIN' EAGLE®

Twin Cam Stage I Upgrade

A. SCREAMIN' EAGLE® AIR CLEANER TRIM

Dress your air cleaner in the traditional H-D orange and black. Easy-to-install trim features Screamin' Eagle script set against a gloss black background.

61300299

Fits '16-'17 Softail® (except FLSTFBS and FXSE) and '14-'16 Touring and Trike models with Original Equipment air cleaner cover. Does not fit CVO™ models.

29503-07

Fits '07 Dyna®, '07-'15 Softail (except FLSTSB and FXS), '07-'13 Touring and Trike models models with Original Equipment air cleaner cover.

B. SCREAMIN' EAGLE AIR CLEANER RAIN SOCK

Add the open-element look to your Screamin' Eagle High-Flow style Air Cleaner. This easy-to-install kit allows you to replace the traditional Original Equipment air cleaner cover with custom inserts from one of the H-D® Decorative Collections. Kit includes a breathable mesh cover with classic Bar & Shield logo that stretches over the filter to maximize airflow while protecting the exposed element from the rain. Fits traditional cone-shaped air cleaner elements featured in many Screamin' Eagle Twin Cam Stage Kits.

28728-10

Fits Screamin' Eagle Round High-Flow Air Cleaner Kits.

C. SCREAMIN' EAGLE AIR CLEANER

BACK PLATE KITS

Finished in brilliant chrome or wrinkle black, these replacement back plates complement the finish of your engine. Cast back plate design features integral breather and mounting brackets for simplified installation.

Fits models equipped with Screamin' Eagle High-Flow Air Cleaner Kits. Installation may require separate purchase of (2) O-Ring P/N 11292, (2) Breather Tube P/N 29557-05 and (2) Breather Screw P/N 29465-99. See your Dealer for details.

Fits '99-'07 Dyna, '99-'15 Softail (except '11-later CVO) and '02-'07 Touring models.

29510-05 Chrome.

29586-06 Wrinkle Black.

Fits '08-'15 Dyna®, '08-'13 Touring and Trike models with Original Equipment Teardrop Air Cleaner Cover.

29319-08 Wrinkle Black.

Fits '08-'17 Dyna models (except '16-'17 FXDLS) with Original Equipment Teardrop Air Cleaner Cover.

29119-08 Wrinkle Black.



A. SCREAMIN' EAGLE AIR CLEANER TRIM (61300299 SHOWN)



A. SCREAMIN' EAGLE AIR CLEANER TRIM (29503-07 SHOWN)



B. SCREAMIN' EAGLE AIR CLEANER RAIN SOCK (SHOWN WITH #1 SKULL AIR CLEANER TRIM)




Multi-Fit


'08-'13 Touring

'08-'15 Dyna

C. SCREAMIN' EAGLE AIR CLEANER BACK PLATE KITS



D. SCREAMIN' EAGLE HEAVY BREATHER PERFORMANCE AIR CLEANER KIT – CHROME



D. SCREAMIN' EAGLE HEAVY BREATHER PERFORMANCE AIR CLEANER KIT – GLOSS BLACK



D. SCREAMIN' EAGLE HEAVY BREATHER PERFORMANCE AIR CLEANER KIT – CHROME



D. SCREAMIN' EAGLE HEAVY BREATHER PERFORMANCE AIR CLEANER KIT – GLOSS BLACK

SCREAMIN' EAGLE® 317

Twin Cam Stage I Upgrade

D. SCREAMIN' EAGLE® HEAVY BREATHER PERFORMANCE AIR CLEANER KIT

This high-flow forward-facing exposed element Air Cleaner Kit is sure to turn heads at the starting line. Featuring a polished elbow and exposed filter, this unique air cleaner system offers improved performance and airflow when compared to the stock or Screamin' Eagle® High-Flow Air Cleaner. The washable and rechargeable filter features a bright chrome end cap with a laser-engraved Screamin' Eagle logo. Intake tube and back plate are made from die-cast lightweight aluminum and are polished and chrome-plated or painted black for a brilliant finish. The back plate features integral breathers and sealed breather bolt plug. Kit includes a water-repellent rain sock and all mounting hardware. 50-State U.S. EPA compliant.

Fits '08-'17 Dyna® (except '16-'17 FXDLS) and '08-'15 Softail models (except '14-'15 FLSTNSE, '11-'12 FLSTSE and '13-'14 FXSBSE). All models require ECM calibration for proper installation. '17 models require recalibration with Screamin' Eagle Pro Street Tuner (sold separately).

29299-08A Chrome.

29098-09A Gloss Black.

NOTE: The washable and rechargeable filter uses a special coating to help filter fine particles from the incoming air. With time, the oil in the filter will dissipate and the element will begin to turn gray. The original red color can be restored with an application of K&N® Air Filter Oil.

Street legal and/or street compliant statements refer to product meeting 50-State emissions and noise standards in the United States.

The street legal and/or street compliant statements may not apply to markets outside of the United States.

Street legal and/or street compliant statements refer to product meeting 50-State emissions and noise standards in the United States.

The street legal and/or street compliant statements may not apply to markets outside of the United States.

318 SCREAMIN' EAGLE®

Twin Cam Stage I Upgrade

A. MUFFLER END CAPS – 3.25"

These easy-to-install caps allow you to finish your 3.25" Screamin' Eagle mufflers your way. Sold in pairs. Installation hardware included.

Fits '14-'22 XL and '07-'17 Softail® models equipped with Screamin' Eagle 3.25" Street Cannon Mufflers.

65100044 Chrome – Slash Up/Down/Out.

65100063 Jet Black – Slash Up/Down/Out.

B. SCREAMIN' EAGLE® SLASH CUT MUFFLER SHIELDS – SATIN BLACK

Shaped to mirror the slash down profile of available muffler end caps, this set of rich satin black Muffler Shields is the perfect complement to your blacked-out exhaust system. The rear shield features a subtle laser-etched Screamin' Eagle script. Easy-to-install kit includes front and rear shields and black mounting hardware.

65400405 Satin Black.

Fits '07-'22 XL, '07-'17 Dyna® (except '08-'17 FLD, FXDF, FXDL, FXDLS and '10-'17 FXDWG) and '07-'17 Softail® models equipped with Screamin' Eagle Street Performance mufflers.

C. SCREAMIN' EAGLE SLASH CUT MUFFLER SHIELDS – CHROME

Styled to complement the ballistic inlet shape of the Screamin' Eagle Street Performance Slip-On Mufflers. The slash-cut rear shield features a laser-etched Screamin' Eagle signature script. Easy-to-install kit includes front and rear shields and mounting hardware.

65400464 Chrome.

Fits '07-'22 XL, '07-'17 Dyna (except '08-'17 FLD, FXDF, FXDL, FXDLS and '10-'17 FXDWG) and '07-'17 Softail models equipped with Screamin' Eagle Street Performance Mufflers.

D. JET BLACK EXHAUST SHIELD KIT – TOURING

Available for 2-into-1 and 2-into-2 exhaust systems, these formed steel exhaust shields feature a unique jet black ceramic coating that complements the jet black Screamin' Eagle Street Cannon Slip-On Mufflers. The jet black coating maintains its uniform black finish and has survived stringent Harley-Davidson testing for durability and corrosion resistance. Manufactured to Original Equipment standards for exacting fit, the easy-to-install kit includes front and rear head pipe shields.

64981-09

Fits '09-'16 Touring and Trike models (except '10 FLHX and FLTRX).



A. MUFFLER END CAPS – 3.25"



B. SCREAMIN' EAGLE SLASH CUT MUFFLER SHIELDS – SATIN BLACK



C. SCREAMIN' EAGLE SLASH CUT MUFFLER SHIELDS – CHROME



D. JET BLACK EXHAUST SHIELD KIT – TOURING

Street legal and/or street compliant statements refer to product meeting 50-State emissions and noise standards in the United States.

The street legal and/or street compliant statements may not apply to markets outside of the United States.



E. MUFFLER END CAPS – 4"



E. MUFFLER END CAPS – 4"



E. MUFFLER END CAPS – 4"



F. SHORT SLASH UP/DOWN/OUT – 4" MUFFLER END CAPS

SCREAMIN' EAGLE® 319

Twin Cam Stage I Upgrade

E. MUFFLER END CAPS – 4"

These End Cap Kits allow you to personalize your Screamin' Eagle Street Performance Touring Mufflers. Available in your choice of styles, these easy-to-install caps are dressed with the same finish as the mufflers and exhaust shields for a consistent look front to back. Sold in pairs, the kit includes all required mounting hardware.

Fits '09-'16 Touring and '09-later Trike models equipped with Screamin' Eagle Street Cannon 4" End Cap Mufflers. Does not fit 4" CVO Touring mufflers.

65100019 Slash Up/Down/Out.

65100017 Fishtail.

80611-09 Blunt Revolver.

F. SHORT SLASH UP/DOWN/OUT 4" MUFFLER END CAPS

These End Cap Kits allow you to personalize your Screamin' Eagle Street Performance Touring Mufflers. The Short Slash Up/Down/Out End Caps are 2" shorter than our traditional Slash Cut End Caps, and keep the mufflers tucked in close to the saddlebag or Trike model rear valance for a clean custom look. Sold in pairs, the kit includes all required mounting hardware.

65100062

Fits '09-'16 Touring and '09-later Trike models equipped with Screamin' Eagle Street Cannon 4" End Cap Mufflers. Does not fit 4" CVO™ Touring mufflers.

NOTE: There is no warranty on exhaust pipes and mufflers with regard to any discoloration. Blueing is caused by tuning characteristics, cam timing, carburetor jetting, over-heating, etc. and is not caused by defective manufacturing.

Street legal and/or street compliant statements refer to product meeting 50-State emissions and noise standards in the United States.

The street legal and/or street compliant statements may not apply to markets outside of the United States.

320 SCREAMIN' EAGLE®

TWIN CAM STAGE II UPGRADE

Camshafts are a fundamental ingredient in the performance recipe, because they control the timing and duration of all major engine events. They are the primary means by which you can tune your engine's horsepower and torque output. Every cam has unique lift and overlap performance characteristics, which means you need to select cams based on exactly the kind of power you're looking for.



A. SCREAMIN' EAGLE® TWIN CAM PERFORMANCE CAMS

Kits include front and rear cams. Splined rear cam is included for exceptional load handling capability. Gaskets and bearings not included. Cam Installation Kit P/N 17045-99C (sold separately) includes all required gaskets, bearings and seals for proper installation. Dealer installation is recommended and special tools are required for proper installation.

SE-255 CAM KIT

The ultimate in torque cams, this cam offers substantial increase in low end torque for engines up to 110 cubic inches with compression ratios up to 10 to 1. The low end torque increases are great for heavy bikes or for the person who routinely shifts below 4500 RPM and wants the power available to pass without downshifting. The cam still makes peak power above 5000 RPM so people with lighter bikes will enjoy the torque increases without feeling like the bike runs out of air at higher engine speeds. 50-State U.S. EPA compliant.

25638-07

For use on '09-'13 Dyna®, Softail®, and '09-'13 Touring and Trike models with 103CI and 110CI engines. All models require ECM calibration for proper installation. Labor cost not included. See Dealer for details.

SE-259E CAM KIT

Developed specifically for big displacement Twin Cam engines, this cam has a modern lobe design that allows for higher valve lifts for a given duration. A high-lift version of the SE-211 camshaft, this cam works great with 103-cubic-inch and larger engines with free-flowing intake and exhaust. It can be used with stock heads (updated with race springs) and high-compression pistons for even more torque than a SE-211 cam or can be coupled with any of the performance heads to realize the full power potential. 50-State U.S. EPA compliant.

25482-10

For use on '11-'15 103CI and 110CI Touring and Trike models. Installation requires separate purchase of Performance Valve Spring Kit P/N 18013-03A. All models require ECM calibration for proper installation. Labor cost not included. See Dealer for details.

SE-585 CAM KIT

This cam is a great match for riders of heavy Touring bikes looking for big torque at the low end. Just a quick downshift to fourth gear results in an effortless pass of that slow-moving tractor-trailer ahead of you. This cam provides an early hit of torque at the low end of the RPM spectrum. A unique combination of lift, cam lobe duration and an enhanced cam profile ramp provides a performance boost you can feel. The cam's QRD (Quiet Ramp Design) delivers high torque throughout the RPM range while reducing valve train noise. 50-State U.S. EPA compliant.

25400117

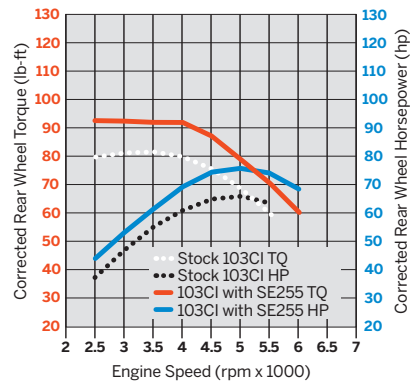
For use on '14-'16 Touring models with the use of a 58mm Throttle Body. Also fits '14-'16 CVO™ Touring models with or without the use of a 58mm Throttle Body. Does not fit Trike models. Installation requires separate purchase of Performance Valve Spring Kit P/N 18013-03A. All models require ECM calibration for proper installation. Labor cost not included. See Dealer for details.

NOTE: Separate purchase of Cam Drive Retention Kit P/N 25566-06 and Cam Spacer Kit P/N 25928-06 may be required. These kits contain five different spacers to achieve proper sprocket alignment. Individual spacers can be purchased separately.

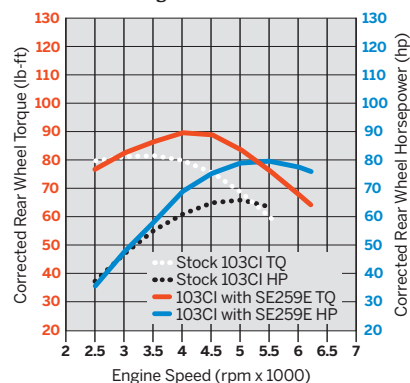
Street legal and/or street compliant statements refer to product meeting 50-State emissions and noise standards in the United States.

The street legal and/or street compliant statements may not apply to markets outside of the United States.

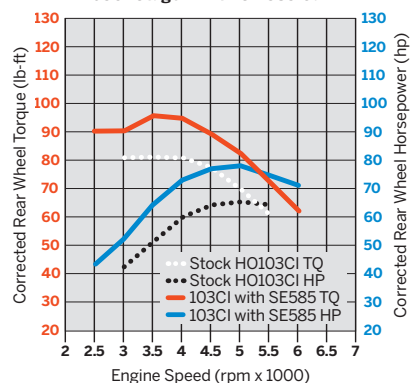
Twin Cam 103CI Stock vs. 103CI Stage II with SE-255 Cam



Twin Cam 103CI Stock vs. 103CI Stage II with SE-259E Cam



Twin Cam HO103CI Stock vs. 103CI Stage II with SE-585 Cam



B. SCREAMIN' EAGLE PREMIUM TAPERED QUICK-INSTALL ADJUSTABLE PUSHRODS – CHROME COVERS



C. SCREAMIN' EAGLE HIGH-CAPACITY TAPPETS



E. PUSHROD COVER KIT – GLOSS BLACK



B. SCREAMIN' EAGLE PREMIUM TAPERED QUICK-INSTALL ADJUSTABLE PUSHRODS – GLOSS BLACK COVERS



D. SCREAMIN' EAGLE PERFORMANCE VALVE SPRING KIT



F. PUSHROD TUBE COLLARS – GLOSS BLACK

SCREAMIN' EAGLE® 321

Twin Cam Stage II Upgrade

B. SCREAMIN' EAGLE® PREMIUM TAPERED QUICK-INSTALL ADJUSTABLE PUSHRODS

These premium pushrods are tapered for enhanced clearance at the cylinder head, allowing the use of higher lift cams. The one-piece chrome moly tube adds rigidity and durability and the threaded adjustment feature provides easy cam installation without removing the cylinder heads or rocker boxes. To simplify adjustment, the tube features six flats, with one flat marked with a large dot for tracking the adjustment. The threaded rod features 4 flats to reduce wrench swing. Each pushrod features the Screamin' Eagle logo and is marked for "Intake" or "Exhaust." Kit includes 4 pushrods and required pushrod tubes.

Fits '99-'17 Twin Cam-equipped models.

17900032 With Gloss Black Covers.

18404-08 With Chrome Covers.

C. SCREAMIN' EAGLE HIGH-CAPACITY TAPPETS

Screamin' Eagle® Tappets feature large high-capacity needles in the roller bearing assembly to improve reliability when operating with high-lift cams, high-pressure valve springs and in high-RPM applications. The 25% larger needle bearings increase the dynamic load rating by approximately 20% when compared to the Original Equipment Twin Cam tappets. The unique design delivers superior tappet life in performance applications. Set of 4.

18572-13

Fits '17-later Milwaukee-Eight® Engine equipped models, '00-'22 XL and XR models and '99-'17 Twin Cam-equipped models.

D. SCREAMIN' EAGLE PERFORMANCE VALVE SPRING KIT*

This performance beehive-shaped Valve Spring Kit will permit the Sportster® engine to rev to 7000 RPM. The unique ovate wire yields increased performance from a compact spring design. The installed spring pressure is increased to 208 lbs and allows a maximum lift of .590". Complete kit includes springs, upper collars and keepers and lower collars with integral valve seals.

18013-03A

Fits '04-'22 XL, XR and '05-'17 Twin Cam-equipped models. Does not fit FXDLS, FLSS, FLSTFBS or Screamin' Eagle Performance Heads with .3125" diameter valves.

E. PUSHROD COVER KIT – GLOSS BLACK

Complete the Dark Custom look. These covers replace existing chrome covers to give your bike a blacked-out appearance down to the smallest detail. Pushrod covers are finished in gloss black and the kit includes four bottom cover tubes and the four upper clips. Installation retains the Original Equipment chrome short center tube to create a high-contrast accent. Cover Kit can be installed on engines already equipped with Adjustable Pushrods or can be installed by removing rocker box covers, rocker arms and non-adjustable pushrods. Consult your dealer or service manual for installation.

17900033 Covers Only.

Fits '99-'17 Twin Cam-equipped models. Requires prior installation of Adjustable Pushrods or removal of rocker box covers, rocker arms and fixed-length pushrods.

F. PUSHROD TUBE COLLARS – GLOSS BLACK

Manufactured from Original Equipment components for perfect fit and function, these Pushrod Collars complete your Twin Cam engine's conversion to the total blacked-out look. Covers replace the chrome-finished factory covers, and fit with stock or Screamin' Eagle Quick-Install Pushrods.

17900076

Fits '84-'00 Evolution® 1340 and '99-'17 Twin Cam-equipped models. Installation requires use of Adjustable Pushrods or removal of rocker box covers, rocker arms and fixed-length pushrods.

***CAUTION:** Proper valve spring to rocker cover clearance must always be verified during installation of Screamin' Eagle Valve Spring Kits. Failure to have adequate clearance may result in engine damage.

Street legal and/or street compliant statements refer to product meeting 50-State emissions and noise standards in the United States.

The street legal and/or street compliant statements may not apply to markets outside of the United States.

SCREAMIN' EAGLE

322 SCREAMIN' EAGLE®

Twin Cam Stage II Upgrade

A. SCREAMIN' EAGLE® BILLET CAM SUPPORT PLATE WITH HIGH-VOLUME OIL PUMP

A great upgrade for any performance motor. The Billet Cam Support Plate is manufactured from billet aluminum with pressed-in bronze bushings and is pre-assembled with the crankshaft bushing and oil pressure relief valve. Aluminum is specified at 6061 billet plate, heat-treated to T6 specifications with a surface-hardened anodized finish to provide superior strength, rigidity and durability. CNC-precision machining ensures precise dimensions and constant material thickness across the plate, enabling perfect alignment of cams and chains. Cam bushings are made from 660 bronze materials to provide enhanced wear resistance and to stand up to increased loads from the high lift cams common in large displacement motors. The improved Screamin' Eagle® high-flow oil pump provides higher pressure when the oil is hot to keep pressure drops to a minimum and increases the oil supply by 16% and the scavenging by 29% over the '06-'17 Original Equipment oil pump.

25282-11

Fits '06-'17 Dyna® and '07-'17 Softail®, and '07-'16 Touring and Trike models. Installation requires separate purchase of Cam Service Kit P/N 17045-99D and Drive Gear Retention Kit P/N 25566-06.




A. SCREAMIN' EAGLE BILLET CAM SUPPORT PLATE WITH HIGH-VOLUME OIL PUMP

B. SCREAMIN' EAGLE HYDRAULIC CAM CHAIN TENSIONER AND HIGH-FLOW OIL PUMP UPGRADE KIT

This kit updates the cam chain tensioner of your Twin Cam 88® engine to the latest design, as featured on the Twin Cam 96™ engine. The billet cam support plate has been designed to allow the installation of the Twin Cam 96™ hydraulic cam chain tensioner to Twin Cam 88-equipped models. These Hydraulic Cam Chain Tensioners will significantly outlast the spring-loaded tensioners and are an ideal addition to an engine modified for improved performance. In addition, '02-'06 models utilize a Twin Cam 96 single row front roller chain and sprocket (included in kit). '99-'01 models use Original Equipment front silent chain and sprocket to retain the cam position sensor function. The kit includes an improved Screamin' Eagle High-Flow Oil Pump that provides increased oil pressure at high operating temperatures. This kit increases the oil supply by 23% and scavenging by 50% when compared to the '99-'05 Original Equipment oil pump and reduces operating temperature of bearings to improve bearing life.

25284-11

Fits '99-'05 Dyna, '00-'06 Softail and '99-'06 Touring models. Installation requires separate purchase of Spacer Kit P/N 25285-08, Cam Service Kit P/N 17045-99D and Drive Gear Retention Kit P/N 25566-06.



B. SCREAMIN' EAGLE HYDRAULIC CAM CHAIN TENSIONER AND HIGH-FLOW OIL PUMP UPGRADE KIT

C. SCREAMIN' EAGLE HIGH-PERFORMANCE INNER CAM BEARINGS

High-performance Inner Cam Bearings are a smart upgrade when installing high-lift cams in a race bike. These bearings provide increased load capacity and extend the engine life in extreme racing conditions. Kit includes two bearings required to complete one Twin Cam engine.

24017-10

Fits '99-'05 Dyna, '00-'06 Softail and '99-'06 Touring models.

24018-10

Fits '06-'17 Dyna, '07-'17 Softail and '07-'16 Touring and Trike models.



New Pump Rotor

Original Pump Rotor

HIGH VOLUME OIL PUMP COMPARISON

C. SCREAMIN' EAGLE HIGH-PERFORMANCE INNER CAM BEARINGS


Street legal and/or street compliant statements refer to product meeting 50-State emissions and noise standards in the United States.

The street legal and/or street compliant statements may not apply to markets outside of the United States.

SCREAMIN' EAGLE® 323

STAGE III & IV UPGRADES

Screamin' Eagle® Stage Kits offer complete street-compliant performance configurations engineered to help you generate specific torque and horsepower gains. Eliminating all the guesswork and trial-and-error testing normally associated with engine modifications, Stage Kits include everything you need to enhance your bike's performance, including big-bore cylinders, high-compression pistons, performance cams and high-flow air cleaners.



BOLT-ON TWIN CAM™ 110 BIG BORE STAGE KITS

HIGH-STRENGTH CYLINDER LINERS ARE MACHINED TO SLIP INTO THE STOCK CASE OPENING




FEATURES

BOLT-ON BIG BORE CYLINDERS

In the past, the only way to increase the bore of your 103- or 110-cubic-inch Twin Cam V-Twin motor was to tear down the motor and re-bore the engine cases to fit larger bore cylinder spigots. It was a labor-intensive and expensive process. The Screamin' Eagle team has engineered a 4" Big Bore Cylinder and Piston package that increase the internal bore from 3-7/8" to 4", without increasing the outside diameter of the cylinder spigot. The cylinder slips into the existing case bore without modification.

Street legal and/or street compliant statements refer to product meeting 50-State emissions and noise standards in the United States.

The street legal and/or street compliant statements may not apply to markets outside of the United States.



CAST ALUMINUM CYLINDER

CAST-IN-PLACE HIGH-STRENGTH STEEL LINER

STEEL LINER FEATURES TENSILE STRENGTH OF 120,000 PSI – 3 TIMES STRONGER THAN CAST IRON SLEEVES

MACHINED SPIGOT

SCREAMIN' EAGLE

324 SCREAMIN' EAGLE®

Twin Cam Stage III Upgrade

STAGE III

SCREAMIN' EAGLE® TWIN CAM STAGE III KIT – 103CI TO 110CI

Build a fast, reliable 110-cubic-inch Twin Cam hauler without having to remove the motor from the chassis. This Stage III Street Performance Kit combines system-matched Screamin' Eagle® big bore cylinders, high-compression pistons and performance cams and valve train components with the Original Equipment cylinder heads for a cost-effective boost in torque and performance. The exclusive bolt-on 4.0" cylinders are engineered with high-strength slim-wall spigots that slip into the factory crank case without any additional machining. The 4" flat top pistons team with the stock cylinder heads to produce a performance-enhancing 10.2:1 compression ratio (10.4:1 on Twin-Cooled™ equipped models), and the high-lift SE-585 cam produces a boost in torque throughout the RPM range. 50-State U.S. EPA compliant.

Kit includes:
Screamin' Eagle 4.0" Bolt-On Cylinders
Forged 10.2:1 Compression Pistons and Rings
SE-585 Cams
High Performance Valve Springs
Perfect-Fit Pushrods
Screamin' Eagle High-Capacity Roller Tappets
Top End and Cam Cover Gaskets
Heavy Duty Clutch Spring

92500035 Black Highlighted.
Fits '16-'17 Softail® and '14-'16 Touring models. Does not fit Trike models, FLSS, FLSTFBS, CVO™ 110 models or models with engine cases that have been machined to accept large-bore cylinders. Requires separate purchase of Cam Drive Retention Kit P/N 25566-06. Cam Spacer Kit P/N 25928-06 is recommended. Twin-Cooled™ models require separate purchase of model-specific head gaskets. All models require recalibration with Screamin' Eagle Pro Street Tuner (sold separately).



STAGE III

SCREAMIN' EAGLE® 325

Twin Cam Stage III Upgrade

SCREAMIN' EAGLE® TWIN CAM CONVERSION KIT WITH CAMS – 96CI TO 103CI

The Stage II Big Bore Kit provides the parts you need to increase the horsepower of your EFI-equipped model. The kit increases the displacement of your Twin Cam-equipped model from 96 cubic inches (1584cc) to 103 cubic inches (1690cc). 50-State U.S. EPA compliant. California kits are street compliant on California pollution controlled vehicles when used with Original Equipment mufflers.

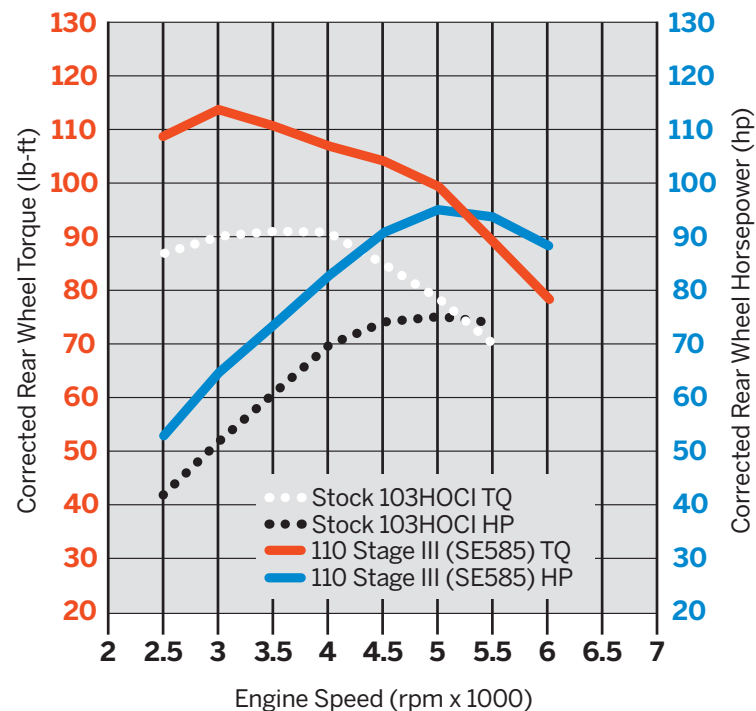
Kit includes:
Big Bore Cylinders
Big Bore Flat Top Pistons and Rings
SE-255 Cams
High-Flow Air Cleaner Kit with One-Piece Back Plate
Top End Gasket Kit
Heavy Duty Clutch Spring

27557-08 Black Highlighted.
Fits '10-'11 Touring models equipped with Twin Cam™ 96 engine. Also fits '08-'09 California Touring models. '10 FLHX and FLTRX models require separate purchase of 2-into-2 Head Pipe and mufflers. Installation requires separate purchase of Primary Cover Gasket. Cam Drive Retention Kit P/N 25566-06. Cam Spacer Kit P/N 25928-06 is recommended. All models require ECM calibration for proper installation.

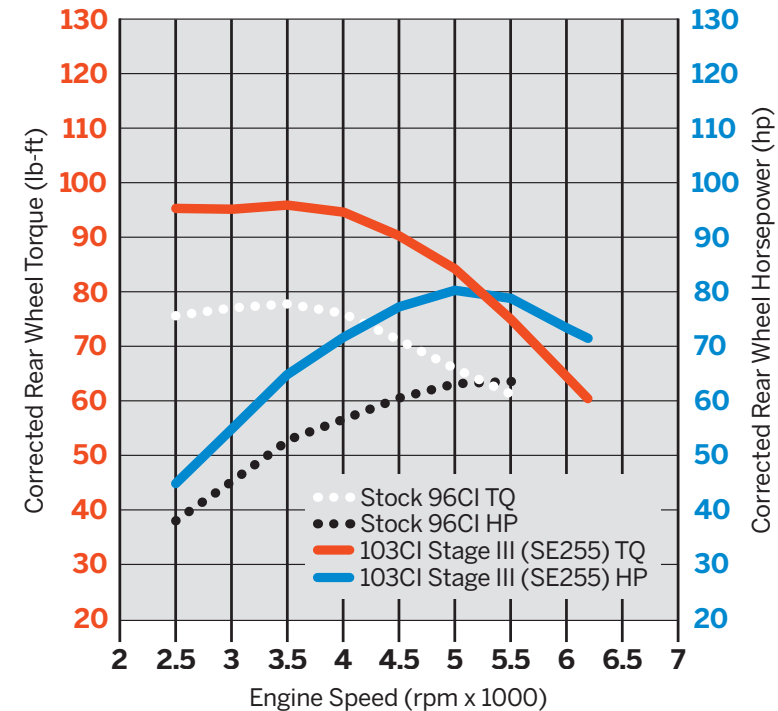
27564-09A Black Highlighted.
Fits 49-state '09 Touring models. Kit includes catalyst head pipe. Does not fit Trike models. Not street compliant in California. Installation requires separate purchase of Primary Cover Gasket. Cam Drive Retention Kit P/N 25566-06. Cam Spacer Kit P/N 25928-06 is recommended. All models require ECM calibration for proper installation.



Twin Cam 103HO Stock vs. 103 to 110CI Stage III with SE CVO Mufflers



Twin Cam 96 Stock vs. 96 to 103CI Conversion with Street Use Exhaust



Street legal and/or street compliant statements refer to product meeting 50-State emissions and noise standards in the United States.

The street legal and/or street compliant statements may not apply to markets outside of the United States.

Street legal and/or street compliant statements refer to product meeting 50-State emissions and noise standards in the United States.

The street legal and/or street compliant statements may not apply to markets outside of the United States.

SCREAMIN' EAGLE

326 SCREAMIN' EAGLE®

Twin Cam Stage IV Upgrade

STAGE IV

SCREAMIN' EAGLE® TWIN CAM TIRE SHREDDER KIT – 103CI TO 110CI

This comprehensive kit provides a complete package of matched components that allow you to build a high-performance 110CI Twin Cam without impacting the factory warranty. The unique Screamin' Eagle® 4.0" big bore cylinders are engineered to slip into the engine cases without case machining or modification, so the engine stays in the chassis during the build. 50-State U.S. EPA compliant.

Kit includes:

- Screamin' Eagle 4.0" Bolt-On Cylinders
- Forged 10.2:1 High Compression Pistons and Rings
- Screamin' Eagle 58mm Throttle Body
- High Flow Fuel Injectors (5.3 g/s)
- Screamin' Eagle CNC-Ported Cylinder Heads
- SE-259E Cams
- Perfect-Fit Pushrods
- Screamin' Eagle High-Capacity Roller Tappets
- Top End and Cam Cover Gaskets
- Heavy Duty Clutch Spring

92500038

Fits '14-'16 Touring models. Does not fit Twin-Cooled™ equipped models. Does not fit Trike models, CVO™ 110 models or models with engine cases that have been machined to accept large-bore cylinders. Requires separate purchase of accessory 58mm air cleaner and Cam Drive Retention Kit P/N 25566-06. Cam Spacer Kit P/N 25928-06 is recommended. All models require recalibration with Screamin' Eagle Pro Street Tuner (sold separately).



STAGE IV

SCREAMIN' EAGLE® 327

Twin Cam Stage IV Upgrade

SCREAMIN' EAGLE® TWIN CAM CONVERSION KIT – 103CI TO 110CI

Bring your Twin Cam motorcycle up to the same 110-cubic-inch displacement and power output as the CVO™ Screamin' Eagle® models without expensive machining or removing the engine from the chassis. This street compliant kit combines the proven SE-255 cams and cylinder heads of the CVO model with exclusive Screamin' Eagle bolt-on 4.0" cylinders and system-matched pistons to deliver high torque and reliable everyday performance. The automatic compression release-equipped cylinder heads and the flat top forged pistons combine to develop a 9.3:1 compression ratio for easy starting, and the Screamin' Eagle lifters ensure quiet reliable valve train operation. 50-State U.S. EPA compliant.

Kit includes:

- Screamin' Eagle 4.0" Bolt-On Cylinders
- Forged 9.3:1 Compression Pistons and Rings
- CVO 110 Cylinder Heads
- SE-255 Cams
- High-Capacity Roller Tappets
- Top End and Cam Cover Gaskets
- Heavy Duty Clutch Spring
- Cam Spacer Kit P/N 25928-06 is recommended

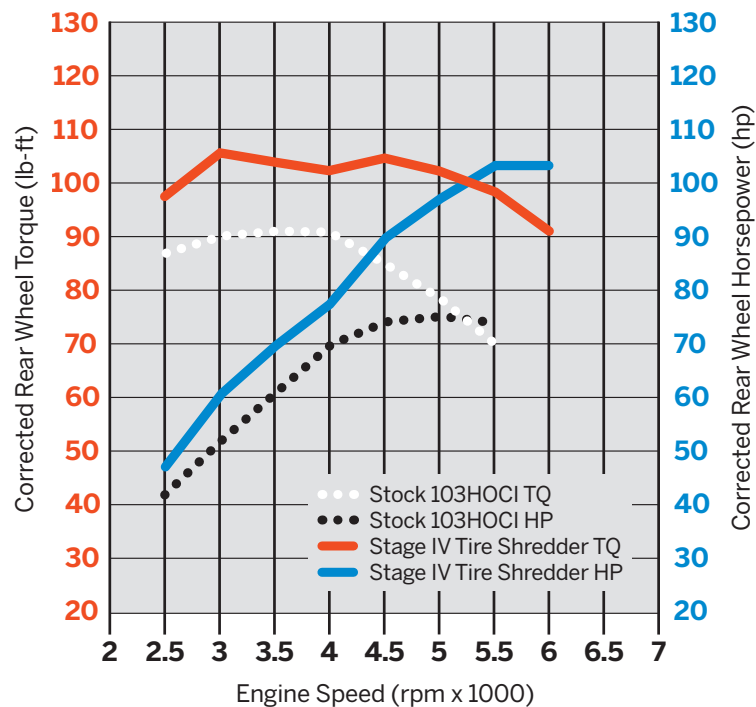
92500031 Black Highlighted.

Fits '10-'16 Touring models (except '14-'16 models with Twin-Cooled™ engines). Does not fit Trike models, CVO 110 models, or models with engine cases that have been machined to accept large bore cylinders. Requires separate purchase of Screamin' Eagle high-flow air cleaner. '10 FLHX and FLTRX models require separate purchase of 2-into-2 Head Pipe Kit and Mufflers. '11-'16 Touring models require installation of CVO Mufflers P/N 64768-09A and 64769-09A or FatShotz Muffler Kit P/N 80847-10 (sold separately). '10-'11 Touring models require ACR Harness P/N 70623-08. Installation requires separate purchase of Primary Cover Gasket. Cam Drive Retention Kit P/N 25566-06. Cam Spacer Kit P/N 25928-06 is recommended. All models require ECM calibration for proper installation.

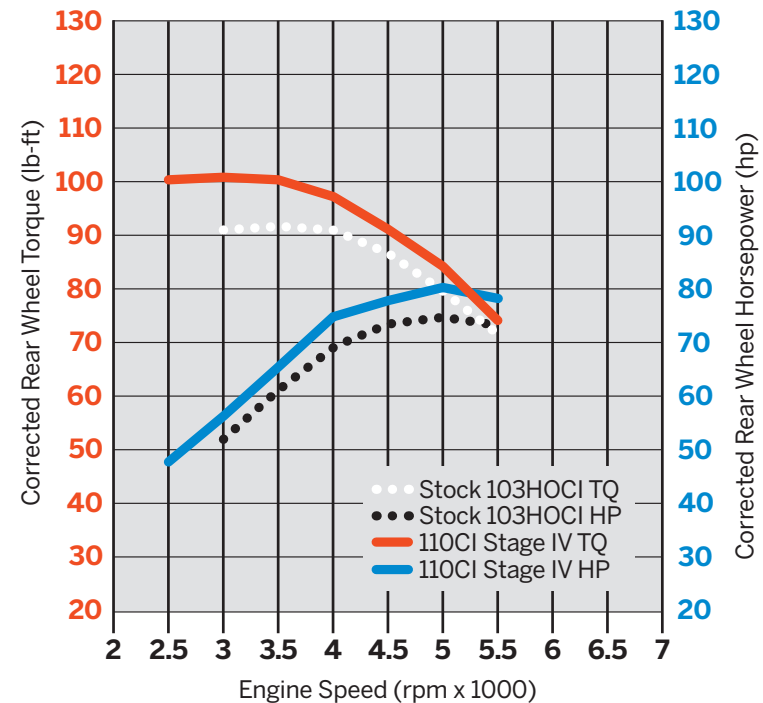
92500032 Black Highlighted. Fits '14-'16 FLHTCU, FLHTCUL, FLHTK, FLHTKL and FLTRU models with Twin-Cooled engines. Does not fit Trike models, CVO 110 models, or models with engine cases that have been machined to accept large bore cylinders. Requires separate purchase of Screamin' Eagle high-flow air cleaner. Installation requires separate purchase of Primary Cover Gasket. Cam Drive Retention Kit P/N 25566-06. Cam Spacer Kit P/N 25928-06 is recommended. All models require ECM calibration for proper installation.

92500033 Black Highlighted. Fits '11-'17 Dyna® FXD, FXDB and FXDC models equipped with Shorty Dual Exhaust. Installation requires separate purchase of Muffler P/N 64895-09 (Qty 2). Also fits 50-state '10-'17 FXDF and FXDWG models. FXDF and FXDWG models requires separate purchase of Mufflers P/N 65884-09 and 65886-09. All Dyna models require separate purchase of Screamin' Eagle high-flow cleaner. '10-'11 Dyna models require ACR Harness P/N 70623-06. Does not fit models with engine cases that have been machined to accept large-bore cylinders. Also fits 50-state '11-'17 Softail® models (except FLS, FLSS, FLSTFBS, FLSTN, FLSTS, CVO 110 models or models with engine cases that have been machined to accept large-bore cylinders.). Requires separate purchase of Screamin' Eagle high-flow air cleaner. '11 Softail models require ACR Harness P/N 70623-11. Installation requires separate purchase of Primary Cover Gasket. Cam Drive Retention Kit P/N 25566-06. Cam Spacer Kit P/N 25928-06 is recommended. All models require ECM calibration for proper installation. '17 models require recalibration with Screamin' Eagle Pro Street Tuner (sold separately).

Twin Cam 103HO Stock vs. 103 to 110CI Tire Shredder Kit with Heavy Breather & Street Cannon Mufflers



Twin Cam 103HO Stock vs. 103 to 110CI Stage IV Conversion Kit



Street legal and/or street compliant statements refer to product meeting 50-State emissions and noise standards in the United States.

The street legal and/or street compliant statements may not apply to markets outside of the United States.

Street legal and/or street compliant statements refer to product meeting 50-State emissions and noise standards in the United States.

The street legal and/or street compliant statements may not apply to markets outside of the United States.

328 SCREAMIN' EAGLE®

Twin Cam Stage IV Upgrade

STAGE IV

SCREAMIN' EAGLE® TWIN CAM STAGE IV KIT – 103CI TO 103CI

This Street Performance kit provides the maximum horsepower output for a legal 103 Kit that will maintain the factory warranty. The Air-Cooled Street Performance Kit produces 96 hp and 105 lbs-ft of torque. The Twin-Cooled™ engine version is rated at 93 hp and 100 lbs-ft of torque. 50-State U.S. EPA compliant.

Kit includes:

- Forged 10.5:1 High Compression Pistons and Rings
- Screamin' Eagle® 58mm Throttle Body
- Screamin' Eagle CNC Ported Cylinder Heads
- SE-259E Cams
- Perfect-Fit Pushrods
- Top End Gasket Kit
- Heavy Duty Clutch Spring

92500011 Black Highlighted.
Fits '16-'17 Softail® (except FLSS, FLSTFBS and FXSE) and '10-'16 Touring models (except '14-'16 models with Twin-Cooled™ engines) equipped with a Twin Cam 103™ engine. Fits 49-state '10-'11 Touring models equipped with a Twin Cam 96™ engine with separate purchase of Screamin' Eagle 3-7/8" Big Bore Cylinder Kit. '10 FLHX and FLTRX requires dual exhaust. Does not fit Trike models. Installation requires separate purchase of Primary Cover Gasket. Cam Drive Retention Kit P/N 25566-06. Cam Spacer Kit P/N 25928-06 is recommended. All models require ECM calibration for proper installation. '17 models require recalibration with Screamin' Eagle Pro Street Tuner (sold separately).



1

STAGE IV

SCREAMIN' EAGLE® 329

Twin Cam Stage IV Upgrade

SCREAMIN' EAGLE® TWIN CAM BOLT-ON 110CI TO 117CI KIT

Turn your Original Equipment 110-cubic-inch model into a fast, reliable 117-cubic-inch Twin Cam hauler without having to remove the motor from the chassis. This Street Performance Kit combines system-matched Screamin' Eagle® big bore cylinders, forged pistons and performance cams and valve train components with the Original Equipment cylinder heads for a cost-effective boost in torque and performance. The exclusive bolt-on 4.125" cylinders are engineered with high-strength slim-wall spigots that slip into the factory 110CI crank case without any additional machining. The 4.125" flat top pistons team with the stock cylinder heads to produce a performance-enhancing 9.9:1 compression ratio, and the high-lift SE-259E cam produces a boost in torque throughout the RPM range. 50-State U.S. EPA compliant.

Kit includes:

- Screamin' Eagle 4.125" Bolt-On Cylinders
- Forged 9.9:1 Compression Pistons and Rings
- Screamin' Eagle 58mm Throttle Body
- High Flow Fuel Injectors (5.3 g/s)
- SE-259E Cams
- Perfect-Fit Pushrods
- Screamin' Eagle High-Capacity Roller Tappets
- Screamin' Eagle Inner Cam Bearing Kit
- Top End and Cam Cover Gaskets

Fits '14-'17 CVO™ 110CI Softail® and '14-'16 CVO™ Touring models. Also fits '16-'17 110CI FLSS, FLSTFBS and FXDLS models. Requires purchase of accessory 58mm air cleaner and Cam Drive Retention Kit P/N 25566-06 (except models equipped with Screamin' Eagle Heavy Breather Elite Performance Air Cleaner Kits). Models equipped with Ventilator Air Cleaner require separate purchase of 58mm Air Cleaner Backplate P/N 29400038. All models require ECM calibration for proper installation. '16-'17 FXDLS and all '17 models require recalibration with Screamin' Eagle Pro Street Tuner (sold separately).

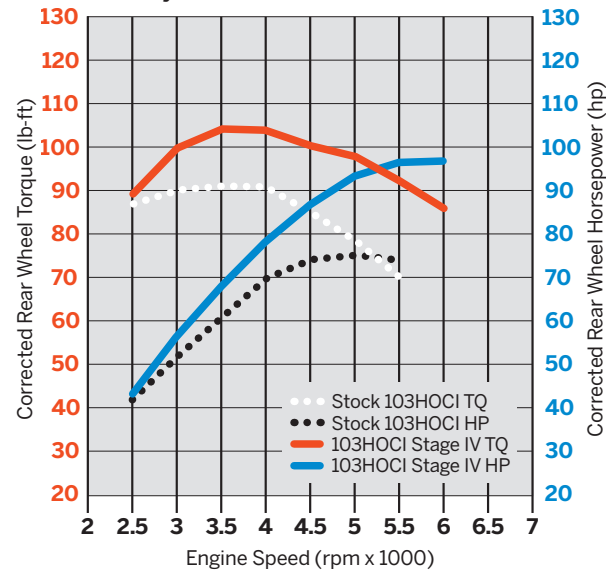
92500055 Granite Finish.

92500054 Black Finish.

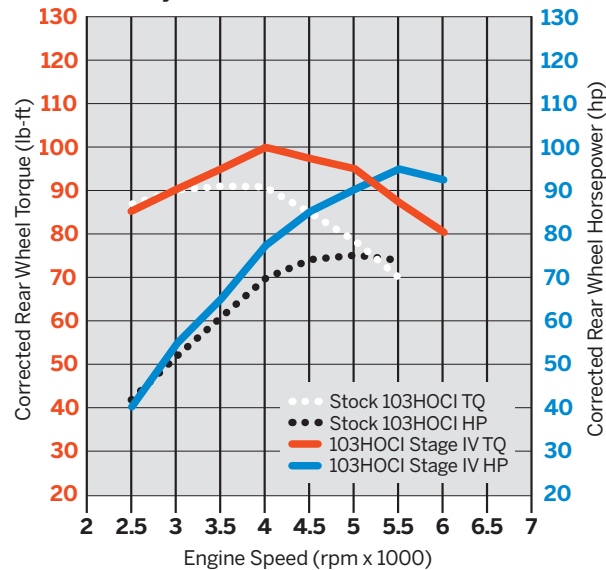
1



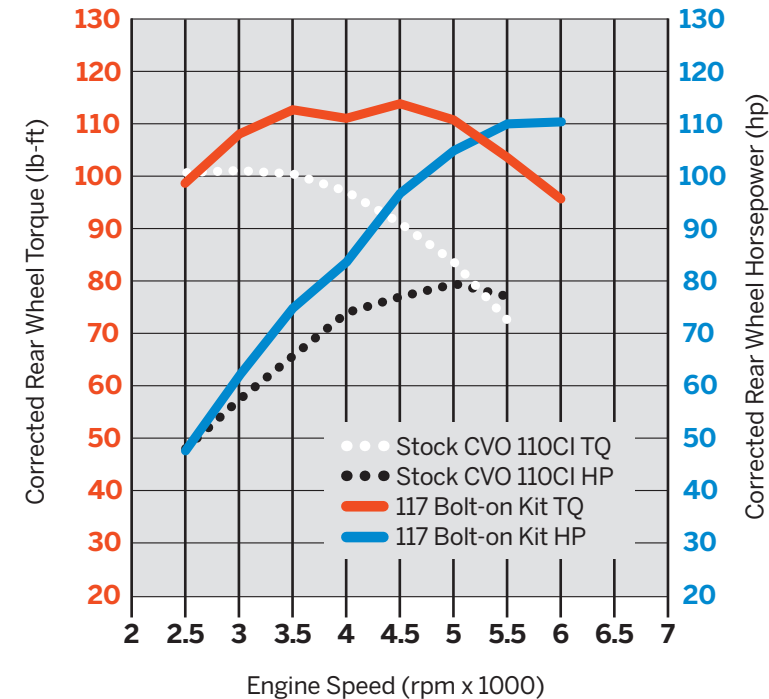
Air-Cooled
Twin Cam 103HO Stock vs. 103CI Stage IV with Heavy Breather & Street Cannon Mufflers



Twin-Cooled™
Twin Cam 103HO Stock vs. 103CI Stage IV with Heavy Breather & Street Cannon Mufflers



Twin Cam CVO™ 110CI Stock vs 110 to 117CI Stage IV with Ventilator Air Cleaner & SE CVO Mufflers



Street legal and/or street compliant statements refer to product meeting 50-State emissions and noise standards in the United States.


The street legal and/or street compliant statements may not apply to markets outside of the United States.

Street legal and/or street compliant statements refer to product meeting 50-State emissions and noise standards in the United States.

The street legal and/or street compliant statements may not apply to markets outside of the United States.

SPORTSTER® POWERTRAIN

Screamin' Eagle® Stage upgrades offer complete street-compliant performance configurations engineered to generate specific torque and horsepower gains. Eliminating all the guesswork and trial-and-error testing normally associated with engine modifications, Stage upgrades include everything you need to enhance your bike's performance.



STAGE I

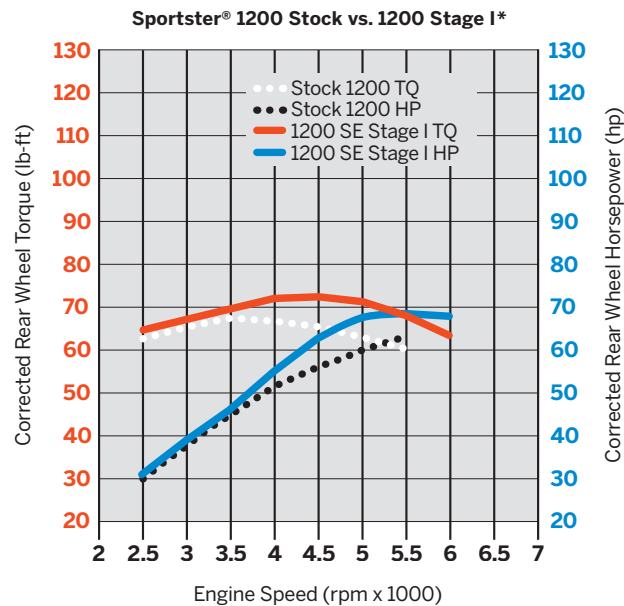
INTAKE + EXHAUST + TUNING

The easiest and most cost-effective step to improve your motorcycle's performance is to increase the airflow into and out of the engine. A high-flow air cleaner and system-matched slip-on mufflers provide horsepower and torque improvements you can feel throughout the RPM range, and serve as the core components for all performance upgrades. ECM calibration is required to tune the fuel flow and timing required to accommodate the improved airflow.

Stage I upgrade can be installed without engine disassembly. No special tools are required. Requires ECM tuning.



Street legal and/or street compliant statements refer to product meeting 50-State emissions and noise standards in the United States. The street legal and/or street compliant statements may not apply to markets outside of the United States.

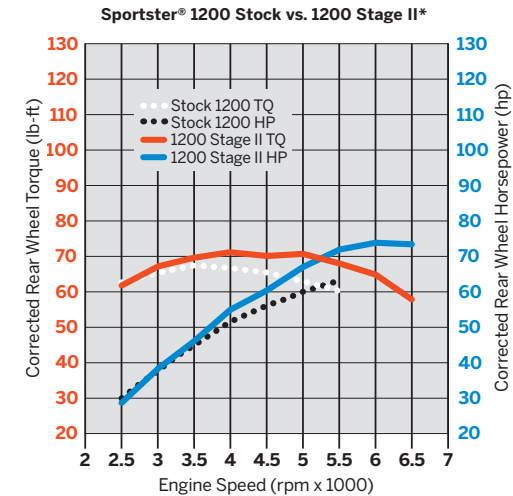


* 14-'22 XL1200 Stage II with Heavy Breather A/C & Street Cannon Mufflers

STAGE II

STAGE I + CAM UPGRADE

Adding performance cams to a Stage I equipped bike is the next step to improved performance. Cam choices allow you to tailor the engine's performance to your specific needs. A torque cam offers on-demand throttle response from low to mid RPM at cruising speed. A power cam targets high-RPM, wide-open throttle response that keeps pulling right up to redline. ECM calibration tuning is required to accommodate the increased valve timing, and performance valve springs may be required for high-lift cams.



* 14-'22 XL1200 Stage II with Heavy Breather A/C & Street Cannon Mufflers



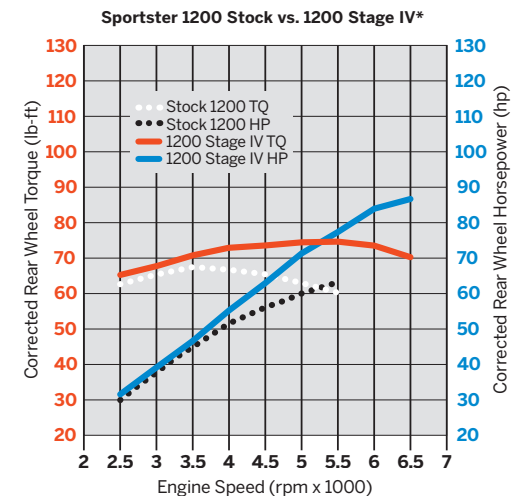
Stage II upgrade requires minor engine disassembly to replace the cam. Special tools and ECM tuning are required.



STAGE IV

STAGE I + CAMS, PISTONS, CYLINDER HEADS & THROTTLE BODY

For maximum performance improvement, the addition of high-compression pistons, free-flowing ported cylinder heads and a big bore throttle body top off a performance build. The large-diameter throttle body and port-matched intake manifold deliver huge volumes of fuel and air to the engine, the smooth passages and larger valves easily dump the mixture into the engine and the high compression pistons squeeze the air/fuel into a more volatile vapor. When ignited, the result is a major power increase. Designed to satisfy the high-RPM, throttle-twisting rider, the Stage IV update delivers 20-30% increase in power that keeps pulling right up to the redline, without sacrificing mid-range torque. ECM calibration tuning is required to add more fuel, and a higher-lift cam may be required to deliver maximum power.



* 1200 Stage IV with High-Flow A/C & Street Cannon Mufflers



Stage IV bolt-on upgrade requires removal of the engine's top end and opening the cam chest. Engine remains in the chassis and no machining is required. Special tools and ECM tuning are required.



Street legal and/or street compliant statements refer to product meeting 50-State emissions and noise standards in the United States. The street legal and/or street compliant statements may not apply to markets outside of the United States.

332 SCREAMIN' EAGLE®

Sportster® Stage I Upgrade

A. SCREAMIN' EAGLE® HEAVY BREATHER PERFORMANCE AIR CLEANER KIT

This high-flow forward-facing exposed element Air Cleaner Kit is sure to turn heads at the starting line. Featuring a polished elbow and exposed filter, this unique air cleaner system offers improved performance and airflow when compared to the stock or Screamin' Eagle® High-Flow Air Cleaner. The washable and rechargeable filter features a bright chrome end cap with a laser-engraved Screamin' Eagle logo. Intake tube and back plate are made from die-cast lightweight aluminum and are polished and chrome-plated or painted black for a brilliant finish. The back plate features integral breathers and sealed breather bolt plug. Kit includes a water-repellent rain sock and all mounting hardware. 50-State U.S. EPA compliant.

Fits '08-'22 XL models with Original Equipment Throttle Body. All models require ECM calibration for proper installation. '17-later models require recalibration with Screamin' Eagle Pro Street Tuner (sold separately). Pending approval for use in California on '21 models. Refer to H-D.com/shop for status.

29080-09A Gloss Black.

Fits '14-'22 XL1200 model equipped with Screamin' Eagle High Flow 58mm Throttle Body. All models require ECM calibration for proper installation. '17-later models require recalibration with Screamin' Eagle Pro Street Tuner (sold separately).

29400227A Gloss Black.

NOTE: The washable and rechargeable filter uses a special coating to help filter fine particles from the incoming air. With time, the oil in the filter will dissipate and the element will begin to turn gray. The original red color can be restored with an application of K&N® Air Filter Oil.

B. SCREAMIN' EAGLE HEAVY BREATHER FILTER COVER – TEARDROP

Dress up the Heavy Breather Air Cleaner with this radical cover. Manufactured from forged aluminum and precision CNC-machined and polished, these easy-to-install two-piece covers add a rich custom look. Cover is available in mirror-chrome or cut back gloss black finish to match your customizing direction. Kit includes water-repellent rain sock.

Fits models equipped with Screamin' Eagle Heavy Breather Air Cleaner Kits on Twin Cam and XL model. (except Compact Heavy Breather P/N 28716-10A, Heavy Breather Elite P/N 29400172 and Milwaukee Eight® Heavy Breather P/N 29400263 or 29400264).

28739-10A Cut Back Gloss Black – End Logo.


28740-10A Chrome – End Logo.

C. SCREAMIN' EAGLE® PERFORMANCE AIR CLEANER KIT – RAIL COLLECTION

The look is bold and the performance exhilarating. This race-inspired air cleaner is engineered to flow through the perimeter and the face of the air filter, providing high volumes of unrestricted airflow to the engine. The open-design face plate features a rich black finish with machined longitudinal strakes to expose the glowing aluminum below. Kit includes air cleaner trim, one-piece cast back plate, high-flow washable air filter element, rain sock and all required hardware. 50-State U.S. EPA compliant.

29400232A

Fits '07-'22 XL models with Original Equipment throttle body. All models require ECM calibration for proper installation. '17-later models require recalibration with Screamin' Eagle® Pro Street Tuner (sold separately). Pending approval for use in California on '21 models. Refer to H-D.com/shop for status.



A. SCREAMIN' EAGLE HEAVY BREATHER PERFORMANCE AIR CLEANER KIT – GLOSS BLACK



B. SCREAMIN' EAGLE HEAVY BREATHER FILTER COVER – TEARDROP, CHROME



B. SCREAMIN' EAGLE HEAVY BREATHER FILTER COVER – TEARDROP, CUT BACK GLOSS BLACK



C. SCREAMIN' EAGLE PERFORMANCE AIR CLEANER KIT – RAIL COLLECTION



D. SCREAMIN' EAGLE OVAL HIGH-FLOW AIR CLEANER



E. SCREAMIN' EAGLE ROUND HIGH-FLOW AIR CLEANER



F. SCREAMIN' EAGLE AIR CLEANER RAIN SOCK (SHOWN WITH #1 SKULL AIR CLEANER TRIM)



G. MUFFLER END CAPS – 3.25"



SCREAMIN' EAGLE® 333

Sportster® Stage I Upgrade

D. SCREAMIN' EAGLE® OVAL HIGH-FLOW AIR CLEANER

The XL High-Flow Air Cleaner Kit provides increased airflow to boost the power of your fuel-injected Sportster® model. The complete kit features a composite air cleaner back plate, air cleaner cover adapter, a high-flow washable synthetic media filter element that does not require oiling and a breather system that routes gasses and excess oil directly into the intake. Kit also includes cover trim and all mounting hardware. Street compliant when used with stock mufflers. 50-State U.S. EPA compliant.

29782-07

Fits '07-'22 XL models with Original Equipment throttle body and oval air cleaner cover. All models require ECM calibration for proper installation. '17-later models require recalibration with Screamin' Eagle® Pro Street Tuner (sold separately). Pending approval for use in California on '21 models. Refer to H-D.com/shop for status.

E. SCREAMIN' EAGLE ROUND HIGH-FLOW AIR CLEANER

The XL High-Flow Air Cleaner Kit provides increased airflow to boost the power of your fuel-injected Sportster model. Available with brilliant chrome or gloss black back plate, this Round Air Cleaner transforms the appearance of your Evolution powerplant and allows you to replace the Original Equipment oval air cleaner cover with your choice of accessory round covers. Or choose to flaunt your performance gains with the open element look, finished with custom Air Cleaner Trim from one of the Harley-Davidson® decorative collections. Kit includes one-piece cast back plate, high-flow washable air filter element and all required hardware. Street compliant when used with stock mufflers. 50-State U.S. EPA compliant.

Fits '07-'22 XL models with Original Equipment throttle body and round air cleaner cover or round air cleaner Trim. Proper installation with round air cleaner cover requires separate purchase of Air Cleaner Filter Gasket P/N 25700127. All models require ECM calibration for proper installation. '17-later models require recalibration with Screamin' Eagle Pro Street Tuner (sold separately). Pending approval for use in California on '21 models. Refer to H-D.com/shop for status.

29000019A Chrome.

29000009A Black.

Fits '07-'22 California XL models with Original Equipment throttle body and round air cleaner cover or round air cleaner Trim. Proper installation with round air cleaner cover requires separate purchase of Air Cleaner Filter Gasket P/N 25700127. All models require ECM calibration for proper installation.

29000048A Chrome.

29000048B Gloss Black.

F. SCREAMIN' EAGLE AIR CLEANER RAIN SOCK

Add the open-element look to your Screamin' Eagle High-Flow style Air Cleaner. This easy-to-install kit allows you to replace the traditional Original Equipment air cleaner cover with custom inserts from one of the H-D® Decorative Collections. Kit includes a breathable mesh cover with classic Bar & Shield logo that stretches over the filter to maximize airflow while protecting the exposed element from the rain. Fits traditional cone-shaped air cleaner elements featured in many Screamin' Eagle Twin Cam Stage Kits.

28728-10

Fits Screamin' Eagle Round High-Flow Air Cleaner Kits.

G. MUFFLER END CAPS – 3.25"

These easy-to-install caps allow you to finish your 3.25" Screamin' Eagle mufflers your way. Sold in pairs. Installation hardware included.

Fits '14-'22 XL and '07-'17 Softail® models equipped with Screamin' Eagle 3.25" Street Cannon Mufflers.

65100044 Chrome – Slash Up/Down/Out.

65100063 Jet Black – Slash Up/Down/Out.

Street legal and/or street compliant statements refer to product meeting 50-State emissions and noise standards in the United States.

The street legal and/or street compliant statements may not apply to markets outside of the United States.

Street legal and/or street compliant statements refer to product meeting 50-State emissions and noise standards in the United States.

The street legal and/or street compliant statements may not apply to markets outside of the United States.

334 SCREAMIN' EAGLE®

Sportster® Stage I Upgrade

A. SCREAMIN' EAGLE® STREET CANNON SLIP-ON MUFFLERS – SPORTSTER® SHORTY DUAL

These 3.25" street compliant high-flow mufflers have been specifically tuned to deliver an aggressive exhaust note and improved performance while preserving the peace with your neighbors. Available in your choice of rich chrome or heat-resistant jet black ceramic finish. Complete the look with your choice of 3.25" endcaps and Screamin' Eagle® Muffler shields (sold separately).

Fits '14-'22 XL models. Installation requires separate purchase of 3.25" End Caps and Muffler Clamps P/N 65900012 (Qty 2). All models require ECM calibration for proper installation. '17-later models require recalibration with Screamin' Eagle® Pro Street Tuner (sold separately). Pending approval for use in California on '21 models. Refer to H-D.com/shop for status.

64900208A Chrome.

64900209A Jet Black.



A. SCREAMIN' EAGLE STREET CANNON SLIP-ON MUFFLERS – SPORTSTER SHORTY DUAL, CHROME (SHOWN WITH CHROME SLASH END CAPS AND BUCKSHOT EXHAUST SHIELDS)

B. SCREAMIN' EAGLE® SLASH-CUT MUFFLER SHIELDS – SATIN BLACK

Shaped to mirror the slash down profile of available muffler end caps, this set of rich satin black Muffler Shields is the perfect complement to your blacked-out exhaust system. The rear shield features a subtle laser-etched Screamin' Eagle script. Easy-to-install kit includes front and rear shields and black mounting hardware.

65400405 Satin Black. Fits '07-'22 XL, '07-'17 Dyna® (except '08-'17 FLD, FXDF, FXDL, FXDLS and '10-'17 FXDWG) and '07-'17 Softail® models equipped with Screamin' Eagle Street Performance mufflers.



A. SCREAMIN' EAGLE STREET CANNON SLIP-ON MUFFLERS – SPORTSTER SHORTY DUAL, JET BLACK (SHOWN WITH JET BLACK SLASH END CAPS AND BUCKSHOT EXHAUST SHIELDS)

C. SCREAMIN' EAGLE SLASH-CUT MUFFLER SHIELDS – CHROME

Styled to complement the ballistic inlet shape of the Screamin' Eagle Street Performance Slip-On Mufflers. The slash-cut rear shield features a laser-etched Screamin' Eagle signature script. Easy-to-install kit includes front and rear shields and mounting hardware.

65400464 Chrome. Fits '07-'22 XL, '07-'17 Dyna® (except '08-'17 FLD, FXDF, FXDL, FXDLS and '10-'17 FXDWG) and '07-'17 Softail models equipped with Screamin' Eagle Street Performance Mufflers.

D. BUCKSHOT EXHAUST SHIELD KIT

These custom shields feature a perforated "Buckshot" design that exposes the head pipe for a raw, rebellious look. Available in your choice of finishes, these exhaust shields are a perfect match for Original Equipment or Screamin' Eagle® mufflers and provide a consistent look from front to back. Manufactured to Original Equipment standards for exacting fit, the easy-to-install kit includes front and rear head pipe shields.

65400137A Jet Black.

Fits '14-'22 XL models.



B. SCREAMIN' EAGLE SLASH-CUT MUFFLER SHIELDS – SATIN BLACK



C. SCREAMIN' EAGLE SLASH-CUT MUFFLER SHIELDS – CHROME



D. BUCKSHOT EXHAUST SHIELD KIT – JET BLACK (65400137A SHOWN)

NOTE: Due to increased diameter of these mufflers some realignment of head pipes is usually required. It is recommended to replace exhaust port gaskets, P/N 65324-83A (stock) or P/N 17048-98 (performance), to avoid tendency of head pipes to return to original position when re-tightened.

NOTE: There is no warranty on exhaust pipes and mufflers with regard to any discoloration. Blueing is caused by tuning characteristics, cam timing, carburetor jetting, over-heating, etc. and is not caused by defective manufacturing.

Street legal and/or street compliant statements refer to product meeting 50-State emissions and noise standards in the United States.

The street legal and/or street compliant statements may not apply to markets outside of the United States.

SCREAMIN' EAGLE® 335

Sportster® Stage II Upgrade

E. SCREAMIN' EAGLE® PERFORMANCE II SE-585 CAM KIT– SPORTSTER®

The high-lift full throttle cam kit provides significant horsepower gains when coupled with high-flowing exhaust and intake components, and is a great fit for full-throttle horsepower junkies. 50-State U.S. EPA compliant. (exception below).

25400125

Fits '14-'22 XL1200 models. Requires installation of Performance Cylinder Heads P/N 16500074 or 16500347, or upgrade of Original Equipment heads with Performance Valve Spring Kit P/N 18013-03A. All EFI models require ECM calibration for proper installation. '17-later models require recalibration with Screamin' Eagle® Pro Street Tuner (sold separately). Labor cost not included. See Dealer for details. Does not fit '22 California models.

F. SCREAMIN' EAGLE HIGH-CAPACITY TAPPETS

Screamin' Eagle Tappets feature large high-capacity needles in the roller bearing assembly to improve reliability when operating with high-lift cams, high-pressure valve springs and in high-RPM applications. The 25% larger needle bearings increase the dynamic load rating by approximately 20% when compared to the Original Equipment Twin Cam tappets. The unique design delivers superior tappet life in performance applications. Set of 4.

18572-13

Fits '17-later Milwaukee-Eight® Engine equipped models, '00-'22 XL and XR models and '99-'17 Twin Cam-equipped models.

G. SCREAMIN' EAGLE PERFORMANCE VALVE SPRING KIT

This performance beehive-shaped Valve Spring Kit will permit the Sportster® engine to rev to 7000 RPM. The unique ovate wire yields increased performance from a compact spring design. The installed spring pressure is increased to 208 lbs and allows a maximum lift of .590". Complete kit includes springs, upper collars and keepers and lower collars with integral valve seals.

18013-03A

Fits '04-'22 XL, XR and '05-'17 Twin Cam-equipped models. Does not fit FXDLS, FLSS, FLSTFBS or Screamin' Eagle Performance Heads with .3125" diameter valves.



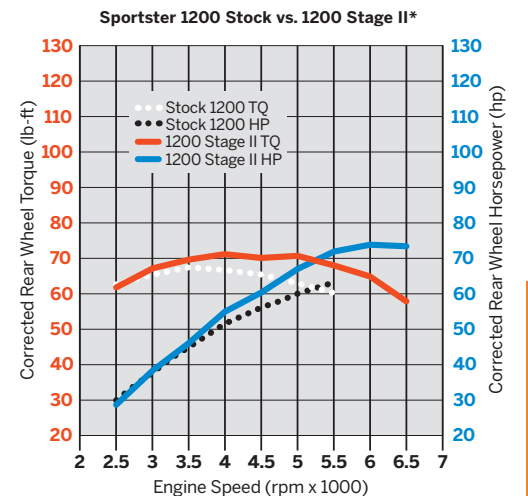
E. SCREAMIN' EAGLE PERFORMANCE II SE-585 CAM KIT– SPORTSTER



F. SCREAMIN' EAGLE HIGH-CAPACITY TAPPETS



G. SCREAMIN' EAGLE PERFORMANCE VALVE SPRING KIT



* '14-'22 XL1200 Stage II with Heavy Breather A/C & Street Cannon Mufflers

Street legal and/or street compliant statements refer to product meeting 50-State emissions and noise standards in the United States.

The street legal and/or street compliant statements may not apply to markets outside of the United States.

336 SCREAMIN' EAGLE®

Sportster® Stage IV Upgrade

STAGE IV

SCREAMIN' EAGLE® SPORTSTER® CONVERSION KIT – 883CC TO 1200CC*

Make your Iron 883™ model roar. This complete conversion kit will alter the personality of your 883-equipped Sportster® model. Designed to bring your XL883 model up to XL1200 specifications. No case machining is required for installation. 50-State U.S. EPA compliant.

Kit includes:
 Sportster High-Flow Air Cleaner Kit
 XL1200 Cylinder Heads
 XL1200 Cylinders
 XL1200 Pistons and Rings
 Heavy Duty Clutch Spring
 Top End Gasket Kit

29784-07 Black Highlighted.
 Fits 50-state '07-'22 XL883 models. All models require ECM calibration for proper installation. '17-later models require recalibration with Screamin' Eagle® Pro Street Tuner (sold separately).

30003-10 Black Non-Highlighted.
 Fits 50-state '08-'22 XL883 models. All models require ECM calibration for proper installation. '17-later models require recalibration with Screamin' Eagle Pro Street Tuner (sold separately).



Ⓜ

STAGE IV

SCREAMIN' EAGLE® 337

Sportster® Stage IV Upgrade

SCREAMIN' EAGLE® SPORTSTER® STAGE IV KIT – 1200CC TO 1200CC

Maximize the horsepower and torque available for your street compliant Sportster® model. This complete engine package includes all the components you need to build a high-performance ride while still retaining the original factory warranty. Installation does not require removal of the powertrain from the chassis. 50-State U.S. EPA compliant. **Pending regulatory approval for '20-'22 models. Refer to the product information at www.H-D.com/shop for status.**

Kit includes:
 CNC-Ported Cylinder Heads with Performance Valve Springs
 Screamin' Eagle® XL SE-585 Cams
 Forged Hi-Compression 10.5:1 Pistons and Rings
 58mm Throttle Body and Intake Manifold
 Top End Gasket Kit

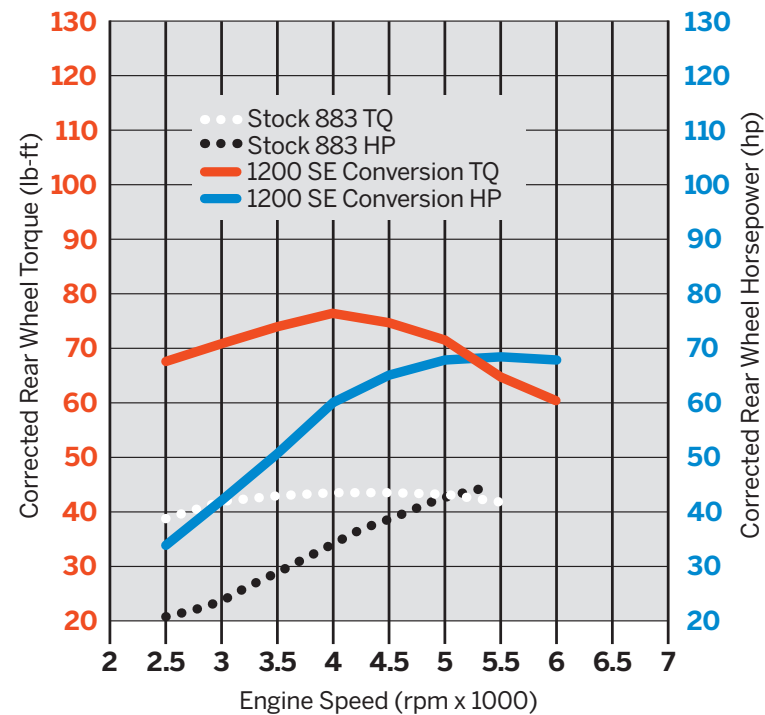
Fits '14-'22 XL1200 models. Requires separate purchase of 58mm compatible accessory air cleaner. All models require ECM calibration for proper installation. '17-later models require recalibration with Screamin' Eagle Pro Street Tuner (sold separately). Pending approval for use in California on '21-later models. Refer to H-D.com/shop for status.

92500041 Black Highlighted Heads.
92500042 Black Non-Highlighted Heads.



Ⓜ

Sportster 883 Stock vs. 883 to 1200 Conversion*

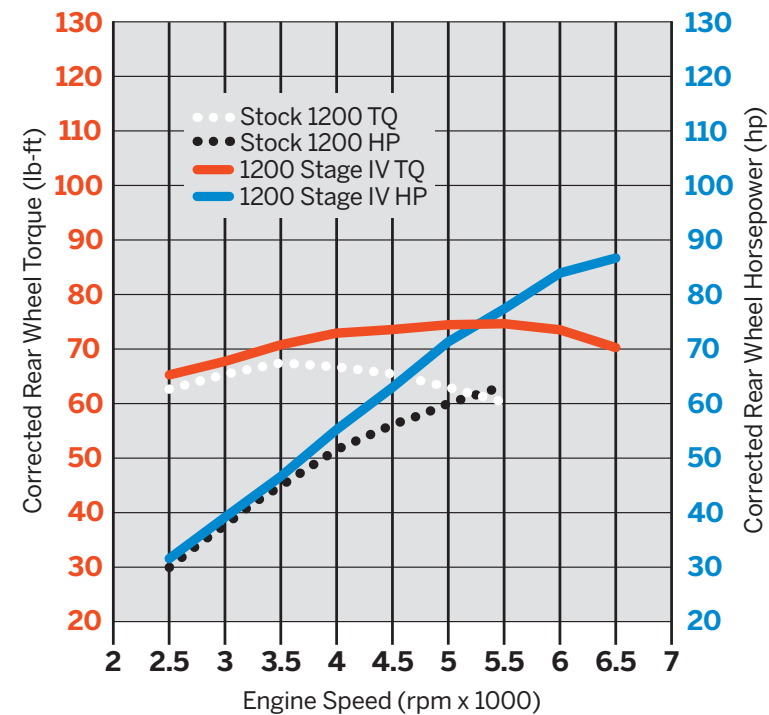


* 883 to 1200 Conversion with Street Cannon Mufflers

Street legal and/or street compliant statements refer to product meeting 50-State emissions and noise standards in the United States.

The street legal and/or street compliant statements may not apply to markets outside of the United States.

Sportster 1200 Stock vs. 1200 Stage IV*



* 1200 Stage IV with 58MM Heavy Breather A/C & Street Cannon Mufflers

Street legal and/or street compliant statements refer to product meeting 50-State emissions and noise standards in the United States.

The street legal and/or street compliant statements may not apply to markets outside of the United States.

SCREAMIN' EAGLE® MULTI-FIT ACCESSORIES

When building a performance powertrain, don't overlook the small stuff. After all, good clean air and a powerful spark are essential for maximum power and engine life. Air cleaner covers and washable K&N® air filters are available to dress your bike in style while maximizing the flow of air to your engine, and Screamin' Eagle® premium spark plugs and plug wires will keep the fire burning.



Air Filters

A. SCREAMIN' EAGLE® HIGH-FLO K&N® REPLACEMENT AIR FILTER ELEMENT



A. SCREAMIN' EAGLE HIGH-FLO K&N REPLACEMENT AIR FILTER ELEMENT

K&N® replacement air filters are engineered to improve airflow for increased horsepower and quicker acceleration. K&N filters provide excellent filtration, and because they are washable and reusable, you can clean the filter whenever conditions demand. Designed as direct replacements for specified fitments.

- 1. 29400020** High-Flow – Multi-fit.
Fits '07-'22 XL, '99-'07 Dyna®, '00-'15 Softail® and '99-'07 Touring models equipped with High-Flow Air Cleaner Kits. Replacement for P/N 29442-99E.
- 2. 29400355** High-Flow – Multi-fit.
Fits '18-later Softail and '17-later Touring and Trike models equipped with round High-Flow Air Cleaner P/N 29400355 or 29400356.
- 3. 29400019** High-Flow – Touring.
Fits '16-'17 Softail and '08-'16 Touring and Trike models equipped with High-Flow Air Cleaner Kits. Replacement for P/N 29244-08.
- 4. 29400247** High-Flow – Wedge Milwaukee-Eight® Engine.
Fits '17-later Touring and Trike models equipped with Wedge High-Flow Air Cleaner Kit P/N 29400245 or 29400246.
- 5. 29400065** Extreme Billet.
Fits '15-'20 XG, '16-'17 Softail and '08-'16 Touring and Trike models equipped with Extreme Billet Agitator and Chisel Air Cleaner Kits.
- 5. 29400359** Extreme.
Fits '18-later Softail and '17-later Touring and Trike models equipped with round High-Flow Air Cleaner P/N 29400357.
- 5. 29400118** Extreme Billet & Rail.
Fits '07-'22 XL, '08-'17 Dyna and '08-'15 Softail and models equipped with Extreme Billet Chisel and Agitator or Rail Collection Air Cleaner Kits.
- 6. 29400109** Burst Collection.
Fits '08-'17 Dyna and Softail models, '08-'16 Touring and Trike models equipped with Burst Collection Air Cleaner Kits.
- 7. 29400022A** Ventilator – Multi-fit.
Fits models equipped with Twin Cam Ventilator and Extreme Billet Ventilator Performance Air Cleaner Kits. Replacement for P/N 29670-09.
- 8. 29400293** Ventilator – Milwaukee-Eight Engine.
Fits '18-later Softail, '17-later Touring and Trike models equipped with Ventilator Air Cleaner P/N 29400298 or 29400299.



A. SCREAMIN' EAGLE HIGH-FLO K&N REPLACEMENT AIR FILTER ELEMENT – HEAVY BREATHER

- 9. 29424-05B** Heavy Breather – Multi-fit, Chrome.
Fits models equipped with Heavy Breather Kit P/N 29098-09, 29299-08, 29080-09 or 29264-08.
- 9. 29702-08B** Heavy Breather – Touring, Chrome.
Fits models equipped with Heavy Breather Kit P/N 29006-09B, 29253-08B, 29000065 or 29400105.
- 29400297** Heavy Breather – Touring, Black.
Fits '16-'17 FXDLS and models equipped with Heavy Breather Kit P/N 29006-09B, 29253-08B, 29000065 or 29400105.
- 10. 28714-10** Heavy Breather – Compact, Chrome.
Fits '08-'16 Touring and Trike models equipped with Compact Heavy Breather Kit P/N 28716-10A.
- 11. 29400141** Heavy Breather Elite, Chrome.
Fits models equipped with Screamin' Eagle® Heavy Breather Elite Performance Air Cleaner Kit P/N 29400407 and 29400406.
- 27300139** Heavy Breather Elite, Black.
Replacement air filter for models equipped with Screamin' Eagle Heavy Breather Elite Performance Air Cleaner Kit P/N 29400285.



A. SCREAMIN' EAGLE HIGH-FLO K&N REPLACEMENT AIR FILTER ELEMENT – MILWAUKEE-EIGHT HEAVY BREATHER

- 12. 29400276** Heavy Breather – Milwaukee-Eight Engine, Black.
Fits '18-later Softail, '17-later Touring (except '23-later FLHXSE and FLTRXSE and '24-later FLHX and FLTRX) and Trike models equipped with Heavy Breather Air Cleaner P/N 29400263 or 29400264.
- 13. 29400275** Heavy Breather – Milwaukee-Eight Engine, Chrome.
Fits '18-later Softail, '17-later Touring (except '23-later FLHXSE and FLTRXSE and '24-later FLHX and FLTRX) and Trike models equipped with Heavy Breather P/N 29400440 or 29400442 or models with Heavy Breather Kits P/N 29400263 or 29400264.

SCREAMIN' EAGLE

340 SCREAMIN' EAGLE®

Spark Plugs

A. SCREAMIN' EAGLE® PERFORMANCE SPARK PLUGS

Screamin' Eagle® Spark Plugs feature double platinum coating for superior erosion resistance and extended life. The "V" trimmed ground electrode reduces shrouding of the flame front to promote flame propagation, and the fine wire center electrode enhances startups and ignitability. Screamin' Eagle Plugs feature Ribbed Core Technology (RCT) that provides resistance to fouling, and are designed with Original Equipment-style noise suppression to prevent electrical interference with radios and CB communication equipment. Works great in racing applications where rich air/fuel conditions are required. Unique style with Screamin' Eagle logo. Sold in pairs.

Standard Compression Applications

Designed for modified engines including performance carburetors, high-flow air cleaners, camshafts, exhaust systems and ignition systems in conjunction with stock compression ratios.

31600106 Standard Compression Applications. Fits '99-later Twin Cam-equipped models, and '86-later Evolution® Sportster® 883, 1100 and 1200 models.

31600085 Standard Compression Applications. Fits '15-'20 XG models and '17-later Milwaukee-Eight® engine equipped models.

31600180 Fits '21-later Revolution Max engine equipped models.

High Compression Applications


These plugs are designed for high-performance applications involving modifications in high-flow air cleaners, camshafts, exhaust, performance heads, ignition components, higher compression ratios above Original Equipment configurations or engines specific for racing applications.

31600105 High Compression Applications. Fits '99-later Twin Cam-equipped models. '86-'22 XL and XR and Evolution I340 models equipped with Screamin' Eagle Performance Cylinder Heads.

B. SCREAMIN' EAGLE 10MM PHAT SPARK PLUG WIRES – CUT TO LENGTH

Fat 10mm plug wires add dimension and style to your ride. Screamin' Eagle boot design and suppression core wires ensure solid connection and maximum voltage transfer between coil and plugs. Screamin' Eagle script printed along the wire to add style.

32095-98B Black. Multi-Fit – Cut to length. Fits '86-'03 XL models (except XL1200S), '91-'98 Dyna® models, '85-'99 Softail® models and '80-'84 Touring models.



A. SCREAMIN' EAGLE PERFORMANCE SPARK PLUG



B. SCREAMIN' EAGLE 10MM PHAT SPARK PLUG WIRES – CUT TO LENGTH



C. SCREAMIN' EAGLE 10MM PHAT SPARK PLUG WIRES – RED



C. SCREAMIN' EAGLE 10MM PHAT SPARK PLUG WIRES – ORANGE



C. SCREAMIN' EAGLE 10MM PHAT SPARK PLUG WIRES – BLACK



C. SCREAMIN' EAGLE 10MM PHAT SPARK PLUG WIRES

SCREAMIN' EAGLE® 341

Spark Plug Wires

C. SCREAMIN' EAGLE® 10MM PHAT SPARK PLUG WIRES

Fat 10mm plug wires add dimension and style to your ride. Screamin' Eagle® boot design and suppression core wires ensure solid connection and maximum voltage transfer between coil and plugs. Screamin' Eagle script printed along the wire to add style.

Fits '15-'20 XG models.

31600048A Black.

31600051A Orange.

Fits '07-'22 XL models.

31901-08A Black.

31902-08A Orange.

Fits '04-'06 XL models.

31958-04B Black.

31956-04B Orange.

Fits '86-'03 XL models (except XL1200S).

32092-98B Black.

31963-89B Orange.

Fits '99-'17 Dyna® models.

31930-99C Black.

31944-99C Orange.

31937-99C Red.

Fits '91-'98 Dyna, '85-'99 Softail® and '80-'84 Touring models.

32093-98B Black.

31964-89C Orange.

Fits '18-later Softail models.

31600111A Black.

31600113A Orange.

31600112A Red.

Fits '00-'17 Softail models (except FXCW, FXCWC, FXS and '13-'16 FXSB models).

31907-08A Black.

32360-00C Orange.

32359-00C Red.

Fits '08-'16 FXCW, FXCWC, FXS and FXSB models.

31965-08A Black.

31967-08A Red.

Fits '17-later Touring (except '23-later FLHXSE, FLTRXSE, '24-later FLHX, FLTRX, FLTRXSTSE and '25-later FLHXU), and Trike models.

31600108 Black.

31600110 Orange.

31600109 Red.

Fits '09-'16 Touring and Trike models.

32303-08A Black.

32325-08A Orange.

32318-08A Red.

Fits '99-'08 Touring models.

31932-99C Black.

31946-99C Orange.


31939-99C Red.

Street legal and/or street compliant statements refer to product meeting 50-State emissions and noise standards in the United States.

The street legal and/or street compliant statements may not apply to markets outside of the United States.

SCREAMIN' EAGLE® CRATE ENGINE & DRIVE TRAIN COMPONENTS

Fresh from the factory, Harley-Davidson® Crate Engines are the ideal platform for building your high-performance ride. And once you've put your heart and soul into achieving just the type of horsepower and torque numbers you crave, we offer everything you need to get all that power to the pavement.



A. SCREAMIN' EAGLE® 135CI STAGE IV PERFORMANCE CRATE ENGINE (16200980 SHOWN)



A. SCREAMIN' EAGLE® 135CI STAGE IV PERFORMANCE CRATE ENGINE (16200977 SHOWN)

STAGE IV

Crate Engines

A. SCREAMIN' EAGLE® 135CI STAGE IV PERFORMANCE CRATE ENGINE

For the rider demanding no-compromise performance. This is the most displacement, and the most power, ever created by Harley-Davidson for a street-compliant crate performance engine. Engineered by the pros at Harley-Davidson and built from the bottom up in Milwaukee, this street-tuned 135-cubic-inch Screamin' Eagle® Crate Engine is designed to deliver instant arm-stretching torque through the entire rpm range. Made for riders seeking maximum displacement, compression, and flow, it delivers 144 horsepower and 149 ft-lb of torque to the rear wheel! The 135ci engine compression ratio is 11.6:1. Exclusive 135 and Stage IV badging on the cylinder heads, and timer cover to highlight the powerplant.

This street-ready performance motor features the finest Screamin' Eagle® components. Many of these new components were informed by extensive testing by the Harley-Davidson Factory Racing Team for the King of the Baggers racing series. The 135ci Crate engine consists of: All-new Screamin' Eagle® Extreme CNC-ported cylinder heads, new SE8-550 high-lift cam, new high-compression forged pistons, 68mm throttle body and new CNC-machined Extreme Flow 68mm intake manifold, high-performance cam bearing, high-performance tappets, new patent-protected 4.31" steel sleeve cylinders, 4 5/8" flywheel, 6.8 g/sec fuel injectors, and Screamin' Eagle® Pro Billet Cam Plate and Oil Pump.

- We've done your homework. Engineered and tested as a complete collection of high-performance components by the Screamin' Eagle® pros at Harley-Davidson. This combination is designed for wide open throttle along with high end RPMs and a significant torque increase from a cruising speed.

- Ready for bolt-in installation in the Original Equipment-style chassis of your Touring bike.

- No special fabrication or engine-mount relocation is required.

- Factory assembled at the Powertrain Operations facility in Milwaukee, Wisconsin.

- Screamin' Eagle products are not available for sale and are not street legal in all countries. Please contact your local dealer for more information.

Fits '23-later FLHXSE and FLTRXSE, '24-later FLHX, FLTRX, and FLTRXSTSE and '25-later FLHXU models. Requires separate purchase of Head Pipe P/N 65600177. Requires ECM recalibration with Pro Street Tuner for proper installation. Does not fit California models.

16200980 Black Highlighted/Gloss Black.

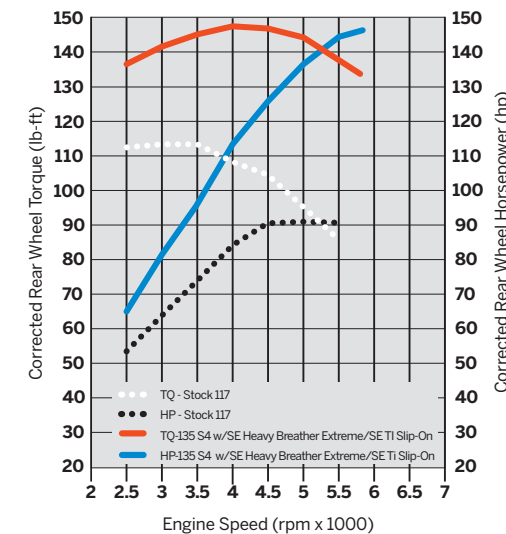
16200979 Black Highlighted/Chrome.

16200977 Black Granite/Chrome.

16200978 Black Granite/Gloss Black.

STAGE IV

Milwaukee-Eight 135 Stage 4 Crate Engine vs 117 Touring - SE Heavy Breather Extreme Air Cleaner/ SE Titanium Slip-On Mufflers - FLTRX



Street legal and/or street compliant statements refer to products meeting EPA (49-State) and/or California (50-State) emissions and noise standards in the United States as specified.

The street legal and/or street compliant statements may not apply to markets outside of the United States.

344 SCREAMIN' EAGLE®

Crate Engines

A. SCREAMIN' EAGLE® 135CI STAGE IV PERFORMANCE CRATE ENGINE - AIR/OIL COOLED

For the rider demanding for no-compromise performance. This is the most displacement, and the most power, ever created by Harley-Davidson for a street-compliant crate performance engine. Engineered by the pros at Harley-Davidson and built from the bottom up in Milwaukee, this street-tuned 135-cubic-inch Screamin' Eagle® Crate Engine is designed to run with a wide-open throttle at high engine speeds and provide instant passing power from cruising speed. Made for riders seeking maximum displacement, compression, and flow, it delivers 143 ft-lb of torque to the rear wheel as soon as the throttle is cranked. Stage IV equipped engine includes 135 Stage IV badging on the cylinder heads and timer cover to highlight the powerplant. This street-ready performance motor features the finest Screamin' Eagle® components: Screamin' Eagle® Extreme CNC-ported cylinder heads, SE8-517 high-lift cam, new high-compression forged pistons, high-performance cam bearing, high-performance tappets, patent-protected 4.31" steel sleeve cylinders, new 4 5/8" flywheel, new 68mm throttle body and CNC-machined 68mm intake manifold, new 6.8 g/sec fuel injectors, and Screamin' Eagle® Pro Billet Cam Plate and Oil Pump.

- We've done your homework. Engineered and tested as a complete collection of high-performance components by the Screamin' Eagle® pros at Harley-Davidson. This combination is designed for wide open throttle along with high end RPMs and a significant torque increase from a cruising speed.
- Ready for bolt-in installation in the Original Equipment-style chassis of your Touring bike
- No special fabrication or engine-mount relocation is required
- Factory assembled at the Powertrain Operations facility in Milwaukee, Wisconsin
- Choice of Black or Chrome finish

Fits '21-later Touring models equipped with Air/Oil-Cooled Milwaukee-Eight® engine. Does not fit Trike models. Requires separate purchase of Head Pipe P/N 65600177 and Oil Cooler Fan Assist P/N 62700204 or Fan for Factory Oil Cooler P/N 26800195. All models require ECM recalibration with Screamin' Eagle Pro Street Tuner for proper installation. Does not fit California models. Does not fit Center Cooled models.

- 16200786 Black.
- 16200784 Chrome.

STAGE IV



A. SCREAMIN' EAGLE® 135CI STAGE IV PERFORMANCE CRATE ENGINE - AIR/OIL COOLED - BLACK

STAGE IV



B. SCREAMIN' EAGLE® 135CI STAGE IV PERFORMANCE CRATE ENGINE - TWIN COOLED™ - BLACK

SCREAMIN' EAGLE® 345

Crate Engines

B. SCREAMIN' EAGLE® 135CI STAGE IV PERFORMANCE CRATE ENGINE - TWIN COOLED™

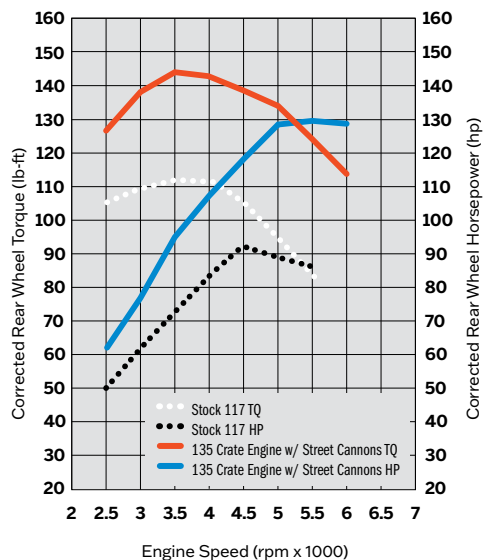
For the rider demanding for no-compromise performance. This is the most displacement, and the most power, ever created by Harley-Davidson for a street-compliant crate performance engine. Engineered by the pros at Harley-Davidson and built from the bottom up in Milwaukee, this street-tuned 135-cubic-inch Screamin' Eagle® Crate Engine is designed to run with a wide-open throttle at high engine speeds and provide instant passing power from cruising speed. Made for riders seeking maximum displacement, compression, and flow, it delivers 143 ft-lb of torque to the rear wheel as soon as the throttle is cranked. Stage IV equipped engine includes 135 Stage IV badging on the cylinder heads and timer cover to highlight the powerplant. This street-ready performance motor features the finest Screamin' Eagle® components: Screamin' Eagle® Extreme CNC-ported cylinder heads, SE8-517 high-lift cam, new high-compression forged pistons, high-performance cam bearing, high-performance tappets, patent-protected 4.31" steel sleeve cylinders, new 4 5/8" flywheel, new 68mm throttle body and CNC-machined 68mm intake manifold, new 6.8 g/sec fuel injectors, and Screamin' Eagle® Pro Billet Cam Plate and Oil Pump.

- We've done your homework. Engineered and tested as a complete collection of high-performance components by the Screamin' Eagle® pros at Harley-Davidson. This combination is designed for wide open throttle along with high end RPMs and a significant torque increase from a cruising speed.
- Ready for bolt-in installation in the Original Equipment-style chassis of your Touring bike
- No special fabrication or engine-mount relocation is required
- Factory assembled at the Powertrain Operations facility in Milwaukee, Wisconsin
- Choice of Black or Chrome finish

Fits '21-later Touring models equipped with Twin-Cooled™ Milwaukee-Eight® engine. Does not fit Trike models. Requires separate purchase of Head Pipe P/N 65600177. All models require ECM recalibration with Screamin' Eagle Pro Street Tuner for proper installation. Does not fit California models. Does not fit Center Cooled models.

- 16200787 Black.
- 16200785 Chrome.

Milwaukee-Eight 135 Crate Engine w/ Extreme Ventilator and Street Cannons vs. Stock 117



Street legal and/or street compliant statements refer to products meeting EPA (49-State) and/or California (50-State) emissions and noise standards in the United States as specified.

The street legal and/or street compliant statements may not apply to markets outside of the United States.



A. SCREAMIN' EAGLE® 135CI STAGE IV PERFORMANCE CRATE ENGINE - AIR/OIL COOLED - CHROME



B. SCREAMIN' EAGLE® 135CI STAGE IV PERFORMANCE CRATE ENGINE - TWIN COOLED™ - CHROME

Street legal and/or street compliant statements refer to products meeting EPA (49-State) and/or California (50-State) emissions and noise standards in the United States as specified.

The street legal and/or street compliant statements may not apply to markets outside of the United States.

SCREAMIN' EAGLE

346 SCREAMIN' EAGLE®

Milwaukee-Eight® Engines

A. SCREAMIN' EAGLE® MILWAUKEE-EIGHT® ENGINE 131 CI PERFORMANCE CRATE ENGINE

Leave other riders in the dust with the biggest, most powerful street-compliant crate performance engine Harley-Davidson has ever created. Built from the bottom up in Milwaukee, this street-tuned 131-cubic-inch Screamin' Eagle® Crate Engine is designed to run with a wide-open throttle at high engine speeds and provide instant passing power from cruising speed. Made for riders seeking maximum displacement, compression and flow, it delivers 135 ft-lb of torque to the rear wheel as soon as the throttle is cranked. Stage IV equipped engine includes 131 Stage IV badging on the cylinder heads and timer cover to highlight the powerplant. Ready for bolt-in installation in the Original Equipment-style chassis of your Softail® bike. No special fabrication or engine-mount relocation is required. Engine features one-year manufacturer's warranty for unmatched confidence.

49-State U.S. EPA Compliant on select '18-later Softail® Models. Refer to www.H-D.com/Shop for status.

Performance components include:

- Engraved CNC-ported cylinder head with CNC-machined chamber and 1mm larger valves
- SE8-517 high-lift cam
- High-compression 10.7:1 forged pistons.
- High-performance cam bearing
- High-performance tappets
- Patent-protected 4.31" steel sleeve cylinders.
- 64mm throttle body and cast manifold
- 5.5 g/sec fuel injector

Fits '18-'24 Softail® models. FXFB and FXFBS models require separate purchase of Screamin' Eagle Softail High-Flow Exhaust System P/N 64900828 or 64900829. '18 107ci models require separate purchase of SE High-Capacity Clutch Plate Kit P/N 37000258. FXDR114 models require the separate purchase of 65600300. All models require ECM calibration with Screamin' Eagle Pro Street Tuner for proper installation. Does not fit California models.

16200341 Black & Chrome.

16200342 Black & Gloss Black.



A. SCREAMIN' EAGLE® MILWAUKEE-EIGHT® ENGINE 131 CI PERFORMANCE CRATE ENGINE


347 SCREAMIN' EAGLE®

Milwaukee-Eight® Engines

B. MILWAUKEE-EIGHT® CRATE ENGINE

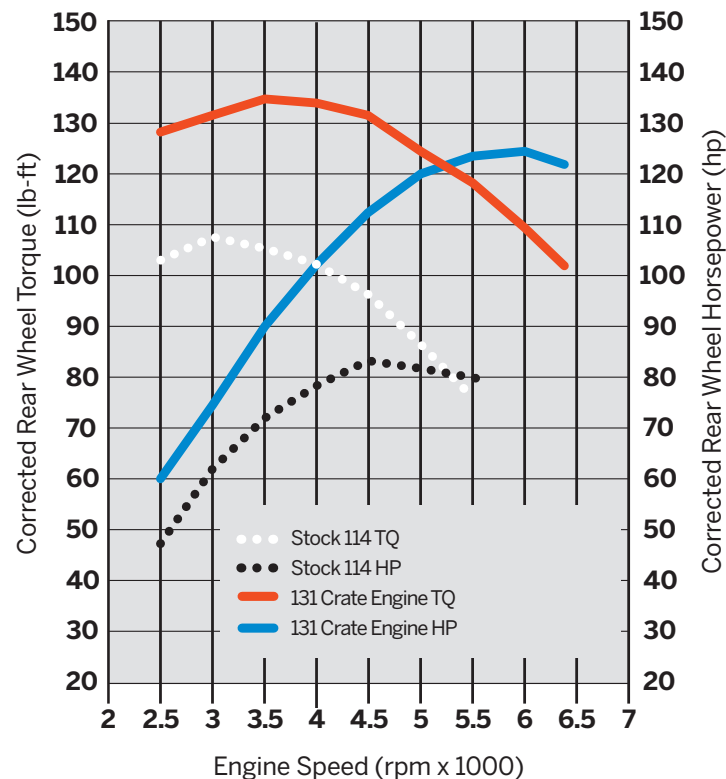
The Milwaukee-Eight® engine has brought a whole new ride to the Harley-Davidson family. They're the most powerful, coolest-running motors we've ever built. Smoother, stronger and more durable. With crisper throttle response and truer, cleaner sound. Four valves per cylinder, single chain-driven cam, dual spark plugs, counter-balanced and rubber mounted. Developed and proven over countless miles and millions of hours. Every single part is new, engineered to give you more performance and more of the feeling you want from an engine. Today, it's a whole new ride. And now, you can get the most technologically advanced V-Twin engines to refresh your ride. Available in 107CI and 114CI configurations, these Milwaukee-Eight engines are street compliant when installed in the models specified. Manufactured to the latest specifications, these engines are available in a variety of finishes to suit your customizing direction. Does not include intake system, timer cover, stator, rotor or compensating sprocket.

See your Dealer for details.



B. MILWAUKEE-EIGHT CRATE ENGINES

Milwaukee-Eight 114 Softail Stock vs. 131 Softail Crate Engine w/ Ventilator A/C



Street legal and/or street compliant statements refer to products meeting EPA (49-State) and/or California (50-State) emissions and noise standards in the United States as specified.

The street legal and/or street compliant statements may not apply to markets outside of the United States.

NOTE: Replacement engines must be re-fitted with emission control devices and systems appropriate for the vehicle model and model year in order to ensure emissions compliance. Failure to do so constitutes tampering under U.S. EPA guidelines and can lead to substantial fines and penalties.

Legal for use on public roads only when installed in the specified models. Not legal for use on public roads when installed in models other than the ones specified and not eligible for the P&A warranty when installed in models other than the ones specified. Please see the Parts and Accessories warranty statement and your dealer for more information.

NOTE: Replacement engines must be re-fitted with emission control devices and systems appropriate for the vehicle model and model year in order to ensure emissions compliance. Failure to do so constitutes tampering under U.S. EPA guidelines and can lead to substantial fines and penalties.

Legal for use on public roads only when installed in the specified models. Not legal for use on public roads when installed in models other than the ones specified and not eligible for the P&A warranty when installed in models other than the ones specified. Please see the Parts and Accessories warranty statement and your dealer for more information.

Street legal and/or street compliant statements refer to product meeting 50-State emissions and noise standards in the United States.

The street legal and/or street compliant statements may not apply to markets outside of the United States.

SCREAMIN' EAGLE® 348

Twin Cam SE120ST Crate Motor

A. SCREAMIN' EAGLE® SE120ST STREET PERFORMANCE CRATE MOTOR

This street-tuned 120-cubic-inch Screamin' Eagle® Crate Motor takes your bagger from mild to wild. This engine is designed for bolt-in installation in the Original Equipment-style chassis of your Touring bike. No special fabrication or engine mount relocation is required. The crankcase, cylinders and heads are painted black, and feature machined aluminum highlights and chrome covers for a stunning "show-and-go" look. Equipped with the ultimate large bore Screamin' Eagle 58mm Throttle Body (18% larger than stock), this engine is capable of producing 106 horsepower and 117 lb-ft of torque at the rear wheel. Engine features one-year manufacturer's warranty. For best performance results, we recommend combining this engine with your choice of Screamin' Eagle 58mm High-Flow Air Cleaner and the Screamin' Eagle High Flow Exhaust System P/N 64800022.

This engine is 50-State U.S. EPA compliant when used with Original Equipment mufflers or the Screamin' Eagle Street Performance Exhaust System P/N 64800022. All models require ECM calibration (priced separately). U.S. delivered engines include Manufacturer's Statement of Origin (MSO).

Developed and tested in Milwaukee, this motor features the finest Screamin' Eagle components:

- 4.060 big-bore cylinders.
- 4-5/8" stroke SE Pro stroker flywheel and rod assembly.
- 10.5:1 high-compression nickel-plated forged pistons with Teflon® coated skirt.
- Titanium SST piston rings.
- SE-259E high-lift cams.
- Perfect-Fit pushrods.
- SE high-performance lifters.
- CNC-ported MVA heads with automatic compression release.
- Screamin' Eagle Pro High-Flow 58mm EFI Throttle Body, high-flow injectors and manifold clamps.
- Machined lower rocker boxes for valve spring collar clearance.
- Factory-machined engine cases.
- Unique piston oilers for stroker clearance.
- Screamin' Eagle inner crankcase full complement cam needle bearings.
- SE Lefty high-performance crankcase output bearing and nitride bearing race.
- SE Performance spark plugs.
- 120ST cam cover and cylinder head medallions.

19221-15

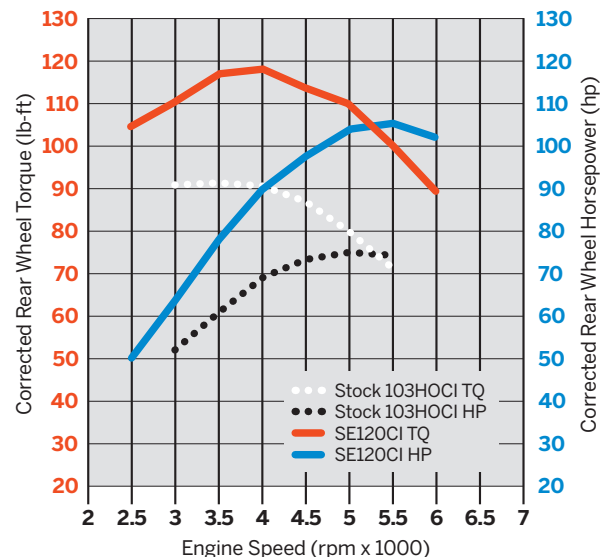
Fits 50-state '10-'16 Touring models. Does not fit Twin-Cooled™ models. Does not fit Trike. '10 Touring models require Screamin' Eagle Big Twin Compensator Kit P/N 40100061. All models require ECM calibration for proper installation. '10-'13 Touring models can be programmed by Dealer (sold separately). '14-'16 Touring models can be calibrated using the Screamin' Eagle Pro Street Tuner (sold separately).

Street legal and/or street compliant statements refer to product meeting 50-State emissions and noise standards in the United States.

The street legal and/or street compliant statements may not apply to markets outside of the United States.



Twin Cam 103HO Stock vs. SE120ST Crate Motor with Stock Exhaust



SCREAMIN' EAGLE® 349

Milwaukee-Eight® Stage I Upgrade

B. SCREAMIN' EAGLE® RACING KING 6 TRANSMISSION

Born from racing, the Screamin' Eagle® Racing - King 6 is a battle-tested performance transmission developed by the Harley-Davidson Factory Race Team competing in the Mission King of the Baggers series. Engineered for enhanced gear engagement and durability. Key features include modified back-cut angles on the shift dogs to improve gear engagement and super premium heat treat and shot peening on gears and shafts ensure race-tough strength and durability. You'll enjoy the smooth shifting performance and know this transmission is built for extreme performance in mind.

- Bolt-in installation.
- Super premium heat treated and shot peened gears ensure race-tough strength and durability.
- Torque capacity increased by +25% over the Original Equipment transmission.
- Smooth gear engagement for quicker shifts.
- Back cut gears and shift lug/pockets undercut for improved engagement and reduced friction.
- Upgraded bearings Screamin' Eagle branding on bearing door (P/N 36300037 only).
- Installation kit (P/N 36300043) includes gaskets, O-rings, main drive seal and bearing, and inner primary bearing race (sold separately).
- Transmission gears and shafts may have a blue coating. This blue coating is a manufacturing aid and will not affect King 6 Transmission or Oil Performance. Upon first fluid change the oil may have a slight discoloration.

36300041

Fits '23-later Center-Cooled Touring models and '25-later Softail® models. Installation requires separate purchase of Gasket Installation Kit P/N 36300043.

36300037

Fits '07-'24 Touring, '07-'24 Softail® and '06-'17 Dyna® models. Does not fit '23-Later Center-Cooled Touring models. Installation requires separate purchase of Gasket Installation Kit P/N 36300043.

C. SCREAMIN' EAGLE RACING GASKET INSTALLATION KIT FOR KING 6 TRANSMISSIONS

Installation kit includes gaskets, O-rings, main drive seal and bearing, and inner primary bearing race.

36300043

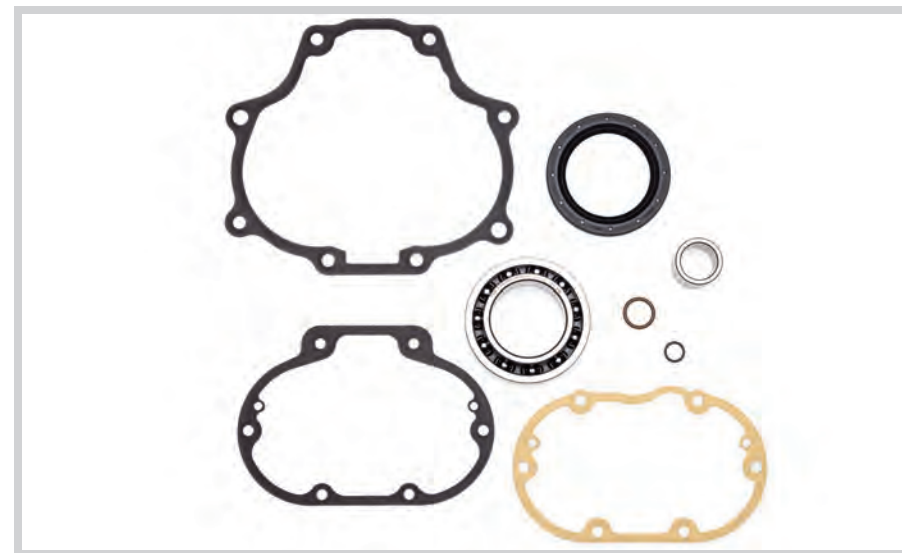
Required for installation of Screamin' Eagle King-6 transmission P/N 36300037 or 36300041.



B. SCREAMIN' EAGLE® RACING KING 6 TRANSMISSION



B. SCREAMIN' EAGLE® RACING KING 6 TRANSMISSION



C. SCREAMIN' EAGLE® RACING GASKET INSTALLATION KIT FOR KING 6 TRANSMISSIONS

NOTE: There is no warranty on exhaust pipes and mufflers with regard to any discoloration. Blueing is caused by tuning characteristics, cam timing, carburetor jetting, over-heating, etc. and is not caused by defective manufacturing.

Street legal and/or street compliant statements refer to product meeting 50-State emissions and noise standards in the United States.

The street legal and/or street compliant statements may not apply to markets outside of the United States.

350 SCREAMIN' EAGLE®

Clutch & Drivetrain

A. SCREAMIN' EAGLE® HIGH CAPACITY CLUTCH KIT – MILWAUKEE-EIGHT® ENGINE

The Screamin' Eagle® High Capacity Clutch Kit increases the drivetrain's ability to reliably support high torque applications without significantly increasing lever effort. Designed to fit in the stock clutch basket, this kit provides smooth shifting, progressive engagement, and works with the factory Assist and Slip clutch system to keep clutch lever effort similar to the stock levels. Kit contains 10 fiber clutch plates and 10 contact plates – one more than Original Equipment – and 3-1200 Newton clutch springs. This combination provides 11% more clutch surface area for greater power handling capability.

37000287

Fits '18-later Softail® and '17-later Touring models.

B. SCREAMIN' EAGLE HIGH CAPACITY CLUTCH PLATE KIT – MILWAUKEE-EIGHT ENGINE

Replacement clutch plates for the Screamin' Eagle High Capacity Clutch Kit P/N 37000287. Kit includes 9 fiber friction plates and 10 contact plates.

37000258

Fits '18-later Softail and '17-later Touring models.

C. MILWAUKEE-EIGHT ENGINE CLUTCH SPRINGS – 1275N

High-tension springs are engineered to add additional clutch capacity in high torque and high horsepower applications. Kit includes 3-1275 Newton (N) coil springs, and is designed to complement the Screamin' Eagle High Capacity Clutch Plate Kit P/N 37000258. When combined with the High Capacity Clutch Plate Kit, torque capacity is increased to the maximum level available. Installation will increase capacity and lever effort. Springs can be installed without removing the outer primary cover.

37000286

Fit's '18-later Softail and '17-later Touring models.

D. MILWAUKEE-EIGHT ENGINE CLUTCH SPRINGS – 1200N

Replacement clutch springs for the Screamin' Eagle High Capacity Clutch Kit P/N 37000287. Kit includes 3-1200 Newton (N) coiled clutch springs. Installation of these springs with Original Equipment clutch plates will increase clutch capacity and lever effort. Springs can be installed without removing the outer primary cover. Included in Milwaukee-Eight® Stage III and IV Kits.

37000288

Fit's '18-later Softail and '17-later Touring models.



A. SCREAMIN' EAGLE HIGH CAPACITY CLUTCH KIT – MILWAUKEE-EIGHT ENGINE

Configuration	Max Crankshaft Torque (ft. lbs.)	% Increase in Torque Capacity Over Milwaukee-Eight® 107 OE Clutch	Approximately Lever Effort (lb)
Milwaukee-Eight 107Cl Original Equipment (9-Disk/1100N Spring)	125	—	14.6
9 Disk/1200N Spring	134	7.2%	16
9 Disk/1275 Spring	143	14.4%	17
Milwaukee-Eight 114Cl Original Equipment (10 Disk/1100N Spring) (P/N 37000287)	139	11.2%	14.6
Screamin' Eagle High Capacity Clutch Kit 10 Disk/1200N Spring	150	20%	16
10 Disk/1275N Spring	160	28%	17



B. SCREAMIN' EAGLE HIGH CAPACITY CLUTCH PLATE KIT – MILWAUKEE-EIGHT ENGINE




C. MILWAUKEE-EIGHT ENGINE CLUTCH SPRINGS – 1275N



D. MILWAUKEE-EIGHT ENGINE CLUTCH SPRINGS – 1200N



E. SCREAMIN' EAGLE BIG TWIN COMPENSATOR



F. SCREAMIN' EAGLE VARIABLE PRESSURE CLUTCH

SCREAMIN' EAGLE® 351

Clutch & Drivetrain

E. SCREAMIN' EAGLE® BIG TWIN COMPENSATOR

This premium compensator has been engineered with heavier springs and increased travel to support the high torque output associated with high-compression race and large displacement engines. Designed to outperform the Original Equipment compensator, this unit helps protect the engine and driveline components during harsh drag race launches. Compensator features improved oil passages, oil deflectors and a needle bearing thrust washer that improves the overall operation of these components.

42200064A

Fits '12-'13 Dyna®, '12-'13 Softail® (except FXCW, FXCWC, FXSB, FXSBSE and '09 FXSTSSE), '11-'13 Touring and '09-'13 Trike models. Original Equipment on '14-'17 Dyna, Softail and '14-'16 Touring models. Requires separate purchase of Installation Adhesive Kit P/N 11100088.

40100061

Fits '06-'11 Dyna, '07-'11 Softail (except FXCW and FXCWC), '07-'10 Touring, and '07-'09 CVO™ (except '09 FXSTSSE) models. Does not fit Trike. Requires separate purchase of Installation Adhesive Kit P/N 11100088. Kit includes Rotor Assembly P/N 30041-08. Installation on '06 Dyna models require separate purchase of '07-style stator.

42200095A

Fits '08-'12 FXCWC and '09 FXSTSSE models and '13-later FXSB models. If P/N 40274-08A has been installed previously, the rotor shell, P/N 30041-08A is not required.

F. SCREAMIN' EAGLE VARIABLE PRESSURE CLUTCH

Get more performance from the Original Equipment clutch. The Screamin' Eagle® Variable Pressure Clutch is designed to help put the added power from a Screamin' Eagle Stage Kit to the pavement. This bolt-on kit harnesses the centrifugal force of spinning weights to increase the clutch capacity as engine speed increases. The mechanism applies increasing pressure to the stock clutch pressure plate as RPM rises. The result: high torque-handling capabilities without increasing clutch lever effort at idle. The Variable Pressure Clutch also provides smoother clutch disengagement at lower speed. Kit fits behind most stock derby covers with no modifications. See installation manual for additional accessory derby cover fitment information.

To match the performance demands of your engine, team the Variable Pressure Clutch with your choice of clutch diaphragm springs. We recommend the higher-capacity Screamin' Eagle Diaphragm Spring P/N 37951-98 for major performance upgrades.

	Lever Effort	Torque Capacity
Original Equipment Spring	Same as stock	120 ft-lbs
SE Spring P/N 37951-98	35% greater than stock	153 ft-lbs

37000121A

Fits '99-'17 Evolution® 1340 and Twin Cam-equipped models. Will not fit '16-later Touring and Trike models, '15-later FLHTCUL or FLHTKL models or '07-later Touring or Trike models equipped with Narrow-Profile Outer Primary Cover P/N 25700385 or 25700438. Will not fit '13-later CVO models with hydraulic actuated clutch, '16-'17 FXDLS, FLSS and FLSTFB, or '14-later Touring and Trike models equipped with Screamin' Eagle A&S Clutch Kit P/N 37000026. Derby Covers P/N 25001-03, 25441-04A, 25770-99, 25331-10, 25339-10, 25700250 and 25700062 require Spacer Kit P/N 37000123. Does not fit Derby Covers P/N 25347-02 or 25345-01.

Street legal and/or street compliant statements refer to product meeting 50-State emissions and noise standards in the United States.

The street legal and/or street compliant statements may not apply to markets outside of the United States.

Street legal and/or street compliant statements refer to product meeting 50-State emissions and noise standards in the United States.

The street legal and/or street compliant statements may not apply to markets outside of the United States.

352 SCREAMIN' EAGLE®

Clutch & Drivetrain

A. SCREAMIN' EAGLE® TWIN CAM PERFORMANCE ASSIST AND SLIP (A&S) CLUTCH KIT

Developed for the high-thrust 110CI engine featured as Original Equipment on '14-later CVO™ models, this A&S clutch provides significantly increased torque-handling capacity (135lb/ft). Clutch is designed to improve engagement grip and provides minor slippage during downshifting to reduce shock to the power train. Reduces hand lever pull effort by over 1 pound. Complete kit features improved clutch plates for enhanced wear resistance and is the perfect addition when installing a high-output Screamin' Eagle® Stage Kit.

37000026

Fits '14-'16 Touring and Trike models with hydraulic clutch actuator. Original Equipment on FXDLS, FLSS, FLSTBS and FXSE models.

B. SCREAMIN' EAGLE PERFORMANCE CLUTCH FRICTION DISC KIT

Newly developed friction material delivers longer life than Original Equipment friction discs. Kit includes new precision-machined flat steel plates. This Friction Disc Kit is a perfect match for the Screamin' Eagle Twin Cam Performance Race Clutch Hub Kit P/N 37976-08.

37980-10

Fits '99-'17 Twin Cam-equipped models and '98-'99 Evolution® 1340-equipped models. Will not fit '13-'16 CVO™ Touring models with hydraulic actuated clutch or, '15-'16 FLHTCUL and FLHTKL, '16-'17 FXDLS, FLSS, FLSTFBS, FXSE or '13-'16 CVO Touring models with hydraulic actuated clutch, '15-'16 FLHTCUL and FLHTKL or '14-'16 Touring and Trike models equipped with Screamin' Eagle A&S Clutch Kit P/N 37000026.

C. HEAVY DUTY CLUTCH SPRING FOR STOCK CLUTCH

37951-98

Fits '99-'17 Twin Cam-equipped models and '98-'99 Evolution 1340-equipped models. Will not fit '16-'17 FXDLS, FLSS, FLSTFBS and FXSE or '13-'16 CVO Touring models with hydraulic actuated clutch, or '15-'16 FLHTCUL and FLHTKL, '14-'16 Touring and Trike models equipped with Screamin' Eagle A&S Clutch Kit P/N 37000026.

D. SCREAMIN' EAGLE PERFORMANCE CLUTCH KIT

Performance Clutch Kit converts the 8-plate clutch to a 9-plate design. The surface area is increased by 13% and the spring rate is increased by 10% for a combination that can handle over 115 ft-lbs of torque at the crank, a 23% increase over the stock-rated capacity. Kit includes Kevlar® fiber-based friction discs and performance clutch spring.

38002-04

Fits '91-'22 XL and '94-'97 Evolution 1340-equipped models.

E. SCREAMIN' EAGLE PERFORMANCE SLIPPER CLUTCH FOR VRSC™ MODELS

This clutch offers reduced lever effort and improved performance. The unique "slip and assist" ramp system opens the two halves of the clutch hub slightly during high loads to the drivetrain, allowing a moderate slip that reduces shock to the drivetrain during rapid downshifting. The resulting reduction in wheel hop allows maximum contact between the tire and the road in wet or slippery conditions. Clutch lever effort is also reduced by 20% in 1130cc and 30% on 1250cc applications.

37938-08KA

Fits '02-'07 VRSC™ models.



A. SCREAMIN' EAGLE TWIN CAM PERFORMANCE ASSIST AND SLIP CLUTCH KIT



B. SCREAMIN' EAGLE PERFORMANCE CLUTCH FRICTION DISC KIT



C. HEAVY DUTY CLUTCH SPRING FOR STOCK CLUTCH



D. SCREAMIN' EAGLE PERFORMANCE CLUTCH KIT



E. SCREAMIN' EAGLE PERFORMANCE SLIPPER CLUTCH FOR VRSC MODELS



F. TWIN CAM SHORTBLOCK ASSEMBLY – DYNA AND TOURING



F. TWIN CAM SHORTBLOCK ASSEMBLY – SOFTAIL

SCREAMIN' EAGLE® 353

Shortblock Program

SHORT & LONGBLOCK PROGRAM

When it comes time to repower your motorcycle, the first stop should be your local Harley® Dealer. They can set you up with a replacement shortblock or longblock engine that is manufactured from 100% new Original Equipment parts and subjected to the same rigorous testing as all Harley® engines. Plus, all longblock engines feature a one-year factory warranty and your original VIN stamped on the case.

F. SHORTBLOCK ASSEMBLY

The perfect starting point for building the engine of your dreams. Engine shortblocks are manufactured and assembled on Harley-Davidson's main engine assembly line for exceptional quality and reliability. Shortblock cases, flywheels, bearings and rods are preassembled and ready for your custom build. Kit includes current spec Original Equipment cam plate, oil pump, cam drive components and the gaskets, seals and most of the hardware required to complete the engine and install it (not all components shown). You select your cylinders, heads, cams, covers and other top-end components. Choose one of the Screamin' Eagle® Stage kits to incorporate reliable performance and pick from our decorative engine covers to customize the look. Shortblock Assemblies are stamped with a new VIN and include MSO (Manufacturers Statement of Origin). The MSO is for Domestic only. Kits ship directly from the factory within 3-5 days. Assembly comes stamped with a new VIN on Twin Cam Kits. (For VIN matching shortblock assemblies see the appropriate Service Parts Catalog.)

Twin Cam Engine

16200070 Black 96CI/103CI.
Fits '07-'17 Dyna® (except FXDLS), and '07-'16 Touring and Trike models (except CVO™).

16200071 Black 96CI/103CI.
Fits '07-'17 Softail® models (except FLSS, FLSTFBS and CVO).

Milwaukee-Eight® Engine (not shown)

See your Dealer for details.

NOTE: Replacement engines must be re-fitted with emission control devices and systems appropriate for the vehicle model and model year in order to ensure emissions compliance. Failure to do so constitutes tampering under U.S. EPA guidelines and can lead to substantial fines and penalties.

Legal for use on public roads only when installed in the specified models. Not legal for use on public roads when installed in models other than the ones specified and not eligible for the P&A warranty when installed in models other than the ones specified. Please see the Parts and Accessories warranty statement and your dealer for more information.

Street legal and/or street compliant statements refer to product meeting 50-State emissions and noise standards in the United States.

The street legal and/or street compliant statements may not apply to markets outside of the United States.

Street legal and/or street compliant statements refer to product meeting 50-State emissions and noise standards in the United States.

The street legal and/or street compliant statements may not apply to markets outside of the United States.

354 SCREAMIN' EAGLE®

LongBlock Program

HARLEY-DAVIDSON® LONGBLOCK PROGRAM

Your engine is the heart and soul of your Harley-Davidson® motorcycle. When the miles start to add up, a Harley-Davidson® LongBlock can put the rumble back in your ride simply, quickly and affordably.

WHY SHOULD I CONSIDER A LONGBLOCK? Unlike an engine rebuild from the repair shop down the street, the Harley-Davidson® LongBlock is manufactured from 100% new Original Equipment components, and is built to the latest factory specifications. Engine includes upgraded Screamin' Eagle® lefty crankcase bearing, Screamin' Eagle cam bearings and Screamin' Eagle performance tappets to handle higher-stress loads and performance upgrades. In addition, '99-'06 LongBlocks are upgraded with late-model hydraulic cam tensioners, high-volume oil pump and billet cam plate. '07-'16 103CI and 110CI engines feature factory-installed Automatic Compression Releases.

WHAT DOES THE H-D® LONGBLOCK INCLUDE? The crankcase is pre-assembled with flywheels, connecting rods, bearings, seals, cylinders, pistons, rings, heads, valves, valve springs, tappets and pushrod covers. Also included and ready for Dealer installation are top end rocker arm supports, rocker arms and shafts, pushrods and breathers. The LongBlock also includes cam support plate, cam plate bearings, cam and timing chain drive, hydraulic tensioners and all required gaskets and new hardware.

ARE UPGRADES AVAILABLE?* You can choose silver or black-highlighted engines to match your styling direction. Bikes originally equipped with Twin Cam 88® engines can upgrade to 95 or 103CI displacement, and Twin Cam 96™-equipped models can be repowered with 103 or 110CI engines, based on specific model fitment. Upgrades require model-specific ECM recalibration (sold separately). Only available in North America.

WHAT ELSE DO I NEED? LongBlock is sold without cam shafts, lower rocker boxes, upper rocker box covers or cam cover. You have the option to reinstall your current cams and covers, or select from a wide assortment of performance and custom engine cover options.

• '99-'02 Twin Cams (with early model Timken output shaft bearings) are updated to late model roller bearings. These specific fitments require a change to the proper sprocket shaft spacer mounted on the output shaft:

• 2003 Dyna® Spacer P/N 24038-03 – 1.333" (for '99-'02 Dyna® models)


• 2003 Softail® Spacer P/N 24039-03 – 1.431" (for '00-'02 Softail® models)

• 2003 Touring Spacer P/N 24008-03 – 1.5395" (for '99-'02 Touring models)

• '99-'05 Twin Cams require the intake flanges to be upgraded to P/N 26993-06

FAST AND EASY: Just take your Harley® motorcycle to your authorized dealership. They will remove the engine from the frame, ship the left crankcase half to Harley-Davidson and in a short time, you will have a new LongBlock back, ready for the dealer to reinstall in your bike. Your engine retains its original vehicle identification number (VIN) for easy title exchange and registration.

**Displacement upgrades are available for vehicles previously equipped with street compliant big bore kits only.*



Available to fit:

'07-'17 Softail® models.

16200104 Twin Cam™ 103 – Black.*

16200108 Twin Cam 110™ – Black.*

16200109 Twin Cam 110 – Granite.*

'99-'05 Dyna® and '99-'06 Touring models.

16200085 Twin Cam™ 88 – Black.

16200086 Twin Cam 88 – Silver.*

'04-'05 EFI Dyna® and '99-'06 EFI Touring models.

16200091 Twin Cam™ 95 – Black.*

16200092 Twin Cam 95 – Silver.*

'07-'17 Dyna® and '07-'16 Touring models (Includes ACR – Auto Compression Release).

16200103 Twin Cam 103 – Black.*

16200105 Twin Cam 110 – Black.*

16200106 Twin Cam 110 – Granite.*

'14-'16 Twin-Cooled™ Touring models.



16200162 Twin Cam 103 – Black.*

16200163 Twin Cam 110 – Black.*

16200164 Twin Cam 110 – Granite.*

SCREAMIN' EAGLE® 355

LongBlock Program



SCREAMIN' EAGLE

NOTE: All fasteners are included but not shown.

ENGINE TRIM



HARLEY-DAVIDSON® COLLECTIONS



SWITCHBACK™ COLLECTION
Black



SWITCHBACK COLLECTION
Clear



ADVERSARY™ COLLECTION
Black and Orange



KAHUNA™ COLLECTION
Black



KAHUNA™ COLLECTION
Chrome



**HARLEY-DAVIDSON
MOTOR CO. COLLECTION**
Black or Chrome



ADVERSARY COLLECTION
Graphite Highlighted



'66 COLLECTION
Black



WILD ONE™ COLLECTION
Black



WILLIE G SKULL COLLECTION
Black



WILLIE G SKULL COLLECTION
Chrome



ENDGAME COLLECTION
Black



EMPIRE™ COLLECTION
Gloss Black



EMPIRE COLLECTION
Machine Cut



EMPIRE COLLECTION
Chrome



DARK CUSTOM™ COLLECTION
Black or Chrome



AIRFLOW COLLECTION
Black or Chrome



LIVE TO RIDE COLLECTION
Chrome

360 ENGINE TRIM

Derby, Timer & Air Cleaner Covers

A. SWITCHBACK COLLECTION — BLACK ANODIZED

Put performance first with Switchback Collection accessories. This forged billet aluminum cover features machined textured details protected with a durable black anodized finish. These lightweight designs won't slow you down. Durable black anodized finish with machined textured details for added contrast. Authentic Bar & Shield logo. Includes mounting hardware. Complete this custom look with additional accessories from the Switchback Collection.

1. 25701519 Derby Cover.
Fits '16-later Touring and Trike and '15-later FLHTCUL and FLHTKL models. Also fits '07-later Touring and Trike models equipped with Narrow-Profile Outer Primary Cover P/N 25700385 or 25700438.

2. 25701521 Derby Cover.
Fits '18-later FLSB and '19-later Softail® models. Also fits '18 Softail models equipped with Narrow Profile Primary Cover P/Ns 25701077, 25700913, 25700937, 25700941, 25701039, 25701040 and 25701043.

3. 25600165 Timer Cover.
Fits '17-later Milwaukee-Eight® engine-equipped models (except '23-later FLHXSE and FLTRXSE, and '24-later FLHX, FLTRX, and FLTRXSTSE).



A. SWITCHBACK COLLECTION — BLACK ANODIZED — DERBY COVER



A. SWITCHBACK COLLECTION — BLACK ANODIZED — DERBY COVER



A. SWITCHBACK COLLECTION — BLACK ANODIZED — TIMER COVER



B. SWITCHBACK COLLECTION — CLEAR ANODIZED — DERBY COVER



B. SWITCHBACK COLLECTION — CLEAR ANODIZED — DERBY COVER



B. SWITCHBACK COLLECTION — CLEAR ANODIZED — TIMER COVER



C. EAGLE BAR & SHIELD COLLECTION — DERBY COVER



C. EAGLE BAR & SHIELD COLLECTION — DERBY COVER



C. EAGLE BAR & SHIELD COLLECTION — TIMER COVER



C. EAGLE BAR & SHIELD COLLECTION — FUEL CAP

ENGINE TRIM 361

Derby, Timer & Air Cleaner Covers

C. EAGLE BAR & SHIELD

Two iconic symbols of freedom and strength are celebrated in this stunning decorative component. A stylized eagle and the Bar & Shield logo are laser etched in black-anodized billet aluminum to achieve brilliant highlights with sharp detail.

1. 25701551 Derby Cover.
Fits '16-later Touring and Trike and '15-later FLTHCUL and FLHTKL models. Also fits '07-later Touring and Trike models equipped with Narrow-Profile Outer Primary Cover P/N 25700385 or 25700438.

2. 25701553 Derby Cover.
Fits '18-later FLSB and '19-later Softail® models. Also fits '18 Softail models equipped with Narrow Profile Primary Cover P/Ns 25701077, 25700913, 25700937, 25700941, 25701039, 25701040 and 25701043.

3. 25600175 Timer Cover.
Fits '17-later models equipped with a Milwaukee-Eight® engine (except '23-later FLHXSE and FLTRXSE, '24-later FLHX, FLTRX and FLTRXSTSE, '25-later FLHXU and '25-later Softail models).

4. 61100209 Fuel Cap.
Fits '92-later XL, '92-'17 Dyna® (except '04-'17 FXD and FXDX, '05-'06 FXDC and '07 FXDSE), '00-later Softail®, (except FXFB, FXFBS, FXSTD and FXSTSSE) '94-later Road King®, '15-later Freewheeler®, and '21-later FLHXS and FLTRXS models. Does not fit models equipped with Original Equipment locking or tethered fuel caps or Softail models with Low-Profile Chrome Fuel Tank Console P/N 71208-07. Use on '13-'14 FXSBSE and '21-'22FLHXSE and FLTRXSE requires removal of stock flush mount trim ring.

Model Family Fitment:

- V-ROD
- SPORTSTER
- DYNA
- SOFTAIL
- TOURING

362 ENGINE TRIM

Derby, Timer & Air Cleaner Covers

A. ADVERSARY™ COLLECTION — ANODIZED BLACK WITH ORANGE HIGHLIGHTS

A look to match your riding style – precise, refined and technical. Premium Adversary™ Collection accessories are crafted in forged billet aluminum with a durable dual-anodized black and orange finish for crisp contrast and colorful detail. The look is aggressive and performance driven. Step up to the next generation of customization.

- 1. 25701536** Derby Cover.
Fits '16-later Touring and Trike, and '15-later FLHTCUL and FLHTKL models. Also fits '07-later Touring and Trike models equipped with Narrow-Profile Outer Primary Cover P/N 25700385 or 25700438.
- 2. 25701532** Derby Cover.
Fits '18-later FLSB and '19-later Softail® models. Also fits '18 Softail models equipped with Narrow Profile Primary Cover P/Ns 25701077, 25700913, 25700937, 25700941, 25701039, 25701040 and 25701043.
- 3. 25600171** Timer Cover.
Fits '17-later Milwaukee-Eight® engine-equipped models. (except '23-later FLHXSE and FLTRXSE, '24-later FLHX, FLTRX and FLTRXSTSE, '25-later FLHXU and '25-later Softail models).
- 4. 25701164** Alternator Plug Cover.
Fits '21-later Revolution® Max engine-equipped models.
- 5. 14101389** Clutch Medallion.
Fits '21-later Revolution® Max engine-equipped models.
- 6. 14101393** Timer Medallion.
Fits '21-later Revolution® Max engine-equipped models.
- 7. 14101385** Cam Sprocket Medallions.
Fits '21-later Revolution® Max engine-equipped models.



A. ADVERSARY COLLECTION — DERBY COVER

ENGINE TRIM 363

Derby, Timer & Air Cleaner Covers


B. ADVERSARY™ COLLECTION — GRAPHITE WITH MACHINED HIGHLIGHTS

A look to match your riding style – precise, refined and technical. Premium Adversary™ Collection accessories are crafted in forged billet aluminum. The graphite finish with machined highlights reveal brilliant aluminum for crisp contrast and sharp detail. The look is aggressive and performance driven. Step up to the next generation of customization.


- 1. 25701537** Derby Cover.
Fits '16-later Touring and Trike, and '15-later FLHTCUL and FLHTKL models. Also fits '07-later Touring and Trike models equipped with Narrow-Profile Outer Primary Cover P/N 25700385 or 25700438..
- 2. 25701533** Derby Cover.
Fits '18-later FLSB and '19-later Softail® models. Also fits '18 Softail models equipped with Narrow Profile Primary Cover P/Ns 25701077, 25700913, 25700937, 25700941, 25701039, 25701040 and 25701043.
- 3. 25600172** Timer Cover.
Fits '17-later Milwaukee-Eight® engine-equipped models. (except '23-later FLHXSE and FLTRXSE, '24-later FLHX, FLTRX and FLTRXSTSE, '25-later FLHXU and '25-later Softail models).
- 4. 25701165** Alternator Plug Cover.
Fits '21-later Revolution® Max engine-equipped models.
- 5. 14101390** Clutch Medallion.
Fits '21-later Revolution® Max engine-equipped models.
- 6. 14101394** Timer Medallion.
Fits '21-later Revolution® Max engine-equipped models.
- 7. 14101386** Cam Sprocket Medallions.
Fits '21-later Revolution® Max engine-equipped models.



B. ADVERSARY COLLECTION — DERBY COVER



A. ADVERSARY COLLECTION — ANODIZED BLACK WITH ORANGE HIGHLIGHTS



B. ADVERSARY COLLECTION — GRAPHITE WITH MACHINED HIGHLIGHTS

Model Family Fitment:

- V-ROD
- SPORTSTER
- DYNA
- SOFTAIL
- TOURING

364 ENGINE TRIM

Derby, Timer & Air Cleaner Covers


A. '66 COLLECTION

The look is timeless and authentic. The handcrafted style of the '66 Collection accessories combines a durable gloss black finish with brushed aluminum highlights and on most pieces a brass-colored medallion inspired by a classic Harley-Davidson® tank emblem. Here's an alternative to bright chrome or blacked out styles that will set your bike apart from the crowd.

- 1. 25701209** Derby Cover.
Fits '18-later FLSB and '19-later Softail® models. Also fits '18 Softail models equipped with Narrow Profile Primary Cover P/Ns 25701077, 25700913, 25700937, 25700941, 25701039, 25701040 and 25701043
- 2. 25600156** Timer Cover.
Fits '17-later Milwaukee-Eight® engine-equipped models. (except '23-later FLHXSE and FLTRXSE, '24-later FLHX, FLTRX and FLTRXSTSE, '25-later FLHXU and '25-later Softail models).
- 3. 25701211** Alternator Plug Cover.
Fits '21-later Revolution Max engine-equipped models.
- 4. 14101443** Clutch Medallion.
Fits '21-later Revolution® Max engine-equipped models.
- 5. 14101445** Timer Medallion.
Fits '21-later Revolution® Max engine-equipped models.
- 6. 14101615** Cam Sprocket Medallion.
Fits '21-later Revolution® Max engine-equipped models.



A. '66 COLLECTION – DERBY COVER



A. '66 COLLECTION

ENGINE TRIM 365

Derby, Timer & Air Cleaner Covers

B. WILD ONE™ COLLECTION

Add daring, raw-and-rugged style with durable billet aluminum Wild One™ Collection accessories. Each is finished in gloss black with bright, machined aluminum highlights, a variety of textures and exposed hardware to communicate power, speed, and performance.

- 1. 25701181** Alternator Plug Cover.
Fits '21-later RA1250, RA1250S, RH975, RH1250S and '23-later RH975S and '24-later RA1250SE models.
- 2. 14101402** Clutch Medallion.
Fits '21-later RA1250, RA1250S, RH975, RH1250S and '23-later RH975S and '24-later RA1250SE models.
- 3. 14101398** Timer Medallion.
Fits '21-later RA1250, RA1250S, RH975, RH1250S and '23-later RH975S and '24-later RA1250SE models.
- 4. 14101557** Cam Sprocket Medallions.
Fits '21-later RA1250, RA1250S, RH975, RH1250S and '23-later RH975S and '24-later RA1250SE models.



B. WILD ONE COLLECTION – ALTERNATOR PLUG COVER.



B. WILD ONE COLLECTION

Model Family Fitment:

- V-ROD
- SPORTSTER
- DYNA
- SOFTAIL
- TOURING

366 ENGINE TRIM

Derby, Timer & Air Cleaner Covers

A. EMPIRE™ COLLECTION — GLOSS BLACK

Raise the stakes. Deep grooves add eye-catching depth and detail to the rich black anodized finish on this complete collection of hand and foot controls. Executed in durable cast and billet aluminum, the Black Empire™ Collection adds captivating custom detail that complements other black and machine cut accessories.

25701171 Derby Cover.

Fits '16-later Touring and Trike and '15-later FLTHCUL and FLHTKL models. Also fits '07-later Touring and Trike models equipped with Narrow-Profile Outer Primary Cover P/N 25700385 or 25700438.

25701177 Derby Cover.

Fits '18-later FLSB and '19-later Softail® models. Also fits '18 Softail models equipped with Narrow Profile Primary Cover P/N 25700900, 25700913, 25700937, 25700941, 25701039, 25701040 and 25701043.

25600148 Timer Cover.

Fits '17-later Milwaukee-Eight® engine equipped models. Does not fit '23-later FLHXSE and FLTRXSE, '24-later FLHX, FLTRX and FLTRXSTSE models.



A. EMPIRE COLLECTION DERBY COVER — GLOSS BLACK



A. EMPIRE COLLECTION TIMER COVER — GLOSS BLACK

B. EMPIRE™ COLLECTION — BLACK MACHINE CUT

Raise the stakes. Milled highlights reveal gleaming billet aluminum below the rich black anodized surface, while deep grooves add eye-catching depth and detail to each component in this complete collection of hand and foot controls. Executed in durable cast and billet aluminum, the Black Machine Cut Empire™ Collection adds captivating custom detail that complements black or machine cut accessories.

25701173 Derby Cover.

Fits '16-later Touring and Trike and '15-later FLTHCUL and FLHTKL models. Also fits '07-later Touring and Trike models equipped with Narrow-Profile Outer Primary Cover P/N 25700385 or 25700438.

25701179 Derby Cover.

Fits '18-later FLSB and '19-later Softail® models. Also fits '18 Softail models equipped with Narrow Profile Primary Cover P/N 25700900, 25700913, 25700937, 25700941, 25701039, 25701040 and 25701043.

25600152 Timer Cover.

Fits '17-later Milwaukee-Eight® engine equipped models. Does not fit '23-later FLHXSE and FLTRXSE, '24-later FLHX, FLTRX and FLTRXSTSE models.



B. EMPIRE COLLECTION DERBY COVER — BLACK MACHINE CUT



B. EMPIRE COLLECTION TIMER COVER — BLACK MACHINE CUT

C. EMPIRE™ COLLECTION — CHROME

Raise the stakes. Brilliant chrome highlights the deep grooves that add eye-catching depth and detail to this complete collection of hand and foot controls. Executed in durable cast and billet aluminum, the Chrome Empire™ Collection adds captivating custom detail that complements other chrome accessories.

25701169 Derby Cover.

Fits '16-later Touring and Trike and '15-later FLTHCUL and FLHTKL models. Also fits '07-later Touring and Trike models equipped with Narrow-Profile Outer Primary Cover P/N 25700385 or 25700438.

25701175 Derby Cover.

Fits '18-later FLSB and '19-later Softail® models. Also fits '18 Softail models equipped with Narrow Profile Primary Cover P/N 25700900, 25700913, 25700937, 25700941, 25701039, 25701040 and 25701043.

25600150 Timer Cover.

Fits '17-later Milwaukee-Eight® engine equipped models. Does not fit '23-later FLHXSE and FLTRXSE, '24-later FLHX, FLTRX and FLTRXSTSE models.



C. EMPIRE COLLECTION DERBY COVER — CHROME



C. EMPIRE COLLECTION TIMER COVER — CHROME



D. KAHUNA COLLECTION DERBY COVER — GLOSS BLACK



E. KAHUNA COLLECTION DERBY COVER — CHROME



D. KAHUNA COLLECTION — GLOSS BLACK



E. KAHUNA COLLECTION — CHROME

ENGINE TRIM 367

Derby, Timer & Air Cleaner Covers

D. KAHUNA™ COLLECTION — GLOSS BLACK

Understated but powerful, the Kahuna™ Collection's rich, gloss black surface is interrupted by a powerful raised bridge that draws the eye from leading to trailing edge. A red Bar & Shield logo adds the finishing touch.

1. 25700887 Derby Cover.

Fits '16-later Touring and Trike and '15-later FLHTCUL and FLHTKL models. Also fits '07-later Touring and Trike models equipped with Narrow-Profile Outer Primary Cover P/N 25700385 or 25700438.

2. 25700988 Derby Cover.

Fits '06-'17 Dyna®, '07-'18 Softail® (except FLSB) and '07-'15 Touring and Trike (except FLHTCUL and FLHTKL and '07-'15 Touring and Trike models equipped with Narrow-Profile Outer Primary Cover P/N 25700385 or 25700438).

3. 25600109 Timer Cover.

Fits '17-later Milwaukee-Eight® engine-equipped models. Does not fit '23-later FLHXSE and FLTRXSE, '24-later FLHX, FLTRX and FLTRXSTSE models.

4. 25600108 Timer Cover.

Fits '99-'17 Twin Cam-equipped models.

5. 61300928 Air Cleaner Trim

Fits '17-later Touring (except '24-later FLHX, FLTRX, '25-later FLHXSE, FLHXU, FLTRXSE and FLTRXSTSE) and Trike models with Original Equipment air cleaner cover. Does not fit CVO™ models.

E. KAHUNA™ COLLECTION — CHROME

Understated but powerful, the Kahuna™ Collection's smooth, glass-like chrome surface is interrupted by a powerful raised bridge that draws the eye from leading to trailing edge. A red Bar & Shield logo adds the finishing touch.

1. 25700987 Derby Cover.

Fits '16-later Touring and Trike and '15-later FLHTCUL and FLHTKL models. Also fits '07-later Touring and Trike models equipped with Narrow-Profile Outer Primary Cover P/N 25700385 or 25700438.

2. 25600115 Timer Cover.

Fits '17-later Milwaukee-Eight® engine-equipped models. Does not fit '23-later FLHXSE and FLTRXSE, '24-later FLHX, FLTRX and FLTRXSTSE models.

3. 25600114 Timer Cover.

Fits '99-'17 Twin Cam-equipped models.

Model Family Fitment:

- V-ROD
- SPORTSTER
- DYNA
- SOFTAIL
- TOURING

368 ENGINE TRIM

Derby, Timer & Air Cleaner Covers

A. HARLEY-DAVIDSON® MOTOR CO. COLLECTION – GLOSS BLACK

An aggressive twist on a classic style. The Harley-Davidson® Motor Co. Collection personifies Harley style and features a rich gloss black surface, trimmed with deep-cut silver-filled lettering that surrounds a central groove. The clean design and the luxurious finish are the perfect match for blacked-out engines. Includes black zinc hardware.

1. 25701022 Derby Cover.
Fits '16-later Touring and Trike and '15-later FLHTCUL and FLHTKL. Also fits '07-later Touring and Trike models equipped with Narrow-Profile Outer Primary Cover P/N 25700385 or 25700438.

1. 25701023 Derby Cover.
Fits '18-later FLSB and '19-later Softail® models. Also fits '18 Softail models equipped with Narrow Profile Primary Cover P/N 25701077, 25700913, 25700937, 25700941, 25701039, 25701040 and 25701043.

1. 25701020 Derby Cover.
Fits '99-'00 Evolution® 1340, '99-'17 Dyna®, '99-'18 Softail (except FLSB) and '99-'15 Touring and Trike models (except FLHTCUL, FLHTKL or '07-'15 Touring or Trike models with Narrow-Profile Outer Primary Cover P/N 25700385 or 25700438).

2. 25701021 Derby Cover.
Fits '04-'22 XL and XR models.

3. 25600135 Timer Cover.
Fits '17-later Milwaukee-Eight® engine-equipped models. Does not fit '23-later FLHXSE and FLTRXSE, '24-later FLHX, FLTRX and FLTRXSTSE models.

4. 25600133 Timer Cover.
Fits '99-'17 Twin Cam equipped models.

5. 25600134 Timer Cover.
Fits '04-'22 XL, XR and earlier models with horizontal holes on timer cover.

6. 61301005 Air Cleaner Trim.
Fits '18-'24 FLDE, FLHC, FLHCS, FLSL, FXLR and '20-later FXST models with Original Equipment center bolt air cleaner cover.



A. HARLEY-DAVIDSON MOTOR CO. COLLECTION DERBY COVER – GLOSS BLACK



B. HARLEY-DAVIDSON MOTOR CO. COLLECTION – CHROME

ENGINE TRIM 369

Derby, Timer & Air Cleaner Covers

B. HARLEY-DAVIDSON® MOTOR CO. COLLECTION – CHROME

This collection personifies Harley style. It had better, because we put our name on it—the Harley-Davidson® Motor Co. Collection.

1. 25700476 Derby Cover.
Fits '16-later Touring and Trike, and '15-later FLHTCUL and FLHTKL models. Also fits '07-later Touring and Trike models equipped with Narrow-Profile Outer Primary Cover P/N 25700385 or 25700438.


1. 25338-99B Derby Cover.
Fits '99-'00 Evolution® 1340, '99-'17 Dyna®, '99-'18 Softail (except FLSB) and '99-'15 Touring and Trike models (except FLHTCUL, FLHTKL or '07-'15 Touring or Trike models with Narrow-Profile Outer Primary Cover P/N 25700385 or 25700438).

2. 25130-04A Derby Cover.
Fits '04-'22 XL and XR models. Includes chrome-plated stainless steel mounting hardware.


3. 25600068 Timer Cover.
Fits '17-later Milwaukee-Eight® engine-equipped models. Does not fit '23-later FLHXSE and FLTRXSE, '24-later FLHX, FLTRX and FLTRXSTSE models.

4. 32047-99A Timer Cover.
Fits '99-'17 Twin Cam-equipped models. Includes chrome-plated stainless steel mounting hardware.

5. 61300792 Air Cleaner Trim – Center Bolt.
Fits '18-'24 FLDE, FLHC, FLHCS, FLSL, FXLR and '20-later FXST models with Original Equipment center bolt air cleaner cover.



A. HARLEY-DAVIDSON MOTOR CO. COLLECTION – GLOSS BLACK



B. HARLEY-DAVIDSON MOTOR CO. COLLECTION – CHROME

Model Family Fitment:

- V-ROD
- SPORTSTER
- DYNA
- SOFTAIL
- TOURING

370 ENGINE TRIM

Derby, Timer & Air Cleaner Covers

A. WILLIE G SKULL COLLECTION – BLACK

Penned at the hand of Willie G the famous Skull Collection makes a shift to the dark side. Completely drenched in black, the raised skull and surrounding Harley-Davidson Motorcycle script adds a subtle ominous touch to your ride. The finish easily coexists alongside gloss black or wrinkle black surfaces. The complete collection of components includes matching black hardware.

1. 25700740 Derby Cover.
Fits '16-later Touring and Trike and '15-later FLHTCUL and FLHTKL models. Also fits '07-later Touring and Trike models equipped with Narrow-Profile Outer Primary Cover P/N 25700385 or 25700438.

1. 25700976 Derby Cover.
Fits '18-later FLSB and '19-later Softail® models. Also fits '18 Softail models equipped with Narrow Profile Primary Cover P/N 25701077, 25700913, 25700937, 25700941, 25701039, 25701040 and 25701043.

1. 25700742 Derby Cover.
Fits '99-'17 Dyna®, '00-'18 Softail (except FLSB) and '99-'15 Touring and Trike models (except '15 FLHTCUL and FLHTKL and '07-'15 Touring and Trike models equipped with Narrow-Profile Outer Primary Cover P/N 25700385 or 25700438). Installation on '06-'17 Dyna and '07-later Softail, and '07-'15 Touring and Trike models requires separate purchase of Gasket P/N 25416-99C.

2. 25700744 Derby Cover.
Fits '04-'22 XL and XR models.

3. 25600085 Timer Cover.
Fits '17-later Milwaukee-Eight® engine-equipped models. Does not fit '23-later FLHXSE and FLTRXSE, '24-later FLHX, FLTRX and FLTRXSTSE models.

4. 25600087 Timer Cover.
Fits '99-'17 Twin Cam models.

5. 25600089 Timer Cover.
Fits '04-'22 XL, XR and earlier models with horizontal holes on timer cover.

6. 29400345 Air Cleaner Trim.
Fits '17-later Touring (except '24-later FLHX, FLTRX, '25-later FLHXSE, FLHXU, FLTRXSE and FLTRXSTSE) and Trike models with Original Equipment wedge shaped air cleaner cover.

7. 29400366 Air Cleaner Trim.
Fits Evolution® 1340 models, '99-'08 Dyna, '00-'15 Softail (except FLS, FLSS, FLSTSB, and FXS) and '99-'13 Touring and Trike models equipped with oval-shaped Original Equipment air cleaner cover. Also fits models equipped with Screamin' Eagle® Round High-Flow Air Cleaner Kits with separate purchase of Rain Sock Kit P/N 28728-10 or Air Cleaner Trim Installation Kit P/N 12400158.



A. WILLIE G SKULL COLLECTION DERBY COVER – BLACK



A. WILLIE G SKULL COLLECTION – BLACK



B. WILLIE G SKULL COLLECTION DERBY COVER – CHROME



B. WILLIE G SKULL COLLECTION – CHROME

ENGINE TRIM 371

Derby, Timer & Air Cleaner Covers

B. WILLIE G SKULL COLLECTION – CHROME

Add a little attitude to your ride. Styled to complement Harley-Davidson® Skull accessory items, the menacing raised skull with black-filled eyes leaps from a field of chrome. The surrounding Harley-Davidson Motorcycles script is the perfect finishing touch. This complete collection of engine covers dresses your bike for a true custom look.

1. 25700469 Derby Cover.
Fits '16-later Touring and Trike, and '15-later FLHTCUL and FLHTKL models. Also fits '07-later Touring and Trike models equipped with Narrow-Profile Outer Primary Cover P/N 25700385 or 25700438.

1. 25700958 Derby Cover.
Fits '18-later FLSB and '19-later Softail® models. Also fits '18 Softail models equipped with Narrow Profile Primary Cover P/N 25701077, 25700913, 25700937, 25700941, 25701039, 25701040 and 25701043.

1. 25441-04A Derby Cover.
Fits '99-'00 Evolution® 1340, '99-'17 Dyna®, '99-'18 Softail (except FLSB) and '99-'15 Touring and Trike models (except FLHTCUL, FLHTKL or '07-'15 Touring or Trike models with Narrow-Profile Outer Primary Cover P/N 25700385 or 25700438).

2. 25440-04A Derby Cover.
Fits '04-'22 XL and XR models. Includes chrome-plated stainless steel mounting hardware.

3. 25600066 Timer Cover.
Fits '17-later Milwaukee-Eight® engine-equipped models. Does not fit '23-later FLHXSE and FLTRXSE, '24-later FLHX, FLTRX and FLTRXSTSE models.

4. 32975-04A Timer Cover.
Fits '99-'17 Twin Cam-equipped models. Includes chrome-plated stainless steel mounting hardware.

5. 32972-04A Timer Cover.
Fits '04-'22 XL, XR and earlier models with horizontal holes on timer cover. Includes chrome-plated stainless steel mounting hardware.

6. 61300654 Air Cleaner Trim.
Fits '17-later Touring (except '24-later FLHX, FLTRX, '25-later FLHXSE, FLHXU, FLTRXSE and FLTRXSTSE) and Trike models with Original Equipment air cleaner cover. Does not fit CVO™ models.

7. 29417-04 Air Cleaner Trim.
Fits Evolution 1340 models, '99-'08 Dyna, '00-'15 Softail (except FLS, FLSS, FLSTSB and FXS) and '99-'13 Touring and Trike models with Original Equipment air cleaner cover. Also fits models equipped with Screamin' Eagle® Round High-Flow Air Cleaner Kits with separate purchase of Rain Sock Kit P/N 28728-10 or Air Cleaner Trim Installation Kit P/N 12400158.

8. 61300217 Air Cleaner Trim.
Fits '16-'17 Softail (except FLSTFBS and FXSE) and '14-'16 Touring and Trike models with Original Equipment air cleaner cover. Does not fit CVO™ models.

9. 29416-04 Air Cleaner Trim.
Fits '04-'22 XL models with Original Equipment oval air cleaner cover.

Model Family Fitment:

- V-ROD
- SPORTSTER
- DYNA
- SOFTAIL
- TOURING

372 ENGINE TRIM

Derby, Timer & Air Cleaner Covers

A. DARK CUSTOM™ LOGO COLLECTION

The famous Harley-Davidson #1 logo with a sinister twist. Machined from billet aluminum, these covers feature domed surfaces that are polished and black anodized to a rich satin sheen, and then re-machined to expose the raw aluminum. The resulting high-contrast design complements both polished and painted engine finishes.

1. 25700434 Derby Cover – Billet.
Fits '16-later Touring and Trike, and '15-later FLHTCUL and FLHTKL models. Also fits '07-later Touring and Trike models equipped with Narrow-Profile Outer Primary Cover P/N 25700385 or 25700438.


1. 25700960 Derby Cover.
Fits '18-later FLSB and '19-later Softail® models. Also fits '18 Softail models equipped with Narrow Profile Primary Cover P/N 25701077, 25700913, 25700937, 25700941, 25701039, 25701040 and 25701043.

1. 25562-09 Derby Cover – Billet.
Fits '99-'00 Evolution® 1340, '99-'17 Dyna®, '99-'18 Softail (except FLSB) and '99-'15 Touring and Trike models (except FLHTCUL, FLHTKL or '07-'15 Touring or Trike models with Narrow-Profile Outer Primary Cover P/N 25700385 or 25700438).

2. 25600064 Timer Cover – Billet.
Fits '17-later Milwaukee-Eight® engine-equipped models. Does not fit '23-later FLHXSE and FLTRXSE, '24-later FLHX, FLTRX and FLTRXSTSE models.

3. 32414-09 Timer Cover – Billet.
Fits '99-'17 Twin Cam-equipped models.

4. 61300057 Air Cleaner Trim – Billet.
Fits Evolution® 1340 models, '99-'08 Dyna, '00-'15 Softail (except FLS, FLSS, FLSTSB and FXS) and '99-'13 Touring and Trike models with Original Equipment air cleaner cover. Also fits models equipped with Screamin' Eagle® Round High-Flow Air Cleaner Kits with separate purchase of Rain Sock Kit P/N 28728-10 or Air Cleaner Trim Installation Kit P/N 12400158.



A. DARK CUSTOM LOGO COLLECTION DERBY COVER

ENGINE TRIM 373

Derby, Timer & Air Cleaner Covers

B. NUMBER ONE SKULL COLLECTION

The sinister Harley-Davidson #1 Skull logo dresses for a night on the town. This complete die-cast aluminum collection has been polished and chrome-plated to a brilliant shine, then finished with a contrasting black-filled Dark Custom Skull logo. The black-filled race track stripe and recessed hardware pockets provide added depth and dimension. Includes chrome-plated mounting hardware.

1. 25700435 Derby Cover – Billet.
Fits '16-later Touring and Trike, and '15-later FLHTCUL and FLHTKL models. Also fits '07-later Touring and Trike models equipped with Narrow-Profile Outer Primary Cover P/N 25700385 or 25700438.

1. 25331-10 Derby Cover.
Fits '99-'00 Evolution® 1340, '99-'17 Dyna®, '99-'18 Softail® (except FLSB) and '99-'15 Touring and Trike models (except FLHTCUL, FLHTKL or '07-'15 Touring or Trike models with Narrow-Profile Outer Primary Cover P/N 25700385 or 25700438).

2. 25600065 Timer Cover.
Fits '17-later Milwaukee-Eight® engine-equipped models. Does not fit '23-later FLHXSE and FLTRXSE, '24-later FLHX, FLTRX and FLTRXSTSE models.

3. 32519-10 Timer Cover.
Fits '99-'17 Twin Cam-equipped models.

4. 27956-10 Air Cleaner Trim.
Fits Evolution® 1340 models, '99-'08 Dyna, '00-'15 Softail (except FLS, FLSS, FLSTSB and FXS) and '99-'13 Touring and Trike models with Original Equipment air cleaner cover. Also fits models equipped with Screamin' Eagle® Round High-Flow Air Cleaner Kits with separate purchase of Rain Sock Kit P/N 28728-10 or Air Cleaner Trim Installation Kit P/N 12400158.

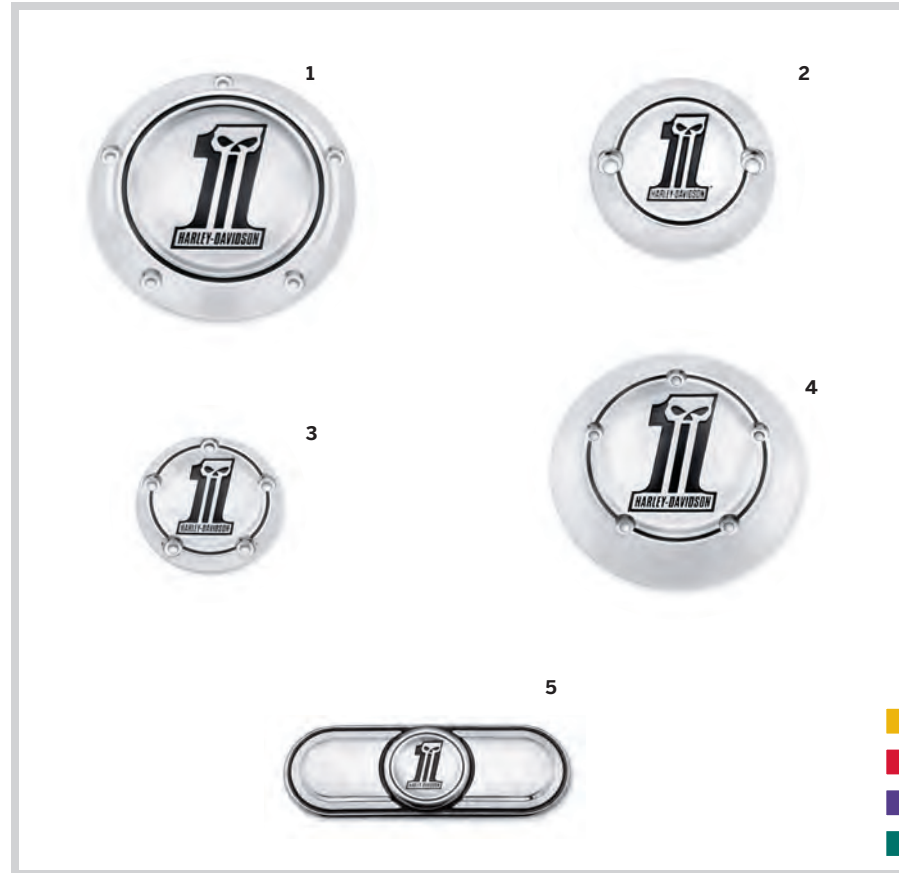
5. 60826-11 Transmission Trim.
Fits '11-'16 models equipped with 103CI Twin Cam engine option.



B. NUMBER ONE SKULL COLLECTION DERBY COVER



A. DARK CUSTOM LOGO COLLECTION



B. NUMBER ONE SKULL COLLECTION

Model Family Fitment:

- V-ROD
- SPORTSTER
- DYNA
- SOFTAIL
- TOURING

374 ENGINE TRIM

Derby, Timer & Air Cleaner Covers

A. AIRFLOW COLLECTION

Shaped to cheat the wind. The polished and mirror-chromed Airflow Collection features a raised bridge with 3 laminar grooves that float over the recessed panels. The layered surfaces capture light and shadows, and frame the subtle black-filled Harley-Davidson signature. This complete collection sets the stage for your one-of-a-kind custom ride. Includes chrome-plated mounting hardware.

1. 25700505 Derby Cover.

Fits '16-later Touring and Trike, and '15-later FLHTCUL and FLHTKL models. Also fits '07-later Touring and Trike models equipped with Narrow-Profile Outer Primary Cover P/N 25700385 or 25700438.

2. 25700969 Derby Cover.

Fits '18-later FLSB and '19-later Softail® models. Also fits '18 Softail models equipped with Narrow Profile Primary Cover P/N 25701077, 25700913, 25700937, 25700941, 25701039, 25701040 and 25701043.

3. 25700504 Derby Cover.

Fits '99-'17 Dyna®, '00-'18 Softail (except FLSB) and '99-'15 Touring and Trike models (except FLHTCUL, FLHTKL and '07-'15 Touring and Trike models equipped with Narrow-Profile Outer Primary Cover P/N 25700385 or 25700438). Installation on '06-later Dyna, '07-'18 Softail and '07-'15 Touring and Trike models require separate purchase of Gasket P/N 25416-99C.

4. 25600099 Timer Cover.

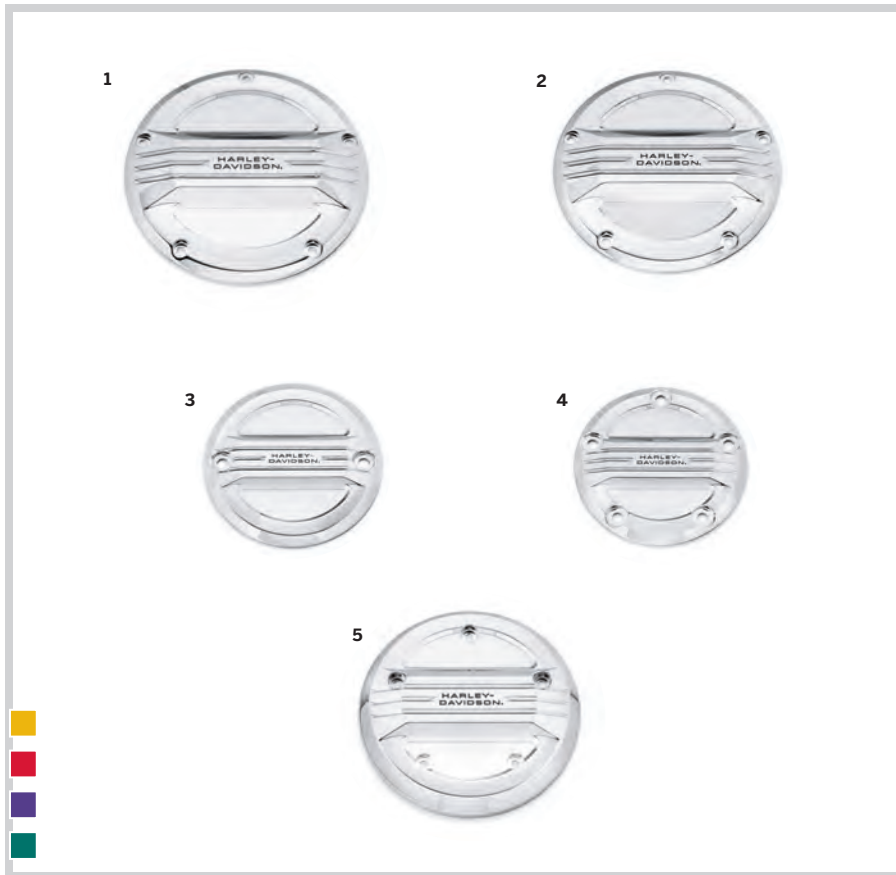
Fits '17-later Milwaukee-Eight® engine-equipped models. Does not fit '23-later FLHXSE and FLTRXSE, '24-later FLHX, FLTRX and FLTRXSTSE models.

5. 61400323 Air Cleaner Trim.

Fits Evolution® 1340 models, '99-'08 Dyna, '00-'15 Softail (except FLS, FLSS, FLSTSB and FXS) and '99-'13 Touring and Trike models equipped with oval-shaped Original Equipment air cleaner cover. Also fits models equipped with Screamin' Eagle® Round High-Flow Air Cleaner Kits with separate purchase of Rain Sock Kit P/N 28728-10 or Air Cleaner Trim Installation Kit P/N 12400158.



A. AIRFLOW COLLECTION DERBY COVER



A. AIRFLOW COLLECTION



ENGINE TRIM 375

Derby, Timer & Air Cleaner Covers

B. HARLEY-DAVIDSON® LIVE TO RIDE COLLECTION – GOLD

Live to Ride, Ride to Live. It has become the motto of the Harley-Davidson nation, accompanying riders over millions of miles of travel. This collection is a tribute to that way of life.

1. 25700472 Derby Cover.

Fits '16-later Touring and Trike, and '15-later FLHTCUL and FLHTKL models. Also fits '07-later Touring and Trike models equipped with Narrow-Profile Outer Primary Cover P/N 25700385 or 25700438.

2. 25700961 Derby Cover.

Fits '18-later FLSB and '19-later Softail® models. Also fits '18 Softail models equipped with Narrow Profile Primary Cover P/N 25701077, 25700913, 25700937, 25700941, 25701039, 25701040 and 25701043.

3. 25340-99A Derby Cover.

Fits '99-'00 Evolution® 1340, '99-'17 Dyna®, '99-'18 Softail (except FLSB) and '99-'15 Touring and Trike models (except FLHTCUL, FLHTKL or '07-'15 Touring or Trike models with Narrow-Profile Outer Primary Cover P/N 25700385 or 25700438).

4. 25600067 Timer Cover.

Fits '17-later Milwaukee-Eight® engine-equipped models. Does not fit '23-later FLHXSE and FLTRXSE, '24-later FLHX, FLTRX and FLTRXSTSE models.

5. 32689-99A Timer Cover.

Fits '99-'17 Twin Cam-equipped models. Includes chrome-plated stainless steel mounting hardware.

6. 32581-90TB Timer Cover. (not shown)

Fits '04-'22 XL, XR and earlier models with horizontal holes on timer cover. Includes chrome-plated stainless steel mounting hardware.

7. 61300656 Air Cleaner Trim.

Fits '17-later Touring (except '24-later FLHX, FLTRX, '25-later FLHXSE, FLHXU, FLTRXSE and FLTRXSTSE) and Trike models with Original Equipment air cleaner cover. Does not fit CVO™ models.

8. 29328-99 Air Cleaner Trim.

Fits Evolution 1340 models, '99-'08 Dyna, '00-'15 Softail (except FLS, FLSTSB and FXS) and '99-'13 Touring and Trike models with Original Equipment air cleaner cover. Also fits models equipped with Screamin' Eagle® Round High-Flow Air Cleaner Kits with separate purchase of Rain Sock Kit P/N 28728-10 or Air Cleaner Trim Installation Kit P/N 12400158.

9. 61400455 Air Cleaner Trim – Center Bolt.

Fits '18-'24 FLDE, FLHC, FLHCS, FLSL, FXLR and '20-later FXST models with Original Equipment center bolt air cleaner cover.

10. 61400025 Transmission End Cover Trim.

Fits '11-'16 Touring and Trike models equipped with 103CI Twin Cam engine option.



B. HARLEY-DAVIDSON LIVE TO RIDE DERBY COVER – GOLD



B. HARLEY-DAVIDSON LIVE TO RIDE COLLECTION – GOLD



Model Family Fitment:

- V-ROD
- SPORTSTER
- DYNA
- SOFTAIL
- TOURING

376 ENGINE TRIM

Milwaukee-Eight® Collections

B. MILWAUKEE-EIGHT ENGINE COVERS – GLOSS BLACK

These engine covers are the perfect start in converting your powertrain to an elegant tuxedo black look. Manufactured from Original Equipment components to ensure a perfect fit, these covers are coated with temperature-resistant paint to ensure a long-lasting finish, and critical surfaces are masked to provide good gasket seal. Complete the look with matching primary covers, rocker housings, rocker covers, cam covers and transmission covers (sold separately).

25700491 Primary Cover.
Fits '17-later Touring and Trike models.

25700750 Primary Cover.
Fits '18 Softail® models (except FL5B, FXBB, FXBBS, , FXLR, FXLRS, and FXLRST).

25700913 Narrow-Profile Primary Cover.
Fits '18-later Softail models (except FXST, FXBB, FXBBS, FXLR, FXLRS and FXLRST). '18 models (except FL5B) require separate purchase of Softail Narrow Derby Cover and required gaskets.

25700467 Cam Cover.
Fits '18-'24 Softail and '17-later Touring and Trike models. Does not fit center cooled models.

25700520 Rocker Box Cover – Upper.
Fits '18-later Softail and '17-later Touring and Trike models (2 required).

25800055 Transmission Side Cover.
Fits '17-'20 Touring and Trike models.

25800098 Transmission Side Cover
Fits '18-'24 Softail and '21-later Touring and Trike models. Does not fit center cooled models.


34800031 Transmission Top Cover.
Fits '18-'24 Softail and '17-later Touring and Trike models. '18-later Softail models require separate purchase of gasket P/N 25700453. Does not fit center cooled models.

25700477 Derby Cover.
Fits '16-later Touring and Trike, and '15-later FLHTCUL and FLHTKL models. Also fits '07-later Touring and Trike models equipped with Narrow-Profile Outer Primary Cover P/N 25700385 or 25700438.

25700971 Derby Cover.
Fits '18-later FL5B and '19-later Softail models. Also fits '18 Softail models equipped with Narrow Profile Primary Cover P/Ns 25701077, 25700913, 25700937, 25700941, 25701039, 25701040 and 25701043.

25600098 Timer Cover.
Fits '17-later Milwaukee-Eight engine-equipped models.

NOTE: Removing and installing engine covers may require purchase of new gaskets. See dealer for information.




A. GLOSS BLACK ENGINE COVER KIT – MILWAUKEE-EIGHT POWERTRAIN



B. MILWAUKEE-EIGHT ENGINE COVERS – GLOSS BLACK



C. NARROW-PROFILE PRIMARY COVERS – FORWARD CONTROLS



D. OE STYLE NARROW-PROFILE DERBY COVERS – '19-LATER SOFTAIL

ENGINE TRIM 377

Engine Covers – Milwaukee-Eight®

C. NARROW-PROFILE PRIMARY COVERS – FORWARD CONTROLS

Shaped to slim the bike's left side profile, this Narrow-Profile Primary Cover provide short-limbed riders a straight leg path to the pavement. Original Equipment on '19-later Softail® models.

Fits '18-later Softail models (except FXST, FXBB, FXBBS, FXLR, FXLRS and FXLRST). '18 models (except FL5B) require separate purchase of Softail Narrow Derby Cover and required gaskets.

1. 25701077 Chrome.

2. 25700913 Gloss Black.

3. 25701043 Wrinkle Black.

Also available:

Fits '18-later FXBB, FXBBS, FXLRS, FXLRST, FXLR and FXST models. '18 models require separate purchase of Softail Derby Cover and required gaskets.

25700937 Chrome.

25700941 Wrinkle Black.

D. OE STYLE NARROW-PROFILE DERBY COVERS – '19-LATER SOFTAIL®

Fits '18-later FL5B and '19-later Softail models. Also fits '18 Softail models equipped with Narrow Profile Primary Cover P/Ns 25701077, 25700913, 25700937, 25700941, 25701039, 25701040 and 25701043.

1. 25700934 Polished.

2. 25700970 Black Denim.

3. 25700971 Gloss Black.

4. 25700972 Wrinkle Black.

Model Family Fitment:

- V-ROD
- SPORTSTER
- DYNA
- SOFTAIL
- TOURING

378 ENGINE TRIM

Derby, Timer & Air Cleaner Covers

A. CLASSIC CHROME COVERS

From the design philosophy of less is more, we bring you this collection of basic chrome accessories, which provides a clean, custom look that is guaranteed to turn heads.

1. 25700388 Derby Cover.
Fits '16-later Touring and Trike, and '15-later FLHTCUL and FLHTKL models. Also fits '07-later Touring and Trike models equipped with Narrow-Profile Outer Primary Cover P/N 25700385 or 25700438.

1. 60766-06 Derby Cover. (not shown)
Fits '06-'17 Dyna® and '07-'18 Softail® (except FLSB), '07-'15 Touring and Trike models (except FLHTCUL, FLHTKL or '07-'15 Touring or Trike models equipped with Narrow-Profile Outer Primary Cover P/N 25700385 or 25700438). Does not fit with passenger footboards in the "medium" or "low" position when flipped up.

2. 34760-04 Derby Cover.
Fits '04-'22 XL models.

3. 32584-88TA Timer Cover.
Fits '04-'22 XL, XR and earlier models with horizontal holes on timer cover. Includes chrome-plated stainless steel mounting hardware.

4. 32679-99A Timer Cover.
Fits Twin Cam-equipped models. Includes chrome-plated stainless steel mounting hardware.

5. 60529-90A Chain Inspection Cover.
Fits '91-'05 Dyna models (except FXDWG).


6. 60572-86 Chain Inspection Cover.
Fits '93-'05 FXDWG and '86-'06 FLST, FXST and FXSTS models.



A. CLASSIC CHROME COVERS



B. BLACK FIN COLLECTION



B. BLACK FIN COLLECTION



C. BLACK DERBY COVERS



C. BLACK DERBY COVERS

ENGINE TRIM 379

Engine Covers – Milwaukee-Eight®

B. BLACK FIN COLLECTION

Finish the sinister black look of your motorcycle with the Black Fin Collection from Harley-Davidson. The raised horizontal lines on these die-cast covers echo the traditional cylinder fin look, and the wrinkle black finish is a perfect match for the blacked-out primary, cam cover and Finned Headbolt Bridge Kit.

1. 25454-01 Derby Cover.
Fits '99-'00 Evolution® 1340, '99-'17 Dyna®, '99-'18 Softail® (except FLSB) and '99-'15 Touring and Trike models (except FLHTCUL, FLHTKL or '07-'15 Touring or Trike models with Narrow-Profile Outer Primary Cover P/N 25700385 or 25700438).

2. 32677-01 Timer Cover.
Fits '99-'17 Twin Cam-equipped models.

C. BLACK DERBY COVERS

Available in your choice of wrinkle black or gloss black finish, these simple Derby Covers add a finishing touch to your blacked-out engine.

Fits '06-'17 Dyna and '07-'18 Softail (except FLSB), and '07-'15 Touring and Trike models (except FLHTCUL, FLHTKL or '07-'15 Touring or Trike models equipped with Narrow-Profile Outer Primary P/N 25700385 or 25700438). Does not fit with passenger footboards in the "medium" or "low" position when flipped up.

60713-07 Wrinkle Black.

25700020 Gloss Black.

Fits '16-later Touring and Trike, and '15-later FLHTCUL and FLHTKL models. Also fits '07-later Touring and Trike models equipped with Narrow-Profile Outer Primary Cover P/N 25700385 or 25700438.

25700477 Gloss Black.

Fits '04-'22 XL models.

34790-05 Wrinkle Black.

Model Family Fitment:

- V-ROD
- SPORTSTER
- DYNA
- SOFTAIL
- TOURING

380 ENGINE TRIM

Engine Covers – Milwaukee-Eight®

A. MILWAUKEE-EIGHT® ENGINE ACCENT KIT

Get your high-performance engine noticed with this new Milwaukee-Eight® Engine Accent Kit. The kit includes tappet covers, lower rocker box covers, and pushrod collars that add dramatic contrasting color to the powertrain. A great way to detail out an engine upgraded with a Screamin' Eagle® Stage Kit.

Fits '17-later models equipped with Milwaukee-Eight® engine..

92500122 Orange.

92500121 Red.



A. MILWAUKEE-EIGHT ENGINE ACCENT KIT – ORANGE



A. MILWAUKEE-EIGHT ENGINE ACCENT KIT – RED



B. PUSHROD COVER KIT – GLOSS BLACK
(SHOWN WITH TAPPET COVERS – GLOSS BLACK)



B. PUSHROD COVER KIT – GLOSS BLACK



C. TAPPET COVERS – GLOSS BLACK



D. FRONT ENGINE MOUNT STABILIZER LINK



E. FINNED SPARK PLUG COVERS



ENGINE TRIM 381

Engine Covers – Milwaukee-Eight®

B. PUSHROD COVER KIT – GLOSS BLACK

Complete the sinister look. These covers replace existing chrome covers to give your bike a blacked-out appearance down to the smallest detail. Pushrod covers are finished in gloss black and the kit includes the four bottom cover tubes, four upper clips and four center collars. Cover Kit can be installed on engines already equipped with Adjustable Pushrods or can be installed by removing rocker box covers, rocker arms and non-adjustable pushrods. Consult your dealer or service manual for installation.

17900081

Fits '17-later Milwaukee-Eight® engine-equipped models. Requires prior installation of Adjustable Pushrods or removal of rocker box covers, rocker arms and fixed-length pushrods.

C. TAPPET COVERS – GLOSS BLACK

Complete your Twin Cam engine's conversion to a total blacked-out look. These gloss black tappet blocks replace the stock bright-finished components for a sinister appearance, and are manufactured from Original Equipment components for perfect fit and function. Gasket surface has been masked to ensure good oil seal. Kit comes complete with a front and rear cylinder lifter covers and two base gaskets.

25700890

Fits '17-later Milwaukee-Eight engine-equipped models. Sold in pairs.

D. FRONT ENGINE MOUNT STABILIZER LINK

Add a custom style to the front end with this brilliant chrome-plated Engine Mount Stabilizer Link. This custom heim joint assembly complements the chrome Billet Front Engine Mount Bracket P/N 16205-10. Kit includes chrome mounting hardware.

Fits '09-later Touring and Trike models.

16213-10 Chrome.

16400055 Black.

E. FINNED SPARK PLUG COVERS

Complete the finned look from the base of the cylinder all the way to the rocker box. These aluminum Finned Spark Plug Covers fill the spark plug pockets and complete the horizontal fin look across the top of the left-hand side of the engine. Firmly held in place by spring clips, these easy-to-install finned covers slip into position and do not require removal of the spark plugs for installation. Sold in pairs.

Fits '17-later Milwaukee-Eight® Engines. Does not fit '23-later FLHXSE and FLTRXSE and '24-later FLHX, FLTRX and FLTRXSTSE and '25-later FLHXU models.

25800061 Black.

Model Family Fitment:

- V-ROD
- SPORTSTER
- DYNA
- SOFTAIL
- TOURING

382 ENGINE TRIM

Engine Covers – Twin Cam

A. TWIN CAM ENGINE COVERS – GLOSS BLACK

These engine covers are the perfect start in converting your powertrain to an elegant tuxedo black look. Manufactured from Original Equipment components to ensure a perfect fit, these covers are masked and coated with temperature-resistant paint to ensure a long-lasting finish. Complete the look with matching primary covers, rocker housings, rocker covers, cam covers and transmission covers (sold separately).

60876-11A Primary Cover.
Fits '07-'17 Softail® models. Also fits '06-'17 FLD and Dyna® models equipped with factory forward controls. Will not fit with Accessory Forward Controls.

60886-11A Primary Cover.
Fits '07-'15 Touring and Trike models (except FLHTCUL and FLHTKL).

25700438 Narrow Primary Cover.
Fits '07-'16 Touring and Trike models. Installation requires separate purchase of narrow derby cover, derby cover gasket and primary gasket. Chrome is Original Equipment on '15-'16 FLHTCUL and FLHTKL and '16 Touring and Trike models.

17707-11 Rocker Box Cover.
Fits '99-'17 Dyna, '00-'17 Softail, and '99-'16 Touring and Trike models (2 required).

17709-11 Rocker Box Lower Housing.
Fits '99-'17 Dyna, '00-'17 Softail, and '99-'16 Touring and Trike models (2 required).

37198-11 Cam Cover.
Fits '01-'17 Dyna, Softail and '01-'16 Touring and Trike models (except '01 EFI Touring).

37193-11 Transmission Side Cover.
Fits '06-'17 Dyna, and '07-'17 Softail (except FLSS, FLSTFBS, FXCW, FXCWC, FXSB and FXSE), and '07-'16 Touring and Trike models. Does not fit models equipped with a hydraulic clutch.

25700180 Transmission Side Cover.
Fits '13-'16 Touring and Trike models equipped with hydraulic clutch.

37195-11 Transmission Top Cover.
Fits '06-'17 Dyna and '07-later Softail and '07-'16 Touring and Trike models.

25700020 Derby Cover.
Fits '06-'17 Dyna and '07-'18 Softail (except FL5B) and '07-'15 Touring and Trike models (except FLHTCUL, FLHTKL or '07-'15 Touring or Trike models equipped with Narrow-Profile Outer Primary Cover P/N 25700385 or 25700438).

25700477 Derby Cover.
Fits '16-later Touring and Trike, and '15-later FLHTCUL and FLHTKL models. Also fits '07-later Touring and Trike models equipped with Narrow-Profile Outer Primary Cover P/N 25700385 or 25700438.

NOTE: Removing and installing engine covers may require purchase of new gaskets. See dealer for information.



A. TWIN CAM ENGINE COVERS – GLOSS BLACK



A. TWIN CAM ENGINE COVERS – GLOSS BLACK

ENGINE TRIM 383

Engine Covers – Twin Cam

B. TWIN CAM ENGINE COVERS – WRINKLE BLACK

These black powder-coated engine covers are the perfect start in converting your powertrain to a striking wrinkle black look. Manufactured from Original Equipment components, these covers are masked and painted on the factory production paint line to ensure a matching wrinkle black or texture black finish and a perfect fit. Complete the blacked-out look with matching primary covers, rocker housings, rocker covers, cam covers and transmission covers (sold separately).

60758-06A Primary Cover.
Fits '06-'17 Dyna® models with mid controls.

60717-07A Primary Cover.
Fits '07-'17 Softail® models. Also fits '06-'17 FLD and Dyna models equipped with factory forward controls.

60706-09A Primary Cover.
Fits '07-'15 Touring and Trike models (except FLHTCUL or FLHTKL).

60715-99B Primary Cover.
Fits '99-'05 Dyna and '99-'06 Softail models.

17620-99 Rocker Box Cover.
Fits '99-'17 Dyna, '00-'17 Softail and '99-'16 Touring and Trike models (2 required).

17618-99A Rocker Box Lower Housing.
Fits '99-'17 Dyna, '00-'17 Softail and '99-'16 Touring and Trike models (2 required).

25364-01B Cam Cover.
Fits '01-'17 Dyna, Softail and '01-'16 Touring and Trike models (except '01 EFI Touring).

37135-06 Transmission Side Cover.
Fits '06-'17 Dyna, '07-'17 Softail (except FLSS, FLSTFBS, FXCW, FXCWC, FXSB and FXSE), and '07-'16 Touring and Trike models. Does not fit models equipped with a hydraulic clutch.

37189-99 Transmission Side Cover.
Fits '99-'05 Dyna, '00-'06 Softail and '99-'06 Touring models.

34521-06B Transmission Top Cover.
Fits '06-'17 Dyna and '07-'17 Softail, '07-'16 Touring and Trike models.

60713-07 Derby Cover.
Fits '06-'17 Dyna and '07-'18 Softail (except FL5B), and '07-'15 Touring and Trike models (except FLHTCUL, FLHTKL or '07-'15 Touring or Trike models equipped with Narrow-Profile Outer Primary Cover P/N 25700385 or 25700438).

NOTE: Removing and installing engine covers may require purchase of new gaskets. See dealer for information.



B. TWIN CAM ENGINE COVERS – WRINKLE BLACK



B. TWIN CAM ENGINE COVERS – WRINKLE BLACK

Model Family Fitment:

- V-ROD
- SPORTSTER
- DYNA
- SOFTAIL
- TOURING

384 ENGINE TRIM

Engine Covers – Twin Cam

A. TWIN CAM ENGINE COVERS – CHROME

Dress the engine of your Twin Cam-equipped model in chrome. These chrome-plated components are manufactured to Original Equipment specifications for exact fit and finish.

Outer Primary Covers

60764-06A

Fits '06-'17 Dyna® models with mid controls.

60782-06A

Fits '06-'17 Dyna models with forward controls and '07-'17 Softail® models.

60553-07A

Fits '07-'15 Touring and Trike models (except FLHTKL and FLHTCUL).

25700385

Narrow-Profile.

Fits '07-'16 Touring and Trike models. Installation requires separate purchase of narrow derby cover, derby cover gasket and primary gasket. Chrome is Original Equipment on '15-'16 FLHTCUL and FLHTKL and '16 Touring and Trike models.

60543-99B

Fits '99-'05 Dyna and '99-'06 Softail models.

60665-99B

Fits '99-'06 Touring models. Fits '94-'98 Touring models when used with Clutch Cover P/N 60668-99 and Gasket P/N 25416-99C.

Cam Covers

25369-01B

Fits '01-'17 Dyna, Softail, and '01-'16 Touring and Trike models. (except '01 EFI Touring).

Transmission Side Covers

37116-06

Fits '06-'17 Dyna, and '07-'17 Softail (except FLSS, FLSTFBS, FXCW, FXCWC, FXSB and FXSE), and '07-'16 Touring and Trike models. Does not fit models equipped with a hydraulic clutch.

37105-99

Fits '99-'05 Dyna, '00-'06 Softail and '99-'06 Touring models.

Rocker and Tappet Covers

Fits '99-'17 Dyna, '00-'17 Softail and '99-'16 Touring and Trike models.

17572-99

Rocker Cover.

17573-99A

Lower Rocker Housing.

17964-99

Tappet Cover, Front.

17966-99

Tappet Cover, Rear.



A. TWIN CAM ENGINE COVERS – CHROME



A. TWIN CAM ENGINE COVERS – CHROME




B. INNER PRIMARY COVER TRIM – CHROME (TOURING AND TRIKE SHOWN)



B. INNER PRIMARY COVER TRIM – CHROME



C. CYLINDER BASE COVER – SMOOTH



D. TAPPET BLOCK ACCENT



E. GASKET KIT FOR BLACK INNER PRIMARY



E. GASKET KIT FOR BLACK INNER PRIMARY

ENGINE TRIM 385

Engine Covers – Twin Cam

B. INNER PRIMARY COVER TRIM – CHROME

Get the look of a chrome inner primary cover without tearing apart the drive train. Designed to wrap the top surface of the painted inner primary cover, this mirror chrome die-cast shell provides a beefy finished look to the engine cases. Easy to install, the cover is secured with the outer primary hardware, and held in place at four points for quiet operation. Kit includes required mounting hardware. For a complete custom look, consider adding a Chrome Cylinder Base Cover and Classic Chrome Socket Head Screw Covers (sold separately).

60885-10

Fits '09-'16 Touring and Trike models. Also fits with Chrome Starter Cover P/N 66477-10.

C. CYLINDER BASE COVER – SMOOTH

Add a finished chrome look to the left side of your Twin Cam engine. This easy-to-install kit includes all necessary mounting hardware.

32077-07

Fits '06-'17 Dyna® (except FXDLS) and '07-'16 Touring and Trike models. Will not fit CVO models and models equipped with 110-cubic-inch engines.

D. TAPPET BLOCK ACCENT

Shaped to fill the gap between the tappet blocks, this unique cover adds a splash of chrome to the profile of your engine. The die-cast cover is polished and chrome-plated to a mirror finish. Easy to install.

61400002

Fits '99-'17 Twin Cam-equipped models. Does not fit with Lifter Block Covers P/N 18248-99, 18278-06 and 18262-00 or Billet Lifter Cover P/N 18088-02.

E. GASKET KIT FOR BLACK INNER PRIMARY

It's the details that count. This gasket kit eliminates the silver shadow line you see between the engine and primary. It's the perfect finishing touch any time the primary has been removed for engine service or during the installation of other accessories. Comprehensive kit contains all gaskets and hardware required to reinstall the primary.

25700337

Fits '06-'17 Dyna, '07-'17 Softail, and '07-'16 Touring and Trike models.

Also available:

EVOLUTION® 1340 ENGINE COVERS – CHROME

Inspection Covers – with Shifter Hole

60529-90A

Fits '91-'05 Dyna® models (except FXDWG).

Inspection Covers – without Shifter Hole

60572-86

Fits '93-'05 FXDWG and '86-'06 FLST, FXST and FXSTS models.

Model Family Fitment:

- V-ROD
- SPORTSTER
- DYNA
- SOFTAIL
- TOURING

386 ENGINE TRIM

Engine Covers – Twin Cam

A. HARLEY-DAVIDSON® GENUINE HIGH PERFORMANCE 1.4KW STARTER

This starter offers both great styling and increased performance, providing 15% greater torque than the stock replacement starter. Engineered and tested by Harley-Davidson from the ground up, this starter offers unparalleled reliability and durability. No special battery or battery cable requirements.

Fits '06-'17 Dyna® (except ABS equipped models) and '07-'17 Softail and '07-'16 Touring and Trike models.


31619-06A Black Finish.

31621-06A Chrome Finish.


Fits '99-'00 FXR, '94-'05 Dyna and '94-'06 Softail and Touring models.

31335-03A Black Finish.

31559-99A Chrome Finish.



A. HARLEY-DAVIDSON GENUINE HIGH PERFORMANCE 1.4KW STARTER – CHROME



A. HARLEY-DAVIDSON GENUINE HIGH PERFORMANCE 1.4KW STARTER – BLACK

B. STARTER SOLENOID COVER KIT – CHROME

Add chrome to an often overlooked area with this cover, featuring the same high-quality, bright finish used on most of our accessories.

31783-00

Fits '94-later models (except '02-'17 VRSC™, '15-later XG, '18-later Softail and '17-later Touring and Trike models).



B. STARTER SOLENOID COVER KIT – CHROME

C. FRONT ENGINE MOUNT COMPONENTS – CHROME

A must-have for any chrome connoisseur, this chrome-plated Front Engine Mount Bracket will set your custom apart from the rest. The chrome bracket is machined from premium 6061-T6 aluminum, and is a direct bolt-on replacement for the Original Equipment bracket. Can be used with the stock stabilizer link, or dressed up with the optional chrome Front Engine Mount Stabilizer Link P/N 16213-10. Kit includes chrome mounting hardware.

Add a custom style to the front end with this brilliant chrome-plated Engine Mount Stabilizer Link. This custom heim joint assembly complements the chrome Billet Front Engine Mount Bracket P/N 16205-10. Kit includes chrome mounting hardware.

16213-10 Front Tie Link.

Fits '09-later Touring and Trike models.



D. FRONT ENGINE MOUNT COMPONENTS – BLACK

Perfect for installation on a blacked-out engine, these black engine mount components replace the factory silver-finished parts and blend these functional items into the background. Manufactured from Original Equipment components for perfect fit and proven reliability.

16400056 Front Engine Mount Bracket.


Fits '08-'16 Touring models.

16400055 Front Tie Link.

Fits '09-later Touring models.



D. FRONT ENGINE MOUNT COMPONENTS – BLACK



E. TAPPET COVERS – BLACK

E. TAPPET COVERS – BLACK

Complete your Twin Cam engine's conversion to a total blacked-out look. These textured black tappet blocks replace the stock bright-finished components for a sinister appearance, and are manufactured from Original Equipment components for perfect fit and function.

25700653

Fits '99-'17 Twin Cam-equipped models. Sold in pairs.

F. PUSHROD COVER KIT – GLOSS BLACK

Complete the Dark Custom look. These covers replace existing chrome covers to give your bike a blacked-out appearance down to the smallest detail. Pushrod covers are finished in gloss black and the kit includes the four bottom cover tubes and the four upper clips. Installation retains the Original Equipment chrome short center tube to create a high-contrast accent. Cover Kit can be installed on engines already equipped with Adjustable Pushrods or can be installed by removing rocker box covers, rocker arms and non-adjustable pushrods. Consult your dealer or service manual for installation.

17900033 Covers Only.

Fits '99-'17 Twin Cam-equipped models. Requires prior installation of Adjustable Pushrods or removal of rocker box covers, rocker arms and fixed-length pushrods.



F. PUSHROD COVER KIT – GLOSS BLACK

G. PUSHROD TUBE COLLARS – GLOSS BLACK

Manufactured from Original Equipment components for perfect fit and function, these Pushrod Collars complete your Twin Cam engine's conversion to the total blacked-out look. Covers replace the chrome-finished factory covers, and fit with stock or Screamin' Eagle® Quick-Install Pushrods.

17900076

Fits '84-'00 Evolution® 1340 and '99-'17 Twin Cam-equipped models. Installation requires use of Adjustable Pushrods or removal of rocker box covers, rocker arms and fixed-length pushrods.



G. PUSHROD TUBE COLLARS – GLOSS BLACK

Model Family Fitment:

- V-ROD
- SPORTSTER
- DYNA
- SOFTAIL
- TOURING

388 ENGINE TRIM

Sportster® Engine & Transmission Trim

A. CHROME ENGINE COVERS

Dress the engine of your Sportster® model in chrome. These polished and chrome-plated components are manufactured to Original Equipment specifications for exact fit and finish.

1. Primary Cover

25460-06 Fits '06-'22 XL models.

2. Gearcase Cover

25213-04 Fits '04-'22 XL models.

3. Transmission Sprocket Cover

34932-04 Fits '04-'22 XL models.

4. Rocker Box Lower Housing (each)

17537-07A Fits '07-'22 XL models.

5. Rocker Box Cover (each)

17551-04 Fits '04-'22 XL models.

6. Primary Chain Inspection Cover

34761-04A Fits '04-'22 XL models.

7. Derby Cover

34760-04 Fits '04-'22 XL models.

8. Engine Mount Link

16400020 Fits '04-'22 XL and '08-'13 XR models.

Shown with:

SMOOTH AIR CLEANER COVER

Wrap your Screamin' Eagle® round air cleaner element in style. The mirror chrome low-profile Air Cleaner Cover shields the element and opens breathing space between the backing plate and the cover. Cut-away bottom design exposes the air cleaner element to maximize the airflow. Easy to install, the one-piece cover is the ideal complement to the Chrome Air Cleaner Back Plate P/N 29510-05.

29153-07

Fits '07-'22 XL models equipped with Screamin' Eagle Round High-Flow Air Cleaner Kits and '99-'17 Twin Cam models equipped with Screamin' Eagle Round High-Flow Air Cleaner Kits.



A. CHROME ENGINE COVERS



A. CHROME ENGINE COVERS

ENGINE TRIM 389

Sportster® Engine & Transmission Trim

B. WRINKLE BLACK ENGINE COVERS

These black powder-coated engine covers are the perfect start in converting your powertrain to a striking wrinkle black look. Manufactured from Original Equipment components, these covers are masked and painted on the factory production paint line to ensure a matching wrinkle black or texture black finish and a perfect fit. Complete the blacked-out look with matching primary covers, rocker housings, rocker covers, cam covers and transmission covers (sold separately).

1. Gearcase Cover

25486-05 Fits '04-'22 XL models.

2. Transmission Sprocket Cover

34943-05 Fits '04-'22 XL models.

3. Rocker Box Lower Housing (each)

17645-07A Fits '07-'22 XL models.

4. Rocker Box Cover (each)

17655-05 Fits '04-'22 XL models.

5. Primary Cover

25307-06 Fits '06-'22 XL models.

6. Primary Chain Inspection Cover

34794-05A Fits '04-'22 XL models.

7. Derby Cover

34790-05 Fits '04-'22 XL models.

NOTE: Removing and installing engine covers may require purchase of new gaskets. See dealer for information.

C. PUSHROD COVER KIT – GLOSS BLACK

These Pushrod Covers add to your bike's blacked-out look and are coated with durable, heat-resistant gloss black paint. The kit includes four bottom cover tubes and four upper clips. Pushrod Covers are a great add-on when upgrading the top end of your engine with Screamin' Eagle® performance cylinder heads.

17900083

Fits '04-'22 XL and XR models. Includes 4 Pushrod covers. Requires removal of cylinder heads for installation.

D. TAPPET COVERS – GLOSS BLACK

Complete your Sportster® engine's conversion to a total blacked-out look. These Tappet Covers replace the bright-finished stock covers and are manufactured from Original Equipment components with heat-resistant gloss black paint for perfect fit and function.

17900084


Fits '04-'22 XL and XR models. Includes 2 covers and 2 gaskets. Requires removal of cylinder heads for installation.



B. WRINKLE BLACK ENGINE COVERS



C. PUSHROD COVER KIT – GLOSS BLACK



D. TAPPET COVERS – GLOSS BLACK

Model Family Fitment:

- V-ROD
- SPORTSTER
- DYNA
- SOFTAIL
- TOURING

390 ENGINE TRIM

Air Cleaner Covers

A. AIR CLEANER TRIM – BRUSHED ALUMINUM

Show off your Milwaukee-Eight® engine's displacement with pride. Available for 107- and 114-cubic-inch engines, this brushed aluminum and black trim is the perfect complement to chrome or black engine finishes. This easy-to-install self-adhesive formed aluminum trim fits perfectly into the recessed face of the Softail models Original Equipment perimeter bolt air cleaner cover.

61300788 107 Logo.
Fits '18-later FLFB, FL5B, FXBB, FXBR and FXFB models with Original Equipment perimeter bolt air cleaner cover.

B. AIR CLEANER COVER – GLOSS BLACK

Complete the blacked-out look. Original Equipment on the FLSS model, this Gloss Black Air Cleaner Cover adds a sinister touch without changing the signature profile of your late model Twin Cam motor.

61300536
Fits '16-'17 Softail (except FLSTFBS) and '14-'16 Touring and Trike models (except CVO™) with Original Equipment Air Cleaner or models equipped with Screamin' Eagle® Round High-Flow Air Cleaner P/N 29400233 or 29400234.

C. SCREAMIN' EAGLE® VENTILATOR ELITE AIR CLEANER COVER

Add a luxurious finishing touch to your Ventilator Air Cleaner. Designed as a direct replacement for the Screamin' Eagle® and CVO™ Ventilator Air Cleaners, this easy-to-install cover features a sleek center bar design surrounded with carbon fiber inserts. Kit includes low-profile cover, diamond-cut Screamin' Eagle medallion and chrome mounting hardware.

Fits '10-'17 Dyna®, '09-'16 Softail®, '09-'16 Touring and Trike models equipped with Ventilator Air Cleaner Kits. Also fits Dyna HO103 and CVO™ models with Original Equipment Ventilator Air Cleaner.

61300516 Chrome.
61300517 Gloss Black.



A. AIR CLEANER TRIM – BRUSHED ALUMINUM



B. AIR CLEANER COVER – GLOSS BLACK



C. SCREAMIN' EAGLE VENTILATOR ELITE AIR CLEANER COVER – CHROME



C. SCREAMIN' EAGLE VENTILATOR ELITE AIR CLEANER COVER – GLOSS BLACK



D. MILWAUKEE-EIGHT ENGINE AIR CLEANER COVER – GLOSS BLACK



E. SMOOTH AIR CLEANER COVER



F. BOBBER-STYLE ROUND AIR CLEANER COVER – CHROME



F. BOBBER-STYLE ROUND AIR CLEANER COVER – GLOSS BLACK

ENGINE TRIM 391

Air Cleaner Covers

D. MILWAUKEE-EIGHT® ENGINE AIR CLEANER COVER – GLOSS BLACK

Complete the blacked-out look. This Gloss Black Air Cleaner Cover adds a sinister touch without changing the signature profile of your Milwaukee-Eight® engine.

61300828
Fits '17-later Touring (except CVO™) and Trike models with Original Equipment air cleaner or Screamin' Eagle® Wedge High-Flow Air Cleaner.

E. SMOOTH AIR CLEANER COVER

Wrap your Screamin' Eagle round air cleaner element in style. The mirror chrome low-profile Air Cleaner Cover shields the element and opens breathing space between the backing plate and the cover. Cut-away bottom design exposes the air cleaner element to maximize the airflow. Easy to install, the one-piece cover is the ideal complement to the Chrome Air Cleaner Back Plate P/N 29510-05.

29153-07
Fits '07-'22 XL models equipped with Screamin' Eagle Round Filter Air Cleaner Kits and '99-'17 Twin Cam models equipped with Screamin' Eagle Round High-Flow Air Cleaner Kits.

F. BOBBER-STYLE ROUND AIR CLEANER COVER

Low-profile round air cleaner cover adds an attractive nostalgic look to any bike's profile. The cover features a cut-away bottom design that exposes the filter element to maximize the airflow when installed with a Screamin' Eagle High-Flow Air Cleaner Kit.

Fits '12-'16 XL1200V and '11-'15 FLS and FXS models with Original Equipment round air cleaner. Also fits models equipped with Screamin' Eagle Round High-Flow Air Cleaner Kits.

61300120 Chrome.
61300128 Gloss Black.

Model Family Fitment:

V-ROD
 SPORTSTER
 DYNA
 SOFTAIL
 TOURING

392 ENGINE TRIM

Oil Temp & Level

A. OIL LEVEL AND TEMPERATURE DIPSTICK WITH LIGHTED LCD READOUT

New and improved capacitive level sensing technology provides the highest degree of accuracy and durability. Now available in chrome and black, these dipsticks allow you to check your oil level and oil temperature with the push of a button. Add function and style by replacing your stock dipstick with this hard-working version. No more grabbing a rag to pull your hot dipstick. No more oil drips on your pipes and on the garage floor. Simply push the button and this dipstick lights up with a brilliant backlight. Oil level is indicated by a four-segment readout—it even reminds you to check your oil when it is hot. Designed to be waterproof, the LCD (liquid crystal display) readout operates on a long-lasting, replaceable lithium coin-type battery (CR2032 3V, P/N 91800066A). Display features a low battery indicator and press-and-hold feature to toggle between Fahrenheit and Celsius.

Fits '04-'22 XL and XR models.

62700009 Chrome.

62700011A Gloss Black.

Fits '17-later Touring models.

62700180A Chrome.

62700194A Gloss Black.

Fits '07-'16 Touring models (except models equipped with a Sidecar). Will not fit Touring models equipped with Engine/Transmission Interface Cover P/N 66532-07.

63004-09B Chrome.

Also available:

LCD DIPSTICK BATTERY AND SEAL KIT

Kit includes CR2032 3V Lithium Replacement Battery and waterproof seal kit.

91800066A

B. OIL DIPSTICK WITH TEMPERATURE GAUGE

Replace your Original Equipment oil dipstick with this custom-styled version featuring an easy-to-see mechanical temperature readout with Harley-Davidson logo. A chrome-plated cap completes the styling and provides an easy grip for removal.

62896-00B

Fits '00-'17 Softail models (except FXCW, FXCWC, FXSB, FXSBSE, FXSE and '09 FXSTSSE).

63023-05 Fits '04-'22 XL and XR models.

62667-87TA Fits '82-'03 XL models.

C. CHROME OIL DIPSTICK

Easy-to-install chrome-plated oil dipstick adds a finishing touch and shows your attention to detail.

62858-99 Fits '99-'06 Touring models.

D. FUEL TANK FITTING COVER

This classic chrome styled two-piece die-cast cover conceals the EFI fuel line fitting below the tank. Easy to install, the kit includes chrome-plated hardware and hex key wrench.

62809-06

Fits '04-'07 fuel injected Dyna®, '02-'17 fuel injected Softail® and '03-'16 fuel injected Touring and Trike models.



A. OIL LEVEL AND TEMPERATURE DIPSTICK – CHROME



A. OIL LEVEL AND TEMPERATURE DIPSTICK – CHROME (SPORTSTER SHOWN)



B. OIL DIPSTICK WITH TEMPERATURE GAUGE (SOFTAIL SHOWN)



B. OIL DIPSTICK WITH TEMPERATURE GAUGE ('04-LATER SPORTSTER SHOWN)



C. CHROME OIL DIPSTICK – '06-LATER DYNA



D. FUEL TANK FITTING COVER



E. FINNED HEADBOLT BRIDGE – BLACK HIGHLIGHTED



E. FINNED HEADBOLT BRIDGE – CVO GRANITE HIGHLIGHTED




F. HEADBOLT BRIDGE – CHROME



G. SPARK PLUG COVERS (32745-99 SHOWN)



G. SPARK PLUG COVERS (32745-99 SHOWN)



H. HEADBOLT COVERS



I. CLASSIC CHROME ROCKER BOX BOLT COVERS

ENGINE TRIM 393

Cylinder Head Covers

E. FINNED HEADBOLT BRIDGE

This exclusive aluminum Finned Headbolt Bridge covers both headbolts and the spark plug, filling out your cylinder fins all the way to the rocker box. Featuring an engraved Bar & Shield emblem, the bridge is easy to install with unique headbolt mounts. All necessary mounting hardware included. Sold in pairs.

43859-00 Black Highlighted.
Fits '99-'17 Twin Cam-equipped models with electronic fuel injection and '00-later FXSTD models.

61400148 CVO™ Granite Highlighted.
Fits '99-'17 Twin Cam-equipped models with electronic fuel injection and '00-later FXSTD models.

F. HEADBOLT BRIDGE – CHROME

This exclusive Headbolt Bridge covers both the headbolts and spark plug with a splash of chrome and an engraved Bar & Shield emblem. Easy to install with unique headbolt mounts. Kit includes all necessary mounting hardware. Sold in pairs.

43858-00

Fits '99-'17 Twin Cam-equipped models. (Will not fit with Screamin' Eagle® heads or 110Cl or 117Cl engines.)

44432-04

Fits '04-'22 XL and XR models.

G. SPARK PLUG COVER KITS

32745-99 H-D Motor Co. Logo.

Fits '99-'17 Twin Cam-equipped models.

H. HEADBOLT COVERS

Precision-machined of high-quality aluminum and manufactured in the U.S.A. Hand-polished and chrome-plated. Available in a variety of styles to match your customizing direction, these kits include 4 easy-to-install headbolt covers, set screws and an Allen® wrench for easy installation.

Fits '86-'22 XL, '08-'13 XR, '85-'99 Evolution® 1340 and '99-'17 Twin Cam models.

1. 43822-01 Chrome.

2. 43911-95 Chrome Bar & Shield Logo.

3. 43884-96 Chrome H-D Motor Co. Logo.

I. CLASSIC CHROME ROCKER BOX BOLT COVERS

Matching the styling of our classic chrome headbolt covers, these chrome-plated Rocker Box Bolt Covers add chrome to your engine. Easy to install, the covers are held in place by a spring steel clip. Sold in packages of four.

43868-99

Fits '99-'17 Twin Cam-equipped models.

Model Family Fitment:

V-ROD
 SPORTSTER
 DYNA
 SOFTAIL
 TOURING

394 ENGINE TRIM

Docking Hardware Covers

A. REAR DOCKING HARDWARE COVER KIT

Disguise the rear docking hardware with these easy-to-install covers. The caps slide over the exposed docking points, and are held in place by a strong magnetic pull. The caps are easy to remove when you wish to reinstall detachable accessories. Covers are available with brilliant chrome or durable gloss black finish to match your bike's attitude. Sold in pairs.

Fits many accessory docking hardware kits. Refer to the fitment matrix below or the Parts & Accessories section of www.harley-davidson.com for details.

48218-10	Short Chrome (pair).
48220-10	Large Chrome (pair).
48035-09	Small Chrome (pair).
48221-10	Short Black (pair).
48223-10	Large Black (pair).
48225-10	Small Black (pair).



A. REAR DOCKING HARDWARE COVER KIT – CHROME



A. REAR DOCKING HARDWARE COVER KIT – BLACK

Docking Kit Part Number	Fitment	Large Chrome: 48220-10 Black: 48223-10	Small Chrome: 48035-09 Black: 48225-10	Short Chrome: 48218-10 Black: 48221-10
XL Models				
53529-04	Fits '04-'22 XL (some black) models.	–	1	1
53532-02	Fits '02-'03 XL (with bags) models.	1	–	–
90465-98A	Fits '94-'01 XL (with bags) models.	1	–	–
Dyna® Models				
53961-06	Fits '06-'17 Dyna® (FXD/L) models.	–	1	1
53964-06B	Fits '08-'17 FXDF, '09-'10 FXDFSE and '06-'08 FXDWG models.	–	1	1
54097-10	Fits '10-'17 FXDWG (black) models.	–	1	1
53797-09	Fits '09-'17 FXDB (black) models.	–	1	1
53858-01	Fits '96-'01 FXDWG (except FXDWG2) models.	1	–	–
Softail® Models				
53932-03A	Fits '03-'17 Softail® (without bags) models.	1	1	–
Touring Models				
52300131	Fits '14-later Touring (4pt) chrome models.	–	2	–
52300353	Fits '14-later Touring (4pt) chrome models.	–	2	–
52300354	Fits '14-later Touring (4pt) black models.	–	2	–
54205-09	Fits '09-'13 Touring (4pt) chrome models.	–	2	–
54246-09	Fits '09-'13 Touring (4pt) black models.	–	2	–
54030-09	Fits '09-'13 Touring (2pt) chrome models.	–	1	–
54249-09	Fits '09-'13 Touring (2pt) black models.	–	1	–
53803-06	Fits '97-'08 Touring (front) models.	–	1	–
53804-06	Fits '94-'08 Touring (rear) models.	1	1	–
53988-07	Fits '07-'08 FLHRSE3/4 models.	–	1	1

Model Family Fitment:

- V-ROD
- SPORTSTER
- DYNA
- SOFTAIL
- TOURING

ENGINE TRIM 395

Docking Hardware Covers

B. CHROME SOCKET HEAD SCREW COVER KIT

Finish the show-winning look with these easy-to-install hardware covers. These machined brass and chrome-plated covers are corrosion resistant, and the internal spring steel retention clip resists vibration and thermal cycling to securely hold the covers in place.

94830-02	Fits 1/4" socket head screws with hex drive (pkg. of 10).
94832-02	Fits 5/16" socket head screws with hex drive (pkg. of 4).

C. CHROME ALLEN® HOLE PLUGS

94130-93T	1/4" (pkg. of 10).
94131-93T	5/16" (pkg. of 10).
94132-93T	3/8" (pkg. of 10).

D. CHROME HEX BOLT COVERS

Place over a variety of exposed bolts for a cleaner, detailed look. Compression clips for a secure fit. Sold in packages of 6 covers with retaining clips.

43881-96	Fits 1/2" hex bolts.
-----------------	----------------------

E. CHROME AIR CLEANER SCREW

Complete the chrome on your stock air cleaner cover with this chrome-plated stainless steel screw, which easily replaces the polished stock air cleaner screw.

29703-00	Fits stock Evolution® 1340 engines.
-----------------	-------------------------------------

F. CHROME TIMER COVER SCREW KITS

Dress up accessory timer covers by replacing the stock zinc plate screws with brilliant chrome.

32690-99A	Fits Twin Cam 5-hole timer covers. Kit contains five chrome-plated button head Torx® screws.
94208-04	Fits '18-'24 Softail®, '17-later Touring (except '23-later FLHXSE, FLTRXSE, '24-later FLHX, FLTRX, FLTRXSTSE and '25-later FLHXU) and '04-'22 XL models.

G. CHROME DERBY COVER SCREW KIT

Dress up accessory derby covers by replacing the stock zinc-plated screws with brilliant chrome.

25913-99	Fits '99-later Dyna®, Softail, Touring and Trike models. Kit contains five chrome-plated button head Torx screws and five stainless steel washers.
94630-98	Fits Evolution 1340 models. Kit includes three button head Torx screws and oil seals.
94631-98	Fits '94-'03 XL models.
94207-04	Fits '04-'22 XL models.



B. CHROME SOCKET HEAD SCREW COVER KIT



C. CHROME ALLEN HOLE PLUGS



D. CHROME HEX BOLT COVERS



E. CHROME AIR CLEANER SCREW



F. CHROME TIMER COVER SCREW KIT – TWIN CAM SHOWN



G. CHROME DERBY COVER SCREW KIT – TWIN CAM SHOWN

Model Family Fitment:

- V-ROD
- SPORTSTER
- DYNA
- SOFTAIL
- TOURING

396 ENGINE TRIM

Black Hardware Kits

A. BLACK HARDWARE KITS – ENGINE

Durable and easy to install, this black engine hardware adds a custom touch to the blacked-out look of your motorcycle. Kits include the hardware required to replace all of the visible zinc-plated fasteners on the vehicle's engine, primary, rocker boxes, derby or cam covers. Lock patch included where required.

BLACK HARDWARE KIT – FULL ENGINE

Includes the hardware required to replace the visible set of zinc-plated fasteners on the primary cover, derby cover, transmission side and top covers, tappet covers, cam covers and rocker box covers.

12600251

Fits '17-later Touring (except '23-later FLHXSE and FLTRXSE and '24-later FLHX, FLTRX and FLTRXSTSE and '25-later FLHXU)) and Trike models.

12600256

Fits '18-'24 Softail® models. '18 models (except FLSB) require additional purchase of Derby Cover Kit P/N 12600255.

BLACK HARDWARE KIT – PRIMARY COVER

12600252

Fits '17-later Touring (except '23-later FLHXSE and FLTRXSE and '24-later FLHX, FLTRX and FLTRXSTSE and '25-later FLHXU)) and Trike models.

12600257

Fits '18-later Softail models.

BLACK HARDWARE KIT – TRANSMISSION

12600253

Fits '18-later Softail and '17-later Touring (except '23-later FLHXSE, FLTRXSE and '24-later FLHX, FLTRX and FLTRXSTSE and '25-later FLHXU)) and Trike models.

BLACK HARDWARE KIT – ROCKER BOX

12600254

Fits '18-later Softail and '17-later Touring (except '23-later FLHXSE, FLTRXSE and '24-later FLHX, FLTRX and FLTRXSTSE and '25-later FLHXU)) and Trike models.

BLACK HARDWARE KIT – CAM COVER AND TAPPET COVERS

12600258

Fits '18-later Softail and '17-later Touring and Trike models.

BLACK HARDWARE KIT – DERBY COVER

12600259

Fits '19-later Softail and '18-later FLSB models.

12600255

Fits '06-'17 Dyna®, '08-'18 Softail (except FLSB) and '08-later Touring and Trike models.

Also available (not shown)


BLACK HARDWARE KIT – DERBY AND PRIMARY COVER

12600261

Fits '04-'22 XL models.



A. BLACK HARDWARE KITS – FULL ENGINE (12600251 SHOWN)



A. BLACK HARDWARE KIT – FULL ENGINE (12600251 SHOWN)



A. BLACK HARDWARE KIT – PRIMARY COVER (12600252 SHOWN)



A. BLACK HARDWARE KIT – TRANSMISSION (12600253 SHOWN)



A. BLACK HARDWARE KIT – ROCKER BOX (12600254 SHOWN)




A. BLACK HARDWARE KIT – CAM COVER AND TAPPET COVERS (12600258 SHOWN)



A. BLACK HARDWARE KIT – DERBY COVER (12600255 SHOWN)



B. CHROME HARDWARE KIT – PRIMARY COVER



C. CHROME HARDWARE KIT – GEARCASE/FRONT SPROCKET COVER



D. CHROME HARDWARE KIT – TRANSMISSION (SOFTAIL SHOWN)



E. CHROME HARDWARE KIT – ROCKER BOX (BIG TWIN SHOWN)



F. CHROME HARDWARE KIT – CAM COVER



G. CHROME HARDWARE KIT – LIFTER/TAPPET BLOCK

ENGINE TRIM 397

Chrome Hardware Kits

B. CHROME HARDWARE KIT – PRIMARY COVER

Kit includes the hardware required to replace the visible set of zinc-plated fasteners on the outer primary cover. Inspection and derby cover hardware included. Lock patch included where required.

94281-04 Fits '04-'22 XL models.

C. CHROME HARDWARE KIT – GEARCASE/FRONT SPROCKET COVER

Kit includes the hardware required to replace the visible set of zinc-plated fasteners on the gearcase and front sprocket cover. Lock patch included where required.

94280-04 Fits '04-'22 XL models.

D. CHROME HARDWARE KIT – TRANSMISSION

Kit includes the hardware required to replace the visible set of zinc-plated fasteners on the transmission top cover, bearing housing assembly and clutch release cover. Lock patch included where required.

34856-06A

Fits '06-'17 Dyna® and '07-'17 Softail® and Touring models.

E. CHROME HARDWARE KIT – ROCKER BOX

Kit includes the hardware required to replace the visible set of zinc-plated fasteners on rocker box covers. Lock patch included where required.

94059-03

Fits '99-'17 Dyna, '00-'17 Softail, and '99-'16 Touring and Trike models.

F. CHROME HARDWARE KIT – CAM COVER

Kit includes the hardware required to replace the visible set of zinc-plated fasteners on the cam cover. Cam position sensor cover hardware included. Lock patch included where required.

94058-03

Fits '99-'17 Dyna, '00-'17 Softail, and '99-'16 Touring and Trike models.

G. CHROME HARDWARE KIT – LIFTER/TAPPET BLOCK

Kit includes the hardware required to replace the visible set of zinc-plated fasteners on lifter block covers. Lock patch included where required.

94068-03

Fits '99-'17 Dyna, '00-'17 Softail, and '99-'16 Touring and Trike models.

Model Family Fitment:

V-ROD
 SPORTSTER
 DYNA
 SOFTAIL
 TOURING

398 ENGINE TRIM

Chrome Hardware

A. WINDSHIELD ACORN NUT KIT

Kit contains 10 chrome-plated low crown 12-24 acorn nuts.

94111-95

Fits Compact, King-Size, Convertible and Road King® windshields (pkg. of 10).

B. CHROME ACORN NUT KITS

94116-93T 10 - 32 thread (pkg. of 5).

94119-93T 5/16" - 18 thread (pkg. of 4).

94120-93T 5/16" - 24 thread (pkg. of 4).

94121-93T 3/8" - 16 thread (pkg. of 3).

94122-93T 3/8" - 24 thread (pkg. of 3).

94124-93T 7/16" - 20 thread (pkg. of 2).

94125-93T 1/2" - 13 thread (pkg. of 1).

94126-93T 1/2" - 20 thread (pkg. of 1).

94127-93T 5/8" - 18 thread (pkg. of 1).

C. CHROME TORX® BUTTON HEAD SCREWS

Available in 1/4-inch, 5/16-inch and 3/8-inch coarse thread, up to 2-1/4 inches long. Grade 8. See your Dealer for more information.

D. CHROME HEX SOCKET BUTTON HEAD SCREWS

Available in 8-32, 10-24, 10-32, 1/4-inch, 5/16-inch and 3/8-inch, up to 1 inch long. See your Dealer for more information.

E. CHROME TORX SOCKET HEAD SCREWS

Available in 1/4-inch, 5/16-inch and 3/8-inch coarse thread, up to 2-1/4 inches long. Grade 8. See your Dealer for more information.

F. CHROME SOCKET HEAD SCREWS

Available in 1/4-inch, 5/16-inch and 3/8-inch coarse and fine thread, up to 3 inches long. See your Dealer for more information.



A. WINDSHIELD ACORN NUT KIT



B. CHROME ACORN NUT KITS



C. CHROME TORX BUTTON HEAD SCREWS



D. CHROME HEX SOCKET BUTTON HEAD SCREWS



E. CHROME TORX SOCKET HEAD SCREWS



F. CHROME SOCKET HEAD SCREWS



G. CHROME SMOOTH SOCKET HEAD SCREWS



H. CHROME HEX HEAD SCREWS



I. CHROME 12-POINT SCREWS



J. CHROME FLAT-HEAD SCREWS



K. CHROME LOCK NUTS WITH NYLON INSERTS



L. CHROME HEX NUTS



M. CHROME FLAT WASHERS



N. CHROME LOCK WASHERS

ENGINE TRIM 399

Chrome Hardware

G. CHROME SMOOTH SOCKET HEAD SCREWS

Available in 1/4-inch, 5/16-inch and 3/8-inch coarse and fine thread, up to 3 inches long. See your Dealer for more information.

H. CHROME HEX HEAD SCREWS

Available in 1/4-inch, 5/16-inch and 3/8-inch coarse and fine thread, up to 3 inches long. See your Dealer for more information.

I. CHROME 12-POINT SCREWS

Available in 1/4-inch, 5/16-inch and 3/8-inch coarse thread, up to 2-1/4 inches long. Grade 8. See your Dealer for more information.

J. CHROME FLAT-HEAD SCREWS

When the details matter, even your screws are chromed. These Grade 8 Hex Drive screws are available in 17 different sizes. See your Dealer for more information.

K. CHROME LOCK NUTS WITH NYLON INSERTS

Available in 10-24, 1/4-inch, 5/16-inch, 3/8-inch, 7/16-inch and 5/8-inch sizes, coarse and fine thread. See your Dealer for more information.

L. CHROME HEX NUTS

Available in 1/4-inch, 5/16-inch and 3/8-inch sizes, coarse and fine thread. See your Dealer for more information.

M. CHROME FLAT WASHERS

Available in 1/4-inch, 5/16-inch and 3/8-inch sizes. See your Dealer for more information.

N. CHROME LOCK WASHERS

Available in 1/4-inch, 5/16-inch and 3/8-inch sizes. See your Dealer for more information.

Model Family Fitment:

- V-ROD
- SPORTSTER
- DYNA
- SOFTAIL
- TOURING

CONTROLS



402 CONTROLS

Switchback Collection Clear

SWITCHBACK COLLECTION — CLEAR ANODIZED

Put performance first with Switchback Collection accessories. Forged billet aluminum with heavy knurled texture and grippy rubber surfaces for the positive control aggressive riders demand. Raw aluminum is protected with a durable clear anodized finish. These lightweight designs won't slow you down.

A. SWITCHBACK COLLECTION HAND GRIPS — CLEAR ANODIZED

56100559

Fits '16-'17 FXDLS and '16-'24 Softail® models; '11-'12 FLSTSE, '14-'15 FLSTNSE, '13-'14 FXSBSE, '16-'17 FXSE and '08-'23 Touring (except '18-'19 FLTRXSE, '23-later FLHXSE and FLTRXSE, and '24-later FLHX, FLTRX, or FLTRXSTSE and '25-later FLHXU) and Trike models.

56100565

Fits '25-later Softail and 23-later FLHXSE, FLTRXSE, '24-later FLHX, FLTRX, FLTRXSTSE, and '25-later FLHXU models.



A. SWITCHBACK COLLECTION HAND GRIPS — CLEAR ANODIZED



G. SWITCHBACK COLLECTION HAND GRIPS — BLACK ANODIZED

B. SWITCHBACK COLLECTION FOOTBOARDS — CLEAR ANODIZED

50502527

Rider.

Fits '18-later FL Softail models equipped with rider footboards.

50502483

Rider.

Fits '12-'16 FLD, '00-'17 FL Softail®, '00-later Touring (except FLHTCUL and FLHTKL), and '09-'13 Trike models. Installation on '00-'17 Softail® FLS, FLSS, FLSTFB, FLSTFBS and FLSTN models requires separate purchase of Jiffy Stand P/N 50087-07A. Not for use with Ergo Jiffy Stand P/N 50000091 or Jiffy Stand Extension Kit P/N 50233-00, 50000008 or 50000023.



B. SWITCHBACK COLLECTION FOOTBOARDS — CLEAR ANODIZED



H. SWITCHBACK COLLECTION FOOTBOARDS — BLACK ANODIZED

C. SWITCHBACK COLLECTION BRAKE PEDAL PADS — CLEAR ANODIZED

50600563

Small.

Fits '18-later FL SB, FXBR and FXBRS models. Also fits '18-later Softail models equipped with Billet Style Rear Brake Lever for Forward Controls P/N 41600218, 41600219 and 41600220.

50600547

Large.

Fits '12-'16 FLD, '86-'17 FL Softail and '80-later Touring and Trike models.

50600555

Large.

Fits '18-later FL Softail models equipped with rider footboards.



C. SWITCHBACK COLLECTION BRAKE PEDAL PADS — CLEAR ANODIZED



D. SWITCHBACK COLLECTION FOOTPEGS — CLEAR ANODIZED



I. SWITCHBACK COLLECTION BRAKE PEDAL PADS — BLACK ANODIZED



J. SWITCHBACK COLLECTION FOOTPEGS — BLACK ANODIZED (50502504 SHOWN)

E. SWITCHBACK COLLECTION MINI FOOTBOARD & MOUNT KIT — CLEAR ANODIZED

50502669

Fits '09-later Touring models.



E. SWITCHBACK COLLECTION MINI FOOTBOARD & MOUNT KIT — CLEAR ANODIZED



F. SWITCHBACK COLLECTION SHIFTER PEG — CLEAR ANODIZED



K. SWITCHBACK COLLECTION MINI FOOTBOARD & MOUNT KIT — BLACK ANODIZED



L. SWITCHBACK COLLECTION SHIFTER PEG — BLACK ANODIZED

CONTROLS 403

Switchback Collection Black

SWITCHBACK COLLECTION — BLACK ANODIZED

Put performance first with Switchback Collection accessories. Forged billet aluminum with heavy knurled texture and grippy rubber surfaces for the positive control aggressive riders demand. Aluminum is protected with a durable black anodized finish. These lightweight designs won't slow you down.

G. SWITCHBACK COLLECTION HAND GRIPS — BLACK ANODIZED

56100558

Fits '16-'17 FXDLS and '16-'24 Softail® models; '11-'12 FLSTSE, '14-'15 FLSTNSE, '13-'14 FXSBSE, '16-'17 FXSE and '08-'23 Touring (except '18-'19 FLTRXSE, '23-later FLHXSE and FLTRXSE, and '24-later FLHX, FLTRX, or FLTRXSTSE and '25-later FLHXU) and Trike models.

56100564

Fits '25-later Softail and '23-later FLHXSE, FLTRXSE, '24-later FLHX, FLTRX, FLTRXSTSE, and '25-later FLHXU models.



H. SWITCHBACK COLLECTION FOOTBOARDS — BLACK ANODIZED

50502526

Rider.

Fits '18-later FL Softail models equipped with rider footboards.

50502476

Rider.

Fits '12-'16 FLD, '00-'17 FL Softail®, '00-later Touring (except FLHTCUL and FLHTKL), and '09-'13 Trike models. Installation on '00-'17 Softail® FLS, FLSS, FLSTFB, FLSTFBS and FLSTN models requires separate purchase of Jiffy Stand P/N 50087-07A. Not for use with Ergo Jiffy Stand P/N 50000091 or Jiffy Stand Extension Kit P/N 50233-00, 50000008 or 50000023.



I. SWITCHBACK COLLECTION BRAKE PEDAL PADS — BLACK ANODIZED

50600562

Small.

Fits '18-later FL SB, FXBR and FXBRS models. Also fits '18-later Softail models equipped with Billet Style Rear Brake Lever for Forward Controls P/N 41600218, 41600219 and 41600220.

50600546

Large.

Fits '12-'16 FLD, '86-'17 FL Softail and '80-later Touring and Trike models.

50600554

Large.

Fits '18-later FL Softail models equipped with rider footboards.

J. SWITCHBACK COLLECTION FOOTPEGS — BLACK ANODIZED

50502576

Rider.

Fits rider position on '18-later FL SB, FXBB, and FXLR, and '20-later FXBBS, FXLRS, FXLRST, FXRST, and FXST models.

50502504

Rider.

Fits rider position on '18-later FXBR and FXBRS models.

50502500

Passenger.

Fits models in passenger and highway peg positions. Does not fit the rider and passenger position for '18-later Softail models.

50502469

Passenger.

Fits passenger position on '18-later FL SB, FXBB, FXBBS, FXBR, FXBRS, FXLR, FXLRS, FXLRST, FXRST and FXST models.

K. SWITCHBACK COLLECTION MINI FOOTBOARD & MOUNT KIT — BLACK ANODIZED

50502668

Fits '09-later Touring models.

L. SWITCHBACK COLLECTION SHIFTER PEG — BLACK ANODIZED

33600411

Fits all models (except '06-'17 VRSC™ models with forward controls and '08-'13 XR models).

404 CONTROLS

Hand & Foot Controls Collection

ADVERSARY™ COLLECTION — ANODIZED BLACK WITH ORANGE HIGHLIGHTS

A look to match your riding style – precise, refined and technical. Premium Adversary™ Collection accessories are crafted in forged billet aluminum with a durable dual-anodized black and orange finish for crisp contrast and colorful detail. The look is aggressive, and performance driven. Step up to the next generation of customization.

A. ADVERSARY COLLECTION HAND GRIPS — BLACK WITH ORANGE HIGHLIGHTS

56100616

Fits '25-later Softail and '23-later FLHXSE, FLTRXSE, '24-later FLHX, FLTRX, FLTRXSTSE, and '25-later FLHXU models.

56100544

Fits '16-'17 FXDLS and '16-'24 Softail® models, '11-'12 FLSTSE, '14-'15 FLSTNSE, '13-'14 FXSBSE, '16-'17 FXSE and '08-later Touring (except '18-'19 FLTRXSE, '23-later FLHXSE and FLTRXSE, and '24-later FLHX, FLTRX, or FLTRXSTSE and '25-later FLHXU) and Trike models.

56100448

Fits '21-later Revolution® Max engine-equipped models. Requires separate purchase of Endcaps (Qty 2). Models with Bar End Mirrors require separate purchase of P/N 55801095 qty (2). Does not fit models with original equipment heated grips.

B. ADVERSARY COLLECTION FOOTBOARDS — BLACK WITH ORANGE HIGHLIGHTS

50502251A

Rider.

Fits '12-'16 FLD, '86-'17 FL Softail (except FLS, FLSS, FLSTFB, FLSTFBS and FXSE), '86-later Touring (except FLHTCUL and FLHTKL) and '08-later Trike models.

50502256

Rider.

Fits '18-later FL Softail models equipped with rider footboards.

C. ADVERSARY COLLECTION BRAKE PEDAL PADS — BLACK WITH ORANGE HIGHLIGHTS

50600510

Small.

Fits '18-later FLSB, FXBR and FXBRS models. Also fits '18-later Softail® models equipped with Billet Style Rear Brake Lever for Forward Controls P/N 41600218, 41600219 and 41600220.

50600511

Large.

Fits '12-'16 FLD, '86-'17 FL Softail® and '80-later Touring and Trike models.

50600508

Large.

Fits '18-later FL Softail® models equipped with rider footboards.

D. ADVERSARY COLLECTION FOOTPEGS — BLACK WITH ORANGE HIGHLIGHTS

50502254

Rider.

Fits rider position on '22-later RH975 and '23-later RH975S models. Does not fit with accessory Forward Controls P/N 50502205.

50502255

Rider.

Fits rider position on '18-later FLSB, FXBB, FXBBS, FXBR, FXBRS, FXLR, FXLRS, FXST and RH1250S models.

50502248

Passenger.

Fits passenger position on '18-later FLSB, FXBB, FXBBS, FXBR, FXBRS, FXLR, FXLRS, FXLRST, FXRST and FXST models.

50502246

Passenger.

Fits passenger position on '10-later FLHX, FLHXS, FLHXST, FLHXSE, FLTRX, FLTRXS, FLTRXST, and FLTRXSE models.

50501979

Passenger.

Fits '21-later Revolution® Max engine-equipped models.

50502249

Highway.

Fits models using highway peg mounts and engine guard peg mounts P/N 50957-02C, 54234-10A, 50829-07A, 50830-07A, 50500167, 50500168, 50832-07A and 50964-98. Does not fit '18-later FXDRS models.

E. ADVERSARY COLLECTION SHIFTER PEG — BLACK WITH ORANGE HIGHLIGHTS

33600384

Fits all models (except Revolution Max engine-equipped models, '06-'17 VRSC™ models with forward controls and '08-'13 XR models).

33600321

Fits '21-later Revolution® Max engine-equipped models.



A. ADVERSARY COLLECTION HAND GRIPS — BLACK WITH ORANGE HIGHLIGHTS



B. ADVERSARY COLLECTION FOOTBOARDS — BLACK WITH ORANGE HIGHLIGHTS



C. ADVERSARY COLLECTION BRAKE PEDAL PADS — BLACK WITH ORANGE HIGHLIGHTS



D. ADVERSARY COLLECTION FOOTPEGS — BLACK WITH ORANGE HIGHLIGHTS



E. ADVERSARY COLLECTION SHIFTER PEG — BLACK WITH ORANGE HIGHLIGHTS



F. ADVERSARY COLLECTION HAND GRIPS — GRAPHITE WITH MACHINED HIGHLIGHTS



G. ADVERSARY COLLECTION FOOTBOARDS — GRAPHITE WITH MACHINED HIGHLIGHTS



H. ADVERSARY COLLECTION BRAKE PEDAL PADS — GRAPHITE WITH MACHINED HIGHLIGHTS



I. ADVERSARY COLLECTION FOOTPEGS — GRAPHITE WITH MACHINED HIGHLIGHTS



J. ADVERSARY COLLECTION SHIFTER PEG — GRAPHITE WITH MACHINED HIGHLIGHTS



CONTROLS 405

Hand & Foot Controls Collection

ADVERSARY™ COLLECTION — GRAPHITE WITH MACHINED HIGHLIGHTS

A look to match your riding style – precise, refined and technical. Premium Adversary™ Collection accessories are crafted in forged billet aluminum. The graphite finish with machined highlights reveal brilliant aluminum for crisp contrast and sharp detail. The look is aggressive and performance driven. Step up to the next generation of customization.

F. ADVERSARY COLLECTION HAND GRIPS — GRAPHITE WITH MACHINED HIGHLIGHTS

56100617

Fits '25-later Softail and '23-later FLHXSE, FLTRXSE, '24-later FLHX, FLTRX, FLTRXSTSE, and '25-later FLHXU models.

56100545

Fits '16-'17 FXDLS and '16-'24 Softail® models, '11-'12 FLSTSE, '14-'15 FLSTNSE, '13-'14 FXSBSE, '16-'17 FXSE and '08-later Touring (except '18-'19 FLTRXSE, '23-later FLHXSE and FLTRXSE, and '24-later FLHX, FLTRX, or FLTRXSTSE and '25-later FLHXU) and Trike models.

56100449

Fits '21-later Revolution® Max engine-equipped models. Requires separate purchase of Endcaps (Qty 2). Models with Bar End Mirrors require separate purchase of P/N 55801095 qty (2). Does not fit models with original equipment heated grips.

G. ADVERSARY COLLECTION FOOTBOARDS — GRAPHITE WITH MACHINED HIGHLIGHTS

50502250

Rider.

Fits '12-'16 FLD, '86-'17 FL Softail (except FLS, FLSS, FLSTFB, FLSTFBS and FXSE), '86-later Touring (except FLHTCUL and FLHTKL) and '08-later Trike models.

50502257

Rider.

Fits '18-later FL Softail models equipped with rider footboards.

H. ADVERSARY COLLECTION BRAKE PEDAL PADS — GRAPHITE WITH MACHINED HIGHLIGHTS

50600509

Small.

Fits '18-later FLSB, FXBR and FXBRS models. Also fits '18-later Softail® models equipped with Billet Style Rear Brake Lever for Forward Controls P/N 41600218, 41600219 and 41600220.

50600512

Large.

Fits '12-'16 FLD, '86-'17 FL Softail® and '80-later Touring and Trike models.

50600507

Large.

Fits '18-later FL Softail® models equipped with rider footboards.

I. ADVERSARY COLLECTION FOOTPEGS — GRAPHITE WITH MACHINED HIGHLIGHTS

50502252

Rider.

Fits rider position on '22-later RH975 and '23-later RH975S models. Does not fit with accessory Forward Controls P/N 50502205.

50502253

Rider.

Fits rider position on '18-later FLSB, FXBB, FXBBS, FXBR, FXBRS, FXLR, FXLRS, FXST and RH1250S models.

50502247

Passenger.

Fits passenger position on '18-later FLSB, FXBB, FXBBS, FXBR, FXBRS, FXLR, FXLRS, FXLRST, FXRST and FXST models.

50502245

Passenger.

Fits passenger position on '10-later FLHX, FLHXS, FLHXST, FLHXSE, FLTRX, FLTRXS, FLTRXST, and FLTRXSE models.

50501980

Passenger.

Fits '21-later Revolution® Max engine-equipped models.

50502244

Highway.

Fits models using highway peg mounts and engine guard peg mounts P/N 50957-02C, 54234-10A, 50829-07A, 50830-07A, 50500167, 50500168, 50832-07A and 50964-98. Does not fit '18-later FXDRS models.

J. ADVERSARY COLLECTION SHIFTER PEG — GRAPHITE WITH MACHINED HIGHLIGHTS

33600383

Fits all models (except Revolution Max engine-equipped models, '06-'17 VRSC™ models with forward controls and '08-'13 XR models).

33600322

Fits '21-later Revolution® Max engine-equipped models.

406 CONTROLS

Hand & Foot Controls Collection

'66 COLLECTION

The look is timeless and authentic. The handcrafted style of the '66 Collection accessories combines a durable gloss black finish with brushed aluminum highlights and on most pieces a brass-colored medallion inspired by a classic Harley-Davidson® tank emblem. Here's an alternative to bright chrome or blacked out styles that will set your bike apart from the crowd.

A. '66 COLLECTION HAND GRIPS

56100478

Fits '16-'17 FXDLS and '16-'24 Softail® models, '11-'12 FLSTSE, '14-'15 FLSTNSE, '13-'14 FXSBSE, '16-'17 FXSE and '08-later Touring (except '18-'19 FLTRXSE, '23-later FLHXSE and FLTRXSE, and '24-later FLHX, FLTRX, or FLTRXSTSE and '25-later FLHXU) and Trike models.

56100477

Fits '21-later Revolution® Max engine-equipped models. Requires separate purchase of Endcaps (Qty 2). Models with Bar End Mirrors require separate purchase of P/N 55801095 qty (2). Does not fit models with original equipment heated grips.

B. '66 COLLECTION BRAKE PEDAL PAD

50600483

Small. Fits '21-later RH1250S and RH975 and RH975S models. RH1250S models require the separate purchase of lever P/N 41600348, and RH975 models require separate purchase of lever P/N 416000370.

50600499

Small. Fits '18-later FXBR, FXBRS and FLSB models. Also fits '18-later Softail® models equipped with Billet Style Rear Brake Lever for Forward Controls P/N 41600218, 41600219 and 41600220.

C. '66 COLLECTION FOOTPEGS

50502148

Rider. Fits '18-later FXFB, FXFBS, FXDRS, and '22-later RH975 and RH975S models.

50502149

Rider. Fits '18-later FXBB, FXST, FXLR, FXLRS, '22-later FXLRST and '21-later RH1250S models.

50502150

Rider. Fits '18-later FLSB, FXBR and FXBRS and '25-later FLFB, FLHC, FXBB, FXBR, FXLRS and FXLRST models.

D. '66 COLLECTION SHIFTER PEG

33600357

Fits all models (except Revolution Max engine-equipped models, 06-17 VRSC™ models with forward controls and 08-13 XR models).

33600356

Fits '21-later Revolution® Max engine-equipped models.

E. '66 COLLECTION REAR BRAKE LEVER

41600370

Fits '22-later RH975 models. Requires separate purchase of brake pedal pad P/N 50600483.

41600348

Fits '21-later RH1250S models. Requires separate purchase of brake pedal pad P/N 50600483.



A. '66 COLLECTION HAND GRIPS



F. WILD ONE COLLECTION HAND GRIPS



B. '66 COLLECTION BRAKE PEDAL PAD



G. WILD ONE COLLECTION FOOTPEGS



C. '66 COLLECTION FOOTPEGS



D. '66 COLLECTION SHIFTER PEG



H. WILD ONE COLLECTION SHIFTER PEG



E. '66 COLLECTION REAR BRAKE LEVER



I. WILD ONE COLLECTION REAR BRAKE LEVER



CONTROLS 407

Hand & Foot Controls Collection

WILD ONE™ COLLECTION

Add daring, raw-and-rugged style with durable billet aluminum Wild One™ Collection accessories. Each is finished in gloss black with bright, machined aluminum highlights, a variety of textures and exposed hardware to communicate power, speed, and performance.

F. WILD ONE COLLECTION HAND GRIPS

56100462

Non-Heated. Fits '21-later RA1250 and RH1250S models. Requires separate purchase of Endcaps P/N 55801095 (Qty 2). Does not fit models with original equipment heated grips.

56100483

Heated. Fits '21-later RA1250S, RH1250S and RH975S models. RH1250S and RH975S models require a Digital Technician™ update by a Harley-Davidson® dealer.

G. WILD ONE COLLECTION FOOTPEGS

50502020

Rider. Fits '21-later RH1250S models.

50502026

Passenger. Fits passenger position on '21-later Revolution® Max engine-equipped models.

H. WILD ONE COLLECTION SHIFTER PEG

33600338

Fits '21-later RH1250S models.

I. WILD ONE COLLECTION REAR BRAKE LEVER

41600326

Fits '21-later RH1250S models.

408 CONTROLS

Hand & Foot Controls Collection

EMPIRE™ COLLECTION - BLACK MACHINE CUT

Raise the stakes. Milled highlights reveal gleaming billet aluminum below the rich black anodized surface, while deep grooves add eye-catching depth and detail to each component in this complete collection of hand and foot controls. Executed in durable cast and billet aluminum, the Black Machine Cut Empire™ Collection adds captivating custom detail that complements black or machine cut accessories.

A. EMPIRE COLLECTION HAND GRIPS – BLACK MACHINE CUT

56100606

Fits '25-later Softail and '23-later FLHXSE, FLTRXSE, '24-later FLHX, FLTRX, FLTRXSTSE, and '25-later FLHXU models.

56100429

Fits '20-later LiveWire®, '16-'17 Dyna® FXDLS and '16-'24 Softail® models, '11-'12 FLSTSE, '14-'15 FLSTNSE, '13-'14 FXSBSE, '16-'17 FXSE and '08-later Touring (except '18-'19 FLTRXSE, '23-later FLHXSE and FLTRXSE, and '24-later FLHX, FLTRX, or FLTRXSTSE and '25-later FLHXU) and Trike models.

56100447

Fits '21-later Revolution® Max engine-equipped models. Does not fit models with original equipment heated grips.

B. EMPIRE COLLECTION FOOTBOARDS – BLACK MACHINE CUT

50501934 Rider.

Fits '12-'16 FLD, '00-'17 FL Softail®, '00-later Touring (except FLHTCUL and FLHTKL), and '09-'13 Trike models. Installation on '00-'17 Softail® FLS, FLSS, FLSTFB, FLSTFBS and FLSTN models requires separate purchase of Jiffy Stand P/N 50087-07A. Not for use with Ergo Jiffy Stand P/N 50000091 or Jiffy Stand Extension Kit P/N 50233-00, 50000008 or 50000023.

50501939 Rider.

Fits '18-later FL Softail models equipped with rider footboards.

50501952 Passenger.

Fits '06-'17 Dyna®, '00-'17 Softail and '86-later Touring models equipped with passenger footboard support. Does not fit Trike Models.

C. EMPIRE COLLECTION BRAKE PEDAL PADS – BLACK MACHINE CUT

50600457 Small.

Fits '15-'20 XG models (except XG750A), '14-'22 XL models with Extended Reach Forward Control Kit P/N 50700030, '93-'17 Dyna® models with forward controls, and '84-'17 FX Softail® models (except FXSTDSE). Also fits '18-later FXBR, FXBRS, FLSB models and '18-later Softail® models equipped with Billet Style Rear Brake Lever for Forward Controls P/N 41600218, 41600219 and 41600220

50600518 Small.

Fits '21-later RH1250S and RH975 and RH975S models. RH1250S models require the separate purchase of lever P/N 41600348, and RH975 models require separate purchase of lever P/N 416000370.

50600463 Large.

Fits '12-'16 FLD, '86-'17 FL Softail and '80-later Touring and Trike models.

50600466 Large.

Fits '18-later FL Softail® models equipped with rider footboards.



A. EMPIRE HAND GRIPS – MACHINE CUT



A. EMPIRE HAND GRIPS – MACHINE CUT



A. EMPIRE HAND GRIPS – MACHINE CUT



B. EMPIRE FOOTBOARD – MACHINE CUT RIDER



B. EMPIRE FOOTBOARD – MACHINE CUT PASSENGER



C. EMPIRE BRAKE PEDAL PADS – MACHINE CUT – SMALL



C. EMPIRE BRAKE PEDAL PADS – MACHINE CUT – LARGE



D. EMPIRE RIDER FOOTPEGS – MACHINE CUT



D. EMPIRE PASSENGER FOOTPEGS – MACHINE CUT



D. EMPIRE PASSENGER FOOTPEGS – MACHINE CUT



E. EMPIRE SHIFTER PEG – MACHINE CUT



E. EMPIRE SHIFTER PEG – MACHINE CUT

CONTROLS 409

Hand & Foot Controls Collection

D. EMPIRE™ COLLECTION FOOTPEGS – BLACK MACHINE CUT

50501900 Rider.

Fits '18-later FXFB, FXFBS, and '19-'20 FXDRS models in the rider position.

50501857 Rider.

Fits rider position on '22-later RH1250S and '18-later FLSB, FXBB, FXBBS, FXLR, FXLRS, FXBR, FXBRS, and FXST models.

50502339 Passenger.

Fits rider position on '22-later RH975 and '23-later RH975S models. Does not fit with accessory Forward Controls P/N 50502205.

50501832 Passenger.

Fits passenger position on '18-later FLSB, FXBB, FXBBS, FXBR, FXBRS, FXLR, FXLRS, FXLRST, FXRST and FXST models.

50502113 Passenger.

Fits passenger position on '10-later FLHX, FLHXS, FLHXST, FLHXSE, FLTRX, FLTRXS, FLTRXST, and FLTRXSE models.

50502354 Passenger.

Fits passenger position on '21-later RH1250S and '22-later RH975 and RH975S models. RH1250S models require separate purchase of Passenger Footpeg Mount Kit P/N 50502192A. RH975 models require separate purchase of Passenger Footpeg Mount Kit P/N50502434.

50501897 Highway.

Fits models using highway peg mounts and engine guard peg mounts P/N 50957-02C, 54234-10A, 50829-07A, 50830-07A, 50500167, 50500168, 50832-07A and 50964-98.

E. EMPIRE COLLECTION SHIFTER PEG – BLACK MACHINE CUT

33600333

Fits all models (except '06-'17 VRSC™ models with forward controls and '08-'13 XR models).

33600393

Fits all models (except '06-'17 VRSC™ models with forward controls and '08-'13 XR models).

Model Family Fitment:

- V-ROD
- SPORTSTER
- DYNA
- SOFTAIL
- TOURING

410 CONTROLS

Hand & Foot Controls Collection

EMPIRE™ COLLECTION – BLACK

Raise the stakes. Deep grooves add eye-catching depth and detail to the rich black anodized finish on this complete collection of hand and foot controls. Executed in durable cast and billet aluminum, the Black Empire™ Collection adds captivating custom detail that complements other black and machine cut accessories.

A. EMPIRE COLLECTION HAND GRIPS – BLACK

56100605

Fits '25-later Softail and '23-later FLHXSE, FLTRXSE, '24-later FLHX, FLTRX, FLTRXSTSE, and '25-later FLHXU models.

56100428

Fits '20-later LiveWire®, '16-'17 Dyna® FXDLS and '16-'24 Softail® models, '11-'12 FLSTSE, '14-'15 FLSTNSE, '13-'14 FXSBSE, '16-'17 FXSE and '08-later Touring (except '18-'19 FLTRXSE, '23-later FLHXSE and FLTRXSE, and '24-later FLHX, FLTRX, or FLTRXSTSE and '25-later FLHXU) and Trike models.

56100446

Fits '21-later Revolution® Max engine-equipped models. Does not fit models with original equipment heated grips.

B. EMPIRE COLLECTION FOOTBOARDS – BLACK

50501933

Rider. Fits '12-'16 FLD, '00-'17 FL Softail®, '00-later Touring (except FLHTCUL and FLHTKL), and '09-'13 Trike models. Installation on '00-'17 Softail® FLS, FLSS, FLSTFB, FLSTFBS and FLSTN models requires separate purchase of Jiffy Stand P/N 50087-07A. Not for use with Ergo Jiffy Stand P/N 50000091 or Jiffy Stand Extension Kit P/N 50233-00, 50000008 or 50000023.

50501938

Rider. Fits '18-later FL Softail models equipped with rider footboards.

50501951

Passenger. Fits '06-'17 Dyna®, '00-'17 Softail and '86-later Touring models equipped with passenger footboard support. Does not fit Trike Models.

C. EMPIRE COLLECTION BRAKE PEDAL PADS – BLACK

50600458

Small. Fits '15-'20 XG models (except XG750A), '14-'22 XL models with Extended Reach Forward Control Kit P/N 50700030, '93-'17 Dyna® models with forward controls, and '84-'17 FX Softail® models (except FXSTDSE). Also fits '18-later FXBR, FXBRS, FLSB models and '18-later Softail® models equipped with Billet Style Rear Brake Lever for Forward Controls P/N 41600218, 41600219 and 41600220

50600517

Small. Fits '21-later RH1250S and RH975 and RH975S models. RH1250S models require the separate purchase of lever P/N 41600348, and RH975 models require separate purchase of lever P/N 416000370.

50600464

Large. Fits '12-'16 FLD, '86-'17 FL Softail and '80-later Touring and Trike models.

50600467

Large. Fits '18-later FL Softail® models equipped with rider footboards.



A. EMPIRE HAND GRIPS – BLACK



A. EMPIRE HAND GRIPS – BLACK



A. EMPIRE HAND GRIPS – BLACK



B. EMPIRE FOOTBOARD – BLACK RIDER



B. EMPIRE FOOTBOARD – BLACK PASSENGER



C. EMPIRE BRAKE PEDAL PADS – BLACK SMALL



C. EMPIRE BRAKE PEDAL PADS – BLACK LARGE



D. EMPIRE RIDER FOOTPEGS – BLACK



D. EMPIRE RIDER FOOTPEGS – BLACK



D. EMPIRE PASSENGER FOOTPEGS – BLACK



D. EMPIRE PASSENGER FOOTPEGS – BLACK



E. EMPIRE SHIFTER PEG – BLACK

CONTROLS 411

Hand & Foot Controls Collection

D. EMPIRE™ COLLECTION FOOTPEGS – BLACK

50501899

Rider. Fits '18-later FXFB, FXFBS, and '19-'20 FXDRS models in the rider position.

50501856

Rider. Fits rider position on '22-later RH1250S and '18-later FLSB, FXBB, FXBBS, FXLR, FXLRS, FXBR, FXBRS, and FXST models.

50502338

Rider. Fits rider position on '22-later RH975 and '23-later RH975S models. Does not fit with accessory Forward Controls P/N 50502205.

50501831

Passenger. Fits passenger position on '18-later FLSB, FXBB, FXBBS, FXBR, FXBRS, FXLR, FXLRS, FXLRST, FXRST and FXST models.

50502112

Passenger. Fits passenger position on '10-later FLHX, FLXHS, FLHXST, FLHXSE, FLTRX, FLTRXS, FLTRXST, and FLTRXSE models.

50502353

Passenger. Fits passenger position on '21-later RH1250S and '22-later RH975 and RH975S models. RH1250S models require separate purchase of Passenger Footpeg Mount Kit P/N 50502192A. RH975 models require separate purchase of Passenger Footpeg Mount Kit P/N50502434.

50501896

Highway. Fits models using highway peg mounts and engine guard peg mounts P/N 50957-02C, 54234-10A, 50829-07A, 50830-07A, 50500167, 50500168, 50832-07A and 50964-98.

E. EMPIRE COLLECTION SHIFTER PEG – BLACK

33600334

Fits all models (except '06-'17 VRSC™ models with forward controls and '08-'13 XR models).

33600392

Fits '21-later models equipped with a Revolution® Max engine. (except '06-'17 VRSC™ models with forward controls and '08-'13 XR models).

Model Family Fitment:

- V-ROD
- SPORTSTER
- DYNA
- SOFTAIL
- TOURING

412 CONTROLS

Hand & Foot Controls Collection

EMPIRE™ COLLECTION - CHROME

Raise the stakes. Brilliant chrome highlights the deep grooves that add eye-catching depth and detail to this complete collection of hand and foot controls. Executed in durable cast and billet aluminum, the Chrome Empire™ Collection adds captivating custom detail that complements other chrome accessories.

A. EMPIRE COLLECTION HAND GRIPS – CHROME

56100607 Non-Heated
Fits '25-later Softail and '23-later FLHXSE, FLTRXSE, '24-later FLHX, FLTRX, FLTRXSTSE, and '25-later FLHXU models.
56100427
Fits '20-later LiveWire®, '16-'17 Dyna® FXDLS and '16-'24 Softail® models, '11-'12 FLSTSE, '14-'15 FLSTNSE, '13-'14 FXSBSE, '16-'17 FXSE and '08-later Touring (except '18-'19 FLTRXSE, '23-later FLHXSE and FLTRXSE, and '24-later FLHX, FLTRX, or FLTRXSTSE and '25-later FLHXU) and Trike models.



A. EMPIRE HAND GRIPS – CHROME

B. EMPIRE COLLECTION FOOTBOARDS – CHROME

50501932 Rider.
Fits '12-'16 FLD, '00-'17 FL Softail®, '00-later Touring (except FLHTCUL and FLHTKL), and '09-'13 Trike models. Installation on '00-'17 Softail® FLS, FLSS, FLSTFB, FLSTFBS and FLSTN models requires separate purchase of Jiffy Stand P/N 50087-07A. Not for use with Ergo Jiffy Stand P/N 50000091 or Jiffy Stand Extension Kit P/N 50233-00, 50000008 or 50000023.
50501945 Rider.
Fits '18-later FL Softail models equipped with rider footboards.
50501950 Passenger.
Fits '06-'17 Dyna®, '00-'17 Softail and '86-later Touring models equipped with passenger footboard support. Does not fit Trike Models.



B. EMPIRE RIDER FOOTBOARD – CHROME



B. EMPIRE PASSENGER FOOTBOARD – CHROME

C. EMPIRE COLLECTION BRAKE PEDAL PADS – CHROME

50600459 Small.
Fits '15-'20 XG models (except XG750A), '14-'22 XL models with Extended Reach Forward Control Kit P/N 50700030, '93-'17 Dyna® models with forward controls, and '84-'17 FX Softail® models (except FXSTDSE). Also fits '18-later FXBR, FXBRS, FLSB models and '18-later Softail® models equipped with Billet Style Rear Brake Lever for Forward Controls P/N 41600218, 41600219 and 41600220



C. EMPIRE BRAKE PADS – CHROME

D. EMPIRE COLLECTION FOOTPEGS – CHROME

50501898 Rider.
Fits '18-later FXFB, FXFBS, and '19-'20 FXDRS models in the rider position.
50501855 Rider.
Fits rider position on '22-later RH1250S and '18-later FLSB, FXBB, FXBBS, FXLR, FXLRS, FXBR, FXBRS, and FXST models.
50501830 Passenger.
Fits passenger position on '18-later FLSB, FXBB, FXBBS, FXBR, FXBRS, FXLR, FXLRS, FXLRST, FXRST and FXST models.
50502111 Passenger.
Fits passenger position on '10-later FLHX, FLHXS, FLHXST, FLHXSE, FLTRX, FLTRXS, FLTRXST, and FLTRXSE.
50501895 Highway.
Fits models using highway peg mounts and engine guard peg mounts P/N 50957-02C, 54234-10A, 50829-07A, 50830-07A, 50500167, 50500168, 50832-07A and 50964-98.



D. EMPIRE PASSENGER FOOTPEGS – CHROME



E. EMPIRE SHIFTER PEG – CHROME



F. 80GRIT RIDER FOOTBOARDS



G. 80GRIT BRAKE PEDAL PAD



H. 80GRIT RIDER FOOTPEGS – RAW



H. 80GRIT RIDER FOOTPEGS – BLACK



H. 80GRIT PASSENGER FOOTPEGS – RAW



H. 80GRIT PASSENGER FOOTPEGS – BLACK

CONTROLS 413

Hand & Foot Controls Collection

F. 80GRIT™ RIDER FOOTBOARDS

When the road bites, bite back. With durable cast aluminum and rugged style edges this BMX-inspired footboard grips your boot for unmatched stability and traction, giving you the confidence to ride as hard as you like.

Fits '14-later Touring models.

50501604 Black.

G. 80GRIT BRAKE PEDAL PAD

This BMX-inspired brake pedal pad features rugged styled edges for superior grip and a bold, stripped-down look.

Fits '18-later FLSL, FLDE, FLFB, FLFBS, FLHC, and FLHCS models equipped with Endgame Brake Lever P/N 41600299 or 41600298 and '14-later Touring models equipped with Endgame Brake Lever P/N 41600305 or P/N 41600304.

50600425 Raw.

50600424 Black.

H. 80GRIT™ FOOTPEGS

Combine form and function with the feel of an old-school BMX-style footpeg. The aluminum material with rugged styled edges is lightweight and grips the bottom of your boot, giving you an unmatched feeling of confidence. Black Anodized or Raw finishes provide custom options, while the HDMC “dog tag”-style logo adds subtle authenticity to the bold, stripped-down look.

Rider

Fits rider position on '20-later LiveWire®, '18-later FXFB, FXFBS, '19-later FXDRS models.

50501383 Black.

50501390 Raw.

Fits rider position on '18-later FLSB, FXBB, FXBBS, FXBR, FXBRS, FXLR, FXLRS, FXLRST and FXST models. Also fits '18 later FLDE, FLHC, FLHCS, FLSL, FLFB and FLFBS models equipped with Board-To-Peg Conversion Kit P/N 50501640 and '09-later Touring (except '23-later FLHXSE, FLTRXSE, '24-later FLHX and FLTRX, FLTRXSTSE and '25-later FLHXU) models equipped with Board-To-Peg Conversion Kit P/N 50501642.

50501382 Black.

50501389 Raw.

Passenger

Fits passenger position on '20-later LiveWire®, '18-later Softail® models, and '21-later Revolution Max engine-equipped models.

50501388A Black.

50501395A Raw.

Fits models in passenger and highway peg positions. Does not fit the rider and passenger position for '18-later Softail models.

50501605 Black.

Model Family Fitment:

- V-ROD
- SPORTSTER
- DYNA
- SOFTAIL
- TOURING

414 CONTROLS

Hand & Foot Controls Collection

ENDGAME COLLECTION - BLACK

Push your custom style to the edge. The Endgame collection is defined by its slotted design and high-tech, industrial look. The intense black rubber and matte black finish gives you a powerful new way to highlight your high-performance machine.

A. ENDGAME COLLECTION HAND GRIPS – BLACK ANODIZED

Featuring raised black rubber inserts with a black surround, these 1.5" diameter grips deliver superior control and tough industrial styling. Easy-to-install glueless design allows you to remove grips for service without damage.

56100394

Fits '20-later LiveWire®, '16-'17 Dyna® FXDLS and '16-'24 Softail® models, '14-'15 FLSTNSE, '11-'12 FLSTSE, '13-'14 FXSBSE, and '08-later Touring (except '18-'19 FLTRXSE, '23-later FLHXSE and FLTRXSE, and '24-later FLHX, FLTRX, or FLTRXSTSE and '25-later FLHXU) and Trike models.



A. ENDGAME COLLECTION HAND GRIPS – BLACK ANODIZED

B. ENDGAME COLLECTION FOOTPEGS – BLACK ANODIZED

Finish off the high-tech, industrial look with Endgame Footpegs. Kit includes slotted left and right footpegs with raised diamond-tread rubber grips to help keep your foot firmly in place.

50501684 Rider.

Fits '18-later FL5B, FXBB, FXBBS, FXBR, FXBRS, FXLR, FXLRS, FXLRST and FXST models. Also fits '18-'24 FLDE, FLHC, FLHCS, FL5L, FLFB and FLFBS models equipped with Board-To-Peg Conversion Kit P/N 50501640 and '09-later Touring (except '23-later FLHXSE, FLTRXSE, '24-later FLHX, FLTRX, FLTRXSTSE and '25-later FLHXU) models equipped with Board-To-Peg Conversion Kit P/N 50501642.

50501644 Passenger.

Fits passenger position on '18-later FL5B, FXBB, FXBBS, FXBR, FXBRS, FXLR, FXLRS, FXLRST, FXRST and FXST models.

50501716

Fits models with H-D® male mount style footpeg supports (except the rider position on '15-later XG, '07-'10 XL883L, '07-'22 XL883N, XL1200N, XL1200V and XL1200X, '11-'22 XL1200C and XL1200T, '18-'22 XL1200NS and XL1200XS, '08-'13 XR and '08-'17 FXCW, FXCWC, FXS, FXSB, FXSBSE and FXSE and the rider and passenger position on '18-later Softail models). Fits in passenger position for Touring only. Fits highway peg position only for all '23-later bikes.



B. ENDGAME COLLECTION FOOTPEGS – BLACK ANODIZED



B. ENDGAME COLLECTION FOOTPEGS – BLACK ANODIZED

C. ENDGAME COLLECTION RIDER FOOTBOARDS – BLACK ANODIZED

With their slotted design, these Endgame Footboards add a custom industrial look to your ride. These footboards feature four raised rubber pads for superior grip and Harley-Davidson script for added style. Kit includes left and right footboards

50501680

Fits '09-later Touring models.



B. ENDGAME COLLECTION FOOTPEGS – BLACK ANODIZED



B. ENDGAME COLLECTION FOOTPEGS – BLACK ANODIZED



C. ENDGAME COLLECTION RIDER FOOTBOARDS – BLACK ANODIZED



C. ENDGAME COLLECTION RIDER FOOTBOARDS – BLACK ANODIZED



D. ENDGAME COLLECTION BRAKE PEDAL PAD – BLACK ANODIZED



D. ENDGAME COLLECTION BRAKE PEDAL PAD – BLACK ANODIZED



E. ENDGAME COLLECTION BRAKE LEVER – BLACK ANODIZED (SHOWN WITH ENDGAME COLLECTION BRAKE PEDAL PAD)



E. ENDGAME COLLECTION BRAKE LEVER – BLACK



F. ENDGAME COLLECTION SHIFTER PEG – BLACK



G. ENDGAME COLLECTION SHIFT LEVER – BLACK ANODIZED (SHOWN WITH ENDGAME COLLECTION SHIFTER PEG)

CONTROLS 415

Hand & Foot Controls Collection

D. ENDGAME COLLECTION BRAKE PEDAL PAD – BLACK ANODIZED

Showcasing a slotted design and black finish, these easy-to-install brake pedal pads complement the Endgame Collection controls to give your ride a custom industrial look.

50600401

Fits '18-later FL5L, FLDE, FLFB, FLFBS, FLHC, and FLHCS models equipped with Endgame Brake Lever P/N 41600299 or 41600298 and '14-later Touring models equipped with Endgame Brake Lever P/N 41600305 or P/N 41600304.

E. ENDGAME COLLECTION BRAKE LEVER – BLACK

Styled to complement the Endgame Collection controls, this Rear Brake Lever features a slotted design that will give your performance bike an industrial look.

41600299

Fits '18-later FL Softail® models equipped with Footboards.

F. ENDGAME COLLECTION SHIFTER PEG – BLACK ANODIZED

With its slotted design, this easy-to-install shifter peg complements the high-tech, industrial look of the Endgame Collection footpegs and footboards.

33600303

Fits '86-later FL Softail®, '88-later Touring and '08-later Trike models equipped with Endgame Collection Shift Levers.

G. ENDGAME COLLECTION SHIFT LEVER – BLACK ANODIZED

Styled to complement the Endgame Collection controls, this Shift Lever features a slotted design that will give your bike a high-tech, industrial look.

33600301

Fits '86-later FL Softail, '88-later Touring and '08-later Trike models.

Model Family Fitment:

- V-ROD
- SPORTSTER
- DYNA
- SOFTAIL
- TOURING

416 CONTROLS

Hand & Foot Controls Collection

DOMINION™ COLLECTION – BLACK

Express your bold, renegade attitude. The Dominion™ Collection Rider and Passenger Controls let you set your own styling direction. Crafted from aluminum, these hand and foot controls feature a rugged machined surface and the foot controls allow for interchangeable inserts in brushed black, bronze powder-coated, brushed aluminum or brushed orange anodized inserts (sold separately) that allow you to create your own unique look.

A. DOMINION COLLECTION HAND GRIPS – BLACK

56100232
Fits '02-'17 VRSC™, '96-'22 XL, '08-'13 XR, '91-'17 Dyna® (except FXDLS), '96-'15 Softail® (except FLSTNSE, FXSBSE and '11-'12 FLSTSE) and '96-'07 Touring models.

56100231
Fits '20-later LiveWire®, '16-'17 Dyna FXDLS and '16-'24 Softail models, '11-'12 FLSTSE, '14-'15 FLSTNSE, '13-'14 FXSBSE, '16-'17 FXSE and '08-later Touring (except '18-'19 FLTRXSE, '23-later FLHXSE and FLTRXSE, and '24-later FLHX, FLTRX, or FLTRXSTSE and '25-later FLHXU) and Trike models.

B. DOMINION COLLECTION RIDER FOOTBOARD KIT – BLACK

50500869 Rider.
Fits '18-later FL Softail models equipped with rider footboards.

C. DOMINION COLLECTION BRAKE PEDAL PADS – BLACK

50600267 Small.
Fits '18-later FL SB, FXBR and FXBRS models. Also fits '18-later Softail models equipped with Billet Style Rear Brake Lever for Forward Controls P/N 41600218, 41600219 and 41600220.

50600346 Large.
Fits '12-'16 FLD, '86-'17 FL Softail and '80-later Touring and Trike models.

D. DOMINION COLLECTION FOOTPEGS – BLACK

50500947 With Removable Wear Peg.
Fits models with H-D® male mount-style footpeg supports (except rider position on '17-later XG750A, '07-'10 XL883L, '07-'22 XL883N, XL1200N, XL1200V and XL1200X, '11-'22 XL1200C and XL1200T, '18-'22 XL1200NS and XL1200XS, '08-'13 XR and '08-'17 FXCW, FXCWC, FXS, FXSB, FXSE and FXSBSE models and the rider and passenger position on '18-later Softail models). Fits in passenger position for Touring only. Fits highway peg position only for all '23-later bikes.

50500870 Rider.
Fits rider position on '20-later LiveWire, '18-later FXFB, FXFBS, and '19-later FXDRS models.

50500871 Rider.
Fits rider position on '18-later FL SB, FXBB, FXBBS, FXBR, FXBRS, FXLR, FXLRS, FXLRST and FXST models. Also fits '18 later FLDE, FLHC, FLHCS, FL SL, FLFB and FLFBS models equipped with Board-To-Peg Conversion Kit P/N 50501640 and '09-later Touring (except '23-later FLHXSE, FLTRXSE, '24-later FLHX and FLTRX, FLTRXSTSE and '25-later FLHXU) models equipped with Board-To-Peg Conversion Kit P/N 50501642.

50501558 Passenger.
Fits models in passenger and highway peg positions. Does not fit the rider and passenger position for '18-later Softail models.

50500992 Passenger.
Fits passenger position on '18-later FL SB, FXBB, FXBBS, FXBR, FXBRS, FXLR, FXLRS, FXLRST, FXRST and FXST models.

E. DOMINION COLLECTION SHIFTER PEG – BLACK

33600180
Fits all models (except '06-'17 VRSC™ models with forward controls and '08-'13 XR models).



A. DOMINION HAND GRIPS – BLACK



B. DOMINION RIDER FOOTBOARD – BLACK (SHOWN WITH LARGE BRAKE PEDAL PAD)



C. DOMINION BRAKE PEDAL PADS – BLACK



D. DOMINION FOOTPEGS – BLACK (50500870 SHOWN)



D. DOMINION FOOTPEGS – BLACK



D. DOMINION FOOTPEGS – BLACK



E. DOMINION SHIFTER PEG – BLACK



F. DOMINION HAND GRIPS – BRONZE



G. DOMINION RIDER FOOTBOARD – BRONZE (SHOWN WITH LARGE BRAKE PEDAL PAD)



H. DOMINION BRAKE PEDAL PADS – BRONZE



I. DOMINION FOOTPEGS – BRONZE (50500873 SHOWN)



I. DOMINION FOOTPEGS – BRONZE



I. DOMINION FOOTPEGS – BRONZE



J. DOMINION SHIFTER PEG – BRONZE

CONTROLS 417

Hand & Foot Controls Collection

DOMINION™ COLLECTION – BRONZE

Express your bold, renegade attitude. The Dominion™ Collection Rider and Passenger Controls let you set your own styling direction. Crafted from aluminum, these hand and foot controls feature a rugged machined surface and the foot controls allow for interchangeable inserts in brushed black, bronze powder-coated, brushed aluminum or brushed orange anodized inserts (sold separately) that allow you to create your own unique look.

F. DOMINION COLLECTION HAND GRIPS – BRONZE

56100235
Fits '02-'17 VRSC™, '96-'22 XL, '08-'13 XR, '91-'17 Dyna® (except FXDLS), '96-'15 Softail® (except FLSTNSE, FXSBSE and '11-'12 FLSTSE) and '96-'07 Touring models.

56100234
Fits '20-later LiveWire®, '16-'17 Dyna FXDLS and '16-'24 Softail models, '11-'12 FLSTSE, '14-'15 FLSTNSE, '13-'14 FXSBSE, '16-'17 FXSE and '08-later Touring (except '18-'19 FLTRXSE, '23-later FLHXSE and FLTRXSE, and '24-later FLHX, FLTRX, or FLTRXSTSE and '25-later FLHXU) and Trike models.

G. DOMINION COLLECTION RIDER FOOTBOARD KIT – BRONZE

50500872 Rider.
Fits '18-later FL Softail models equipped with rider footboards.

50501295A Rider.
Fits '12-'16 FLD, '00-'17 FL Softail, '00-later Touring (except FLHTCUL and FLHTKL), and '09-later Trike models.

H. DOMINION COLLECTION BRAKE PEDAL PADS – BRONZE

50600269 Small.
Fits '18-later FL SB, FXBR and FXBRS models. Also fits '18-later Softail models equipped with Billet Style Rear Brake Lever for Forward Controls P/N 41600218, 41600219 and 41600220.

50600268 Large.
Fits '18-later FL Softail models equipped with rider footboards.

50600347 Large.
Fits '12-'16 FLD, '86-'17 FL Softail and '80-later Touring and Trike models.

I. DOMINION COLLECTION FOOTPEGS – BRONZE

50500949 With Removable Wear Peg.
Fits models with H-D® male mount-style footpeg supports (except rider position on '17-later XG750A, '07-'10 XL883L, '07-'22 XL883N, XL1200N, XL1200V and XL1200X, '11-'22 XL1200C and XL1200T, '18-'22 XL1200NS and XL1200XS, '08-'13 XR and '08-'17 FXCW, FXCWC, FXS, FXSB, FXSE and FXSBSE models and the rider and passenger position on '18-later Softail models).

50500873 Rider.
Fits rider position on '20-later LiveWire, '18-later FXFB, FXFBS, and '19-later FXDRS models.

50500874 Rider.
Fits rider position on '18-later FL SB, FXBB, FXBBS, FXBR, FXBRS, FXLR, FXLRS, FXLRST and FXST models. Also fits '18 later FLDE, FLHC, FLHCS, FL SL, FLFB and FLFBS models equipped with Board-To-Peg Conversion Kit P/N 50501640 and '09-later Touring (except '23-later FLHXSE, FLTRXSE, '24-later FLHX and FLTRX, FLTRXSTSE and '25-later FLHXU) models equipped with Board-To-Peg Conversion Kit P/N 50501642.

50501559 Passenger.
Fits models in passenger and highway peg positions. Does not fit the rider and passenger position for '18-later Softail models.

50500993 Passenger.
Fits passenger position on '18-later FL SB, FXBB, FXBBS, FXBR, FXBRS, FXLR, FXLRS, FXLRST, FXRST and FXST models.

J. DOMINION COLLECTION SHIFTER PEG – BRONZE

33600214
Fits all models (except '06-'17 VRSC™ models with forward controls and '08-'13 XR models).

Model Family Fitment:

- V-ROD
- SPORTSTER
- DYNA
- SOFTAIL
- TOURING

418 CONTROLS

Hand & Foot Controls Collection

DOMINION™ COLLECTION FOOT CONTROL INSERTS

Make your bike a true custom of one. The Dominion™ Inserts allow you to customize and personalize Dominion Collection accessories, so your bike is truly one of a kind.

A. DOMINION COLLECTION FOOTPEG TRIM PIECE

Fits Dominion Footpegs. Sold in sets of 2.

50500937 Brushed Black.

50500938 Bronze.

50500939 Brushed Orange.

50500940 Brushed Aluminum.

B. DOMINION COLLECTION SHIFTER PEG TRIM PIECE

Fits Dominion Shifter Pegs P/N 33600180 and 33600214.

33600215 Brushed Black.

33600216 Bronze.

33600217 Brushed Orange.

33600218 Brushed Aluminum.




A. DOMINION FOOTPEG TRIM – ORANGE SHOWN



A. DOMINION FOOTPEG TRIM



B. DOMINION SHIFTER PEG TRIM – BRUSHED ALUMINUM SHOWN



B. DOMINION SHIFTER PEG TRIM



C. HARLEY-DAVIDSON® BY RIZOMA – HAND GRIPS



D. HARLEY-DAVIDSON® BY RIZOMA – FOOTPEGS

CONTROLS 419

Hand & Foot Controls Collection

HARLEY-DAVIDSON® BY RIZOMA

Precision craftsmanship and unmistakable style define this collaborative collection from Harley-Davidson and Rizoma. Lasered H-D and Rizoma logos on a subdued black on black finish display minimal branding that lets the machined texture and performance aesthetic take the lead. This sleek collection of billet aluminum accessories is the first co-branded collection of its kind designed exclusively for H-D® motorcycle riders.

C. HARLEY-DAVIDSON® BY RIZOMA – HAND GRIPS

Harley-Davidson by Rizoma handgrips are 1.44 inches in diameter and feature a textured rubber grip to inspire confidence in handling while riding.

56100479

Fits '20-later LiveWire®, '16-'17 Dyna® FXDLS and '16-'24 Softail® models, '11-'12 FLSTSE, '14-'15 FLSTNSE, '13-'14 FXSBSE, '16-'17 FXSE and '08-later Touring (except '18-'19 FLTRXSE, '23-later FLHXSE and FLTRXSE, and '24-later FLHX, FLTRX, or FLTRXSTSE and '25-later FLHXU) and Trike models.

D. HARLEY-DAVIDSON® BY RIZOMA – FOOTPEGS

A bright, machined surface on Harley-Davidson by Rizoma footpegs offers the passenger a level of confidence in boot grip while adding a striking element of contrast to a dark-finished style.

50502159 Passenger.

Fits passenger position on '18-later FLSB, FXBB, FXBBS, FXBR, FXBRS, FXLR, FXLRS, FXLRST, FXRST and FXST models.

Model Family Fitment:

- V-ROD
- SPORTSTER
- DYNA
- SOFTAIL
- TOURING

420 CONTROLS

Hand & Foot Controls Collection

A. WILLIE G SKULL HAND GRIPS – BLACK

Contrasting the sinister Willie G Skull logo surrounded by Harley-Davidson script, the raised rubber pads add positive grip and comfort for the long haul. Easy to install, these grips feature a glueless design that allows removal without damage.

56100364

Fits '02-'17 VRSC™, '96-'22 XL '08-'13 XR, '91-'17 Dyna® (except FXDLS), '96-'15 Softail® (except FLSTNSE, FXSBSE and '11-'12 FLSTSE) and '96-'07 Touring models.

56100361

Fits '20-later LiveWire®, '16-'17 Dyna FXDLS and '16-'24 Softail models, '11-'12 FLSTSE, '14-'15 FLSTNSE, '13-'14 FXSBSE, '16-'17 FXSE and '08-later Touring (except '18-'19 FLTRXSE, '23-later FLHXSE and FLTRXSE, and '24-later FLHX, FLTRX, or FLTRXSTSE and '25-later FLHXU) and Trike models.



A. WILLIE G SKULL HAND GRIPS – BLACK

B. WILLIE G SKULL SHIFTER PEG – BLACK

Styled to complement the Willie G Skull Collection Foot Controls, this easy-to-install shifter peg can be rotated to a comfortable position and the smooth back protects the toe of your boot from wear while shifting.

33600258

Fits all models (except '06-'17 VRSC™ models with forward controls and '08-'13 XR).



A. WILLIE G SKULL HAND GRIPS – BLACK



B. WILLIE G SKULL SHIFTER PEG – BLACK

C. WILLIE G SKULL BRAKE PEDAL PADS – BLACK

Available in two sizes to fit most Harley-Davidson® motorcycles, these easy-to-install brake pedal pads feature rich black rubber for grip and traction and they complement Willie G Skull Collection Footpegs and Footboard Inserts for a complete look.

50600342 Small.

Fits '15-'20 XG models (except XG750A), '14-'22 XL models with Extended Reach Forward Control Kit P/N 50700030, '93-'17 Dyna models with forward controls, and '84-'17 FX Softail models (except FXSTDSE).

50600343 Large.

Fits '12-'16 FLD, '86-'17 FL Softail and '80-later Touring and Trike models.

50600345 Large.

Fits '18-later FL Softail models equipped with rider footboards.



C. WILLIE G SKULL BRAKE PEDAL PADS – BLACK



D. WILLIE G SKULL FOOTPEGS – BLACK (50501288 SHOWN)

D. WILLIE G SKULL FOOTPEGS – BLACK

Styled to complement Willie G Skull Accessory items, these obsidian black Footpegs feature a raised Willie G Skull and Harley-Davidson Motorcycles script surrounded by rich black rubber for grip and traction. Footpeg rotation is adjustable for position, so your feet ride on the rubber treads whether used as a rider, passenger or highway peg. Kit includes left and right peg.

50501288 Black.

Fits models with H-D® male mount-style footpeg supports (except the rider position on '15-later XG, '07-'10 XL883L, '07-'22 XL883N, XL1200N, XL1200T, XL1200V and XL1200X, '11-'22 XL1200C, '16-'22 XL1200CX, '17-'22 XL1200CP and XL1200CA, '08-'13 XR and '08-'17 FXCW, FXCWC, FXS, FXSB, FXSBSE and FXSE and the rider and passenger position on '18-later Softail models). Fits in passenger position for Touring only. Fits highway peg position only for all '23-later bikes.

50501281 Rider Footpegs.

Fits '18-later FL SB, FXBB, FXBBS, FXBR, FXBRS, FXLR, FXLRS, FXLRST and FXST models. Also fits '18-'24 FLDE, FLHC, FLHCS, FL SL, FLFB and FLFB S models equipped with Footboard To Footpeg Conversion Kit P/N 50501640 and '09-later Touring (except '23-later FLHXSE, FLTRXSE, '24-later FLHX, FLTRX, FLTRXSTSE and '25-later FLHXU) models equipped with Board-To-Peg Conversion Kit P/N 50501642.

50501282 Passenger Footpegs.

Fits passenger position on '18-later FL SB, FXBB, FXBBS, FXBR, FXBRS, FXLR, FXLRS, FXLRST, FXRST and FXST models.



D. WILLIE G SKULL FOOTPEGS – BLACK (50501281 SHOWN)



D. WILLIE G SKULL FOOTPEGS – BLACK (50501282 SHOWN)



E. WILLIE G SKULL RIDER FOOTBOARD INSERTS – BLACK, SWEEP WING STYLE



E. WILLIE G SKULL RIDER FOOTBOARD INSERTS – BLACK, TRADITIONAL STYLE



E. WILLIE G SKULL PASSENGER FOOTBOARD INSERTS – BLACK, TRADITIONAL STYLE



E. WILLIE G SKULL PASSENGER FOOTBOARD INSERTS – BLACK, CONTEMPORARY STYLE



CONTROLS 421

Hand & Foot Controls Collection

E. WILLIE G SKULL FOOTBOARD INSERTS – BLACK

Drenched in black and styled to match the Willie G Skull Collection Accessories, these footboard inserts retain the cast-in vibration isolation found on Original Equipment footboards. The over-molded rubber provides both comfort and traction while riding. Kit includes right and left insert.

50501286 Rider – Swept Wing Style.

Fits '12-'16 FLD and '86-'17 Softail®, '86-later Touring and Trike models equipped with Swept Wing rider footboards.

50501287 Rider – Traditional Style.

Fits models with traditional style rider footboards. Does not fit '18-later Softail models.

50501285 Passenger – Traditional Style.

Fits models equipped with traditional-style passenger footboards. Does not fit '18-later Softail models.

50501290 Passenger – Contemporary Style.

Fits models with contemporary-style passenger footboards.

CONTROLS

Model Family Fitment:

V-ROD
 SPORTSTER
 DYNA

 SOFTAIL
 TOURING

422 CONTROLS

Hand & Foot Controls Collection

WILLIE G SKULL COLLECTION – CHROME

The deep black rubber pads are set against a brilliant polished and chrome-plated field to yield the dramatic appearance of the Skull Collection.

A. WILLIE G SKULL HAND GRIPS – CHROME

Contrasting the chrome sinister skull logo surrounded by Harley-Davidson script, the raised rubber pads add positive grip and comfort for the long haul. Easy to install, these grips feature a glueless design that allows removal without damage.

Fits '02-'17 VRSC™, '96-'22 XL '08-'13 XR, '91-'17 Dyna® (except FXDLS), '96-'15 Softail® (except FLSTNSE, FXSBSE and '11-'12 FLSTSE) and '96-'07 Touring models.

56751-04 Small 1.3" Diameter.

56740-04 Medium 1.5" Diameter.

56741-04 Large 1.6" Diameter.

Fits '20-later LiveWire®, '16-'17 Dyna FXDLS and '16-'24 Softail models, '11-'12 FLSTSE, '14-'15 FLSTNSE, '13-'14 FXSBSE, '16-'17 FXSE and '08-later Touring (except '18-'19 FLTRXSE, '23-later FLHXSE and FLTRXSE, and '24-later FLHX, FLTRX, or FLTRXSTSE and '25-later FLHXU) and Trike models.

56740-08 Medium 1.5" Diameter.

B. WILLIE G SKULL SHIFTER PEG – CHROME

This easy-to-install shifter peg can be rotated to a comfortable position and the smooth back protects the toe of your boot from wear while shifting.

34689-04

Fits all models (except '06-'17 VRSC™ models with forward controls and '08-'13 XR).

C. WILLIE G SKULL BRAKE PEDAL PADS – CHROME

Available in two sizes to fit most Harley-Davidson® motorcycles, these easy-to-install brake pedal pads complement Willie G Collection pegs and footboard inserts for a complete look.

42710-04 Small.

Fits '15-'20 XG models (except XG750A), '14-'22 XL models with Extended Reach Forward Control Kit P/N 50700030, '93-'17 Dyna models with forward controls, and '84-'17 FX Softail models (except FXSTDSE).

50600313 Small.

Fits '18-later FXBR, FXBRS and FL5B models. Also fits '18-later Softail models equipped with Billet Style Rear Brake Lever for Forward Controls P/N 41600218, 41600219 and 41600220.

42711-04 Large.

Fits '12-'16 FLD, '86-'17 FL Softail and '80-later Touring and Trike models.

50600311 Large.

Fits '18-later FL Softail models equipped with rider footboards.

D. WILLIE G SKULL FOOTPEGS – CHROME

Footpeg rotation is adjustable for position, so your feet ride on the rubber treads whether used as a rider, passenger or high-way peg. Kit includes left and right peg.

50370-04

Fits models with H-D® male mount-style footpeg supports (except the rider position on '15-later XG, '07-'10 XL883L, '07-'22 XL883N, XL1200N, XL1200T, XL1200V and XL1200X, '11-'22 XL1200C, '16-'22 XL1200CX, '17-'22 XL1200CP and XL1200CA, '18-'22 XL1200NS and XL1200XS, '08-'13 XR and '08-'17 FXCW, FXCWC, FXS, FXSB, FXSBSE and FXSE and the rider and passenger position on '18-later Softail models). Fits in passenger position for Touring only. Fits highway peg position only for all '23-later bikes.

50500856 Rider Footpegs.

Fits '18-later FL5B, FXBB, FXBBS, FXBR, FXBRS, FXLR, FXLRS, FXLRST and FXST models. Also fits '18-'24 FLDE, FLHC, FLHCS, FL5L, FLFB and FLFBS models equipped with Board-To-Peg Conversion Kit P/N 50501640 and '09-later Touring (except '23-later FLHXSE, FLTRXSE, '24-later FLHX, FLTRX, FLTRXSTSE and '25-later FLHXU) models equipped with Board-To-Peg Conversion Kit P/N 50501642.

50500858 Passenger Footpegs.

Fits passenger position on '18-later FL5B, FXBB, FXBBS, FXBR, FXBRS, FXLR, FXLRS, FXLRST, FXRST and FXST models.



A. WILLIE G SKULL HAND GRIPS – CHROME



A. WILLIE G SKULL HAND GRIPS – CHROME



B. WILLIE G SKULL SHIFTER PEG – CHROME



C. WILLIE G SKULL BRAKE PEDAL PADS – CHROME



D. WILLIE G SKULL FOOTPEGS – CHROME (50370-04 SHOWN)



D. WILLIE G SKULL RIDER FOOTPEGS – CHROME (50500856 SHOWN)



D. WILLIE G SKULL PASSENGER FOOTPEGS – CHROME (50500858 SHOWN)



E. WILLIE G SKULL RIDER FOOTBOARD INSERTS, CHROME – SWEEP WING STYLE



E. WILLIE G SKULL RIDER FOOTBOARD INSERTS, CHROME – TRADITIONAL STYLE



E. WILLIE G SKULL PASSENGER FOOTBOARD INSERTS, CHROME – TRADITIONAL STYLE



E. WILLIE G SKULL PASSENGER FOOTBOARD INSERTS, CHROME – CONTEMPORARY STYLE



CONTROLS 423

Hand & Foot Controls Collection

E. WILLIE G SKULL FOOTBOARD INSERTS – CHROME

Easy-to-install footboard kits retain the Original Equipment cast-in vibration isolation for a fatigue-free ride. Kit includes left and right insert.

50704-04 Rider – Swept Wing Style. Fits '12-'16 FLD and '86-'17 Softail®, '86-later Touring and Trike models equipped with Swept Wing-style rider footboards.

50710-04 Rider – Traditional Style. Fits models with traditional-style rider footboards. Does not fit '18-later Softail models.

50713-04 Passenger – Traditional Style. Fits models equipped with traditional-style passenger footboards.

50501145 Passenger – Contemporary Style. Fits models with contemporary-style passenger footboards.

CONTROLS

Model Family Fitment:

- V-ROD
- SPORTSTER
- DYNA
- SOFTAIL
- TOURING

424 CONTROLS

Hand & Foot Controls Collection

KAHUNA™ COLLECTION HAND AND FOOT CONTROLS – GLOSS BLACK

Understated but powerful, the Kahuna™ Collection Controls feature a gloss black surfaces surrounded by rich, black rubber that provides grip and traction where needed. These gloss black controls are styled to complement other Kahuna Collection Accessories and the Hand Grips and Rider Footboards also feature a rich red Bar & Shield logo.

A. KAHUNA HAND GRIPS – GLOSS BLACK

56100705
Fits '25-later Softail and '23-later FLHXSE, FLTRXSE, '24-later FLHX, FLTRX, FLTRXSTSE, and '25-later FLHXU models.

56100332
Fits '20-later LiveWire®, '16-'17 Dyna® FXDLS and '16-'24 Softail® models, '11-'12 FLSTSE, '14-'15 FLSTNSE, '13-'14 FXSBSE, '16-'17 FXSE and '08-later Touring (except '18-'19 FLTRXSE, '23-later FLHXSE and FLTRXSE, and '24-later FLHX, FLTRX, or FLTRXSTSE and '25-later FLHXU) and Trike models.



A. KAHUNA HAND GRIPS – GLOSS BLACK

B. KAHUNA FOOTPEGS – GLOSS BLACK

50501225
Fits rider position: '02-'17 VRSC™ models with forward controls (except VRSCDX and VRSCF), '15-'20 XG models (except XG750A), '06-earlier XL, '07-'10 XL883, XL883C, XL883R, XL1200C and XL1200R, '07-'11 XL1200L, '91-'17 Dyna® (except FLD), and '84-'17 Softail models with forward controls (except FXCW, FXCWC, FXS, FXSB or FXBSE). Fits passenger position: all models with H-D® male-mount passenger peg mounts (except '06-earlier VRSC, '03-earlier XL, '05-earlier Dyna and Softail models equipped with Shotgun exhaust). '84-'17 Softail models require separate purchase of Support Kit P/N 50454-09. Does not fit passenger position on '18-later Softail models. Fits highway peg position: all models with frame-mount or engine guard-mount highway pegs (except Whiskers Adjustable Highway Bar P/N 50855-09 and 50865-09). Fits in passenger position for Touring only. Fits highway peg position only for all '23-later bikes.



B. KAHUNA FOOTPEGS – GLOSS BLACK



B./C. KAHUNA FOOTPEG AND SHIFTER PEG – GLOSS BLACK

C. KAHUNA SHIFTER PEG – GLOSS BLACK

33600257
Fits all models (except '06-'17 VRSC models with forward controls and '08-'13 XR models).



C. KAHUNA SHIFTER PEG – GLOSS BLACK



D. KAHUNA BRAKE PEDAL PAD – GLOSS BLACK

D. KAHUNA BRAKE PEDAL PAD – GLOSS BLACK

50600341 Large.
Fits '12-'16 FLD, '86-'17 FL Softail and '80-later Touring and Trike models.

E. KAHUNA FOOTBOARD KITS – GLOSS BLACK

50501227 Rider.
Fits '12-'16 FLD, '86-'17 FL Softail (except FLS, FLSS, FLSTFB, FLSTFBS and FXSE), '86-later Touring (except FLHTCUL and FLHTKL) and '08-later Trike models.

50501228 Passenger.
Fits '06-'17 Dyna, '00-later Softail (except FXDRS, FXFB and FXFBS) and '86-later Touring models equipped with passenger footboard supports. Does not fit Trike models.



E. KAHUNA RIDER FOOTBOARDS KIT – GLOSS BLACK



E. KAHUNA PASSENGER FOOTBOARD KIT – GLOSS BLACK



F. KAHUNA HAND GRIPS – CHROME



G. KAHUNA FOOTPEGS – CHROME



G./H. KAHUNA FOOTPEG AND SHIFTER PEG – CHROME



H. KAHUNA SHIFTER PEG – CHROME



I. KAHUNA BRAKE PEDAL PAD – CHROME



J. KAHUNA RIDER FOOTBOARDS KIT – CHROME



J. KAHUNA PASSENGER FOOTBOARD KIT – CHROME

CONTROLS 425

Hand & Foot Controls Collection

KAHUNA™ COLLECTION HAND AND FOOT CONTROLS – CHROME

Understated but powerful, the Kahuna™ Collection Controls feature a mirror-like chrome surface surrounded by rich, black rubber that provides grip and traction where needed. These chrome controls are styled to complement other Kahuna Collection Accessories and the Hand Grips and Rider Footboards also feature a rich red Bar & Shield logo.

F. KAHUNA HAND GRIPS – CHROME

56100706
Fits '25-later Softail and '23-later FLHXSE, FLTRXSE, '24-later FLHX, FLTRX, FLTRXSTSE, and '25-later FLHXU models.

56100319
Fits '20-later LiveWire®, '16-'17 Dyna® FXDLS and '16-'24 Softail® models, '11-'12 FLSTSE, '14-'15 FLSTNSE, '13-'14 FXSBSE, '16-'17 FXSE and '08-later Touring (except '18-'19 FLTRXSE, '23-later FLHXSE and FLTRXSE, and '24-later FLHX, FLTRX, or FLTRXSTSE and '25-later FLHXU) and Trike models.

G. KAHUNA FOOTPEGS – CHROME

50501148
Fits rider position: '02-'17 VRSC™ models with forward controls (except VRSCDX and VRSCF), '15-'20 XG models (except XG750A), '06-earlier XL, '07-'10 XL883, XL883C, XL883R, XL1200C and XL1200R, '07-'11 XL1200L, '91-'17 Dyna® (except FLD), and '84-'17 Softail models with forward controls (except FXCW, FXCWC, FXS, FXSB or FXBSE). Fits passenger position: all models with H-D® male-mount passenger peg mounts (except '06-earlier VRSC, '03-earlier XL, '05-earlier Dyna and Softail models equipped with Shotgun exhaust). '84-'17 Softail models require separate purchase of Support Kit P/N 50454-09. Does not fit passenger position on '18-later Softail models. Fits highway peg position: all models with frame-mount or engine guard-mount highway pegs (except Whiskers Adjustable Highway Bar P/N 50855-09 and 50865-09). Fits in passenger position for Touring only. Fits highway peg position only for all '23-later bikes.

H. KAHUNA SHIFTER PEG – CHROME

33600256
Fits all models (except '06-'17 VRSC models with forward controls and '08-'13 XR models).

I. KAHUNA BRAKE PEDAL PAD – CHROME

50600340 Large.
Fits '12-'16 FLD, '86-'17 FL Softail and '80-later Touring and Trike models.

J. KAHUNA FOOTBOARD KITS – CHROME

50501150 Rider.
Fits '12-'16 FLD, '86-'17 FL Softail (except FLS, FLSS, FLSTFB, FLSTFBS and FXSE), '86-later Touring (except FLHTCUL and FLHTKL) and '08-later Trike models.

50501151 Passenger.
Fits '06-'17 Dyna, '00-later Softail (except FXDRS, FXFB and FXFBS) and '86-later Touring models equipped with passenger footboard supports. Does not fit Trike models.

Model Family Fitment:

- V-ROD
- SPORTSTER
- DYNA
- SOFTAIL
- TOURING

426 CONTROLS

Hand & Foot Controls Collection

AIRFLOW COLLECTION – GLOSS BLACK

Defined by a sleek surround, the deep hockey-stick groove and the smooth rubber traction strips, this delta wing-inspired collection is the perfect match for your high-profile street machine. The rich black high-grip surfaces are divided by a deep channel that draws your eye from the leading to the trailing edge.

A. AIRFLOW HAND GRIPS – GLOSS BLACK

Wrap your fingers around the gloss black ridge for a sweet tactile feel. These grips combine a traction-grip crosshatch rubber surface with a comfortable 1.6" diameter for excellent control in wet or dry weather. The easy-to-install glueless design allows you to remove the grips for service without damage.

56100218

Fits '20-later LiveWire®, '16-'17 Dyna® FXDLs and '16-'24 Softail® models, '11-'12 FLSTSE, '14-'15 FLSTNSE, '13-'14 FXSBSE, '16-'17 FXSE and '08-later Touring (except '18-'19 FLTRXSE, '23-later FLHXSE and FLTRXSE, and '24-later FLHX, FLTRX, or FLTRXSTSE and '25-later FLHXU) and Trike models.

56100356

Fits '02-'17 VRSC™, '96-'22 XL, '08-'13 XR, '96-'17 Dyna (except FXDLs), '95-'15 Softail (except FLSTNSE, FLSTSE and FXSBSE and '11-'12 FLSTSE) '96-'07 Touring models.

B. AIRFLOW FOOTPEGS – GLOSS BLACK

These footpegs are adjustable for position and feature a rectangular shape and a raised rubber surface for foot support and traction whether used as a rider, passenger or highway peg.

50500717

Fits models with H-D® male mount-style footpeg supports (except the rider position on '17-later XG750A, '07-'10 XL883L, '07-'22 XL883N, XL1200N, XL1200V and XL1200X, '11-'22 XL1200C and XL1200T, '18-'22 XL1200NS and XL1200XS, '08-'13 XR, and '08-'17 FXCW, FXCWC, FXS, FXSB, FXSBSE and FXSE and the rider and passenger position on '18-later Softail models). Fits in passenger position for Touring only. Fits highway peg position only for all '23-later bikes.

C. AIRFLOW SHIFTER PEG – GLOSS BLACK

This simple-to-install Shifter Peg complements the sweeping design of the Airflow Collection footpegs and footboards. Rotation is adjustable for comfortable shifting, and the rubber back protects the top of your boot while downshifting.

33600154

Fits all models (except '06-'17 VRSC™ models with forward controls, '17-'20 XG750A and '08-'13 XR).

D. AIRFLOW BRAKE PEDAL PAD – GLOSS BLACK

The Airflow Brake Pedal Pad features curving gloss black surrounding a deep black rubber pad, accented with a deep center groove. Easy to install, this brake pedal pad complements the Airflow Collection for a complete custom look.

50600338 Large

Fits '12-'16 FLD, '86-'17 FL Softail and '80-later Touring and Trike models.

E. AIRFLOW FOOTBOARD KITS – GLOSS BLACK

Comfortable and stylish, these fighter-wing shaped footboards add an elegant finish to your ride. The complete kit includes gloss black delta wing-shaped footboard pans with vibration-isolated inserts for a fatigue-free ride. The black rubber pads feature a deep embossed Bar & Shield logo and rear-sweeping traction grooves.

50501265 Rider

Fits '12-'16 FLD, '86-'17 FL Softail (except FLS, FLSS, FLSTFB, FLSTFBS and FXSE), '86-later Touring (except FLHTCUL and FLHTKL) and '08-later Trike models.

50501266 Passenger

Fits '06-'17 Dyna, '18-later Softail (except FXDRS, FXFB and FXFBS) and '86-later Touring models equipped with passenger footboard supports. Does not fit Trike models.



A. AIRFLOW HAND GRIPS – GLOSS BLACK



B. AIRFLOW FOOTPEGS – GLOSS BLACK (SHOWN WITH SMALL AIRFLOW BRAKE PEDAL PAD)



B./C. AIRFLOW FOOTPEG & SHIFTER PEG – GLOSS BLACK



C. AIRFLOW SHIFTER PEG – GLOSS BLACK



D. AIRFLOW BRAKE PEDAL PAD – GLOSS BLACK



E. AIRFLOW RIDER FOOTBOARD KIT – GLOSS BLACK (SHOWN WITH LARGE AIRFLOW BRAKE PEDAL PAD)



E. AIRFLOW PASSENGER FOOTBOARD KIT – GLOSS BLACK



F. AIRFLOW HAND GRIPS – CHROME



G. AIRFLOW FOOTPEGS – CHROME (SHOWN WITH SMALL AIRFLOW BRAKE PEDAL PAD)



G./H. AIRFLOW FOOTPEG & SHIFTER PEG – CHROME



H. AIRFLOW SHIFTER PEG – CHROME



I. AIRFLOW BRAKE PEDAL PAD – CHROME



J. AIRFLOW RIDER FOOTBOARD KIT – CHROME (SHOWN WITH LARGE AIRFLOW BRAKE PEDAL PAD)



J. AIRFLOW PASSENGER FOOTBOARD KIT – CHROME

CONTROLS 427

Hand & Foot Controls Collection

AIRFLOW COLLECTION – CHROME

Defined by a brilliant chrome border and smooth rubber traction strips, this delta wing-inspired collection is the perfect match for your high-profile street machine. The rich black surfaces are divided by a deep mirror-finished groove that draws your eye from the leading to the trailing edge.

F. AIRFLOW HAND GRIPS – CHROME

Wrap your fingers around the chrome ridge for a sweet tactile feel. These grips combine a traction-grip crosshatch rubber surface with a comfortable 1.6" diameter for excellent control in wet or dry weather. The easy-to-install glueless design allows you to remove the grips for service without damage.

56100112

Fits '02-'17 VRSC™, '96-'22 XL, '08-'13 XR, '96-'17 Dyna® (except FXDLs), '95-'15 Softail® (except FLSTNSE, FLSTSE and FXSBSE and '11-'12 FLSTSE) '96-'07 Touring models.

56100108

Fits '20-later LiveWire®, '16-'17 Dyna FXDLs and '16-'24 Softail models, '11-'12 FLSTSE, '14-'15 FLSTNSE, '13-'14 FXSBSE, '16-'17 FXSE and '08-later Touring (except '18-'19 FLTRXSE, '23-later FLHXSE and FLTRXSE, and '24-later FLHX, FLTRX, or FLTRXSTSE and '25-later FLHXU) and Trike models.

G. AIRFLOW FOOTPEGS – CHROME

These footpegs are adjustable for position and feature a rectangular shape and a raised rubber surface for foot support and traction whether used as a rider, passenger or highway peg.

50500435

Fits models with H-D® male mount-style footpeg supports (except the rider position on '17-later XG750A, '07-'10 XL883L, '07-'22 XL883N, XL1200N, XL1200T, XL1200V and XL1200X, '11-'22 XL1200C, '16-'22 XL1200CX, '18-'22 XL1200NS and XL1200XS, '08-'13 XR and '08-'17 FXCW, FXCWC, FXS, FXSB, FXSBSE, FXSE and the rider and passenger position on '18-later Softail models). Fits in passenger position for Touring only. Fits highway peg position only for all '23-later bikes.

H. AIRFLOW SHIFTER PEG – CHROME

This simple-to-install Shifter Peg complements the sweeping design of the Airflow Collection footpegs and footboards. Rotation is adjustable for comfortable shifting, and the rubber back protects the top of your boot while downshifting.

33600075

Fits all models (except '06-'17 VRSC™ models with forward controls, '17-'20 XG750A and '08-'13 XR models).

I. AIRFLOW BRAKE PEDAL PAD – CHROME

The Airflow Brake Pedal Pad features curving chrome surrounding a deep black rubber pad, accented with a deep center groove. Easy to install, this brake pedal pad complements the Airflow Collection for a complete custom look.

50600159 Large

Fits '12-'16 FLD, '86-'17 FL Softail, '80-later Touring and Trike models.

J. AIRFLOW FOOTBOARD KITS – CHROME

Comfortable and stylish, these fighter-wing shaped footboards add an elegant finish to your ride. The complete kit includes chrome delta wing-shaped footboard pans with vibration-isolated inserts for a fatigue-free ride. The black rubber pads feature a deep embossed Bar & Shield logo and rear-sweeping traction grooves.

50500436 Rider

Fits '12-'16 FLD, '86-'17 FL Softail (except FLS, FLSS, FLSTFB, FLSTFBS and FXSE), '86-later Touring (except FLHTCUL and FLHTKL) and '08-later Trike models.

50500437 Passenger

Fits '06-'17 Dyna, '18-later Softail (except FXDRS, FXFB and FXFBS) and '86-later Touring models equipped with passenger footboard supports. Does not fit Trike models.

Model Family Fitment:

- V-ROD
- SPORTSTER
- DYNA
- SOFTAIL
- TOURING

428 CONTROLS

Hand & Foot Controls Collection

STREAMLINER COLLECTION – CHROME

Inspired by the art-deco designs of the Streamliner era, this collection reflects the simple lines and shapes that still remain contemporary today. The rich black rubber features three raised chrome tri-line bands for contrast and a rich chrome surround to finish the look.

A. STREAMLINER HAND GRIPS – CHROME

Complement the Streamliner look with these matching grips. The rich black rubber provides a positive grip while riding and the chrome tri-line design will provide just the right touch of chrome.

56100048

Fits '20-later LiveWire®, '16-'17 Dyna® FXDLS and '16-'24 Softail® models, '11-'12 FLSTSE, '14-'15 FLSTNSE, '13-'14 FXSBSE, '16-'17 FXSE and '08-later Touring (except '18-'19 FLTRXSE, '23-later FLHXSE and FLTRXSE, and '24-later FLHX, FLTRX, or FLTRXSTSE and '25-later FLHXU) and Trike models.

B. STREAMLINER RIDER FOOTPEGS – CHROME

Complete the streamlined look with Streamliner Footpegs. Kit includes left and right footpegs.

50211-04

Fits rider positions on '03-earlier XL models with mid controls and '05-earlier Dyna models with mid controls. Fits all models in passenger and highway peg positions.

Shown with:

STREAMLINER SHIFTER PEG

Complement the streamlined footpegs and footboards with this simple-to-install Shifter Peg.

34967-04

Fits all models (except '06-'17 VRSC™ models with forward controls and '08-'13 XR models).

C. STREAMLINER BRAKE PEDAL PAD

Complement the streamlined footpegs and footboards with this simple-to-install Brake Pedal Pad. The chrome frame surrounds a black rubber pad accented with three polished bands for style and grip.

42712-04 Large

Fits '12-'16 FLD, '86-'17 FL Softail and '80-later Touring and Trike models.

D. STREAMLINER RIDER FOOTBOARD KIT

Add the sleek sweeping footboard design from the Street Glide® model to your Touring bike. Kit includes vibration-isolation footboard pads with three polished bands, and the complete chrome-plated pans that easily bolt in place of the Original Equipment footboards.

50631-04

Fits '12-'16 FLD and '86-'17 FL Softail (except FLS, FLSS, FLSTFB and FLSTFBS), Touring and Trike models (except FLHTCUL and FLHTKL).

E. STREAMLINER PASSENGER FOOTBOARD INSERT KIT – SWEEP WING SHAPE

Styled to match the Street Glide model's Original Equipment Streamliner Rider Footboards. Featuring vibration-isolation rubber inserts with three polished bands, this insert is designed to fit the Swept Wing shape passenger footboard pan. Kit includes left and right side insert.

50420-05

Fits '06-'17 Dyna, '00-later Softail (except FXDRS, FXFB and FXFBS) and '86-later Touring models equipped with Swept Wing-shaped passenger footboards. Does not fit Trike models. If installed on models equipped with Passenger Footboard Support kit P/N 50399-07A, footboards will not remain in flipped up position.



A. STREAMLINER HAND GRIPS



F. STREAMLINER HAND GRIPS – BLACK



B. STREAMLINER FOOTPEGS AND SHIFTER PEG



C. STREAMLINER BRAKE PEDAL PAD



G. STREAMLINER RIDER FOOTPEGS – BLACK



H. STREAMLINER SHIFTER PEG – BLACK



D. STREAMLINER RIDER FOOTBOARD KIT (SHOWN WITH BRAKE PEDAL PAD AND FOOTPEG KIT)



E. STREAMLINER PASSENGER FOOTBOARD INSERTS – SWEEP WING SHAPE



I. STREAMLINER BRAKE PEDAL PAD – BLACK



J. STREAMLINER PASSENGER FOOTBOARDS AND MOUNT KIT – BLACK

CONTROLS 429

Hand & Foot Controls Collection

STREAMLINER COLLECTION - BLACK

Inspired by the curved forms and long, horizontal lines of Streamline Moderne architecture, the Black Streamliner Collection takes a contemporary spin on this classic Harley-Davidson style. Featuring polished chrome bands surrounded by a sea of rich black, the Black Streamliner Collection adds a dark and aerodynamic look to your bike.

F. STREAMLINER HAND GRIPS – BLACK

Complement the Streamliner look with these matching grips. The rich black rubber provides a positive grip when riding and the chrome tri-lines add just the right touch of brightness.

56100411

Fits '20-later LiveWire®, '16-'17 Dyna® FXDLS and '16-'24 Softail® models, '14-'15 FLSTNSE, '11-'12 FLSTSE, '13-'14 FXSBSE and '08-later Touring (except '18-'19 FLTRXSE, '23-later FLHXSE and FLTRXSE, and '24-later FLHX, FLTRX, or FLTRXSTSE and '25-later FLHXU) and Trike models.

G. STREAMLINER RIDER FOOTPEGS – BLACK

Complete the streamlined look with Streamliner Footpegs. Includes left and right footpegs.

50501800

Fits rider positions on '03-earlier XL models with mid controls and '05-earlier Dyna models with mid-controls. Fits all models in passenger and highway peg position.

H. STREAMLINER SHIFTER PEG – BLACK

Complement the black Streamliner Footpegs and Footboards with this simple-to-install Shifter Peg.

33600313

Fits all models (except '06-'17 VRSC™ models with forward controls and Matte Black '08-'13 XR models).

I. STREAMLINER BRAKE PEDAL PAD – BLACK

Complement the Streamliner footpegs and footboards with this simple-to-install Brake Pedal Pad. The gloss black frame surrounds a black rubber pad accented with three polished chrome bands for style and grip.

50600417

Fits '12-'16 FLD, '86-'17 FL Softail and '80-later Touring and Trike models.

J. STREAMLINER PASSENGER FOOTBOARD AND MOUNT KIT – BLACK

Designed for convenient bolt-on installation, the complete kit includes gloss black aluminum footboards, rubber pads, mounting hardware and passenger footboard supports.

50501819

Fits '93-later Touring models. Does not fit Trike models.

Model Family Fitment:

- V-ROD
- SPORTSTER
- DYNA
- SOFTAIL
- TOURING

430 CONTROLS

Hand & Foot Controls Collection

A. DIAMOND BLACK HAND GRIPS

Hand grips are a comfortable diameter and feature glueless installation that can be easily removed for service without damage.

56405-08

Fits '02-'17 VRSC™, '96-'22 XL '08-'13 XR, '91-'17 Dyna® (except FXDLS), '96-'15 Softail® (except FLSTNSE, FXSBSE and '11-'12 FLSTSE) and '96-'07 Touring models.

56746-08

Fits '20-later LiveWire®, '16-'17 Dyna FXDLS and '16-'24 Softail models, '11-'12 FLSTSE, '14-'15 FLSTNSE, '13-'14 FXSBSE, '16-'17 FXSE and '08-later Touring (except '18-'19 FLTRXSE, '23-later FLHXSE and FLTRXSE, and '24-later FLHX, FLTRX, or FLTRXSTSE and '25-later FLHXU) and Trike models.

B. SMALL DIAMETER HAND GRIPS – BLACK RUBBER

Original Equipment on the FLHTKL, Ultra Limited Low models, these Small Diameter Black Rubber Grips feature smooth surfaces and a clean design that complements any styling direction.

56100355

Fits '08-later Touring (except '23-later FLHXSE, FLTRXSE, '24-later FLHX, FLTRX and FLTRXSTSE and '25-later FLHXU) and '09-later Trike models.

C. NOSTALGIC HAND GRIPS

Comfortable hourglass style with a chrome accent ring and a molded-in Harley-Davidson logo. These rubber grips were inspired by Harley-Davidson® motorcycles of the 1940s.

56275-96B

Fits '02-'17 VRSC, '96-'22 XL, '08-'13 XR, '91-'17 Dyna (except FXDLS), '96-'15 Softail (except FLSTNSE, FXSBSE and '11-'12 FLSTSE) and '96-'07 Touring models.

56275-08

Fits '20-later LiveWire, '16-'17 Dyna FXDLS and '16-'24 Softail models, '11-'12 FLSTSE, '14-'15 FLSTNSE, '13-'14 FXSBSE, '16-'17 FXSE and '08-later Touring (except '18-'19 FLTRXSE, '23-later FLHXSE and FLTRXSE, and '24-later FLHX, FLTRX, or FLTRXSTSE and '25-later FLHXU) and Trike models.

D. GET-A-GRIP™ HAND GRIPS

Dressed in tactified rubber for superior traction, these elegant hand grips provide a positive connection to the controls in wet or dry weather. The soft touch cross-hatched rubber surface feels good against both gloved and bare skin and the “thicker in the middle” profile forms a natural fit with your closed fist. Shaped for maximum comfort, Get-A-Grip™ hand grips are available in your choice of standard or magnum diameters to comfortably accommodate almost any size hand. And you don't need to sacrifice style for comfort. Designed to accent any customizing direction, the mirror chrome or gloss black finishes complement both traditional and contemporary looks. The easy-to-install glueless design allows you to remove the grips for service without damage.

Fits '23-later FLHXSE and FLTRXSE, '24-later FLHX, FLTRX, and FLTRXSTSE, and '25-later Softail® models.

56100614 Black, Magnum 1.6" diameter.

56100615 Chrome, Magnum 1.6" diameter.

Fits '02-'17 VRSC™, '96-'22 XL, '08-'13 XR, '91-'17 Dyna® (except FXDLS), '96-'15 Softail® (except FLSTNSE, FXSBSE and '11-'12 FLSTSE) and '96-'07 Touring models.

56100007 Chrome, Standard 1.5" Diameter.

56100009 Chrome, Magnum 1.6" Diameter.

56100008 Black, Standard 1.5" Diameter.

56100010 Black, Magnum 1.6" Diameter.

Fits '20-later LiveWire®, '16-'17 Dyna FXDLS and '16-'24 Softail models, '11-'12 FLSTSE, '14-'15 FLSTNSE, '13-'14 FXSBSE, '16-'17 FXSE and '08-later Touring (except '18-'19 FLTRXSE, '23-later FLHXSE and FLTRXSE, and '24-later FLHX, FLTRX, or FLTRXSTSE and '25-later FLHXU) and Trike models.

56100015 Chrome, Magnum 1.6" Diameter.

56100036 Black, Magnum 1.6" Diameter.

56100614 Black, Magnum Touring

56100615 Chrome, Magnum Touring



A. DIAMOND BLACK HAND GRIPS



E. ADVERSARY COLLECTION HEATED HAND GRIPS



B. SMALL DIAMETER HAND GRIPS



C. NOSTALGIC HAND GRIPS



F. SWITCHBACK COLLECTION HEATED HAND GRIPS – BLACK ANODIZED



F. SWITCHBACK COLLECTION HEATED HAND GRIPS – CHROME ANODIZED



D. GET-A-GRIP HAND GRIPS – BLACK



D. GET-A-GRIP HAND GRIPS – CHROME



G. KAHUNA COLLECTION HEATED HAND GRIPS – BLACK



G. KAHUNA COLLECTION HEATED HAND GRIPS – CHROME

CONTROLS 431

Hand Grips

E. ADVERSARY™ COLLECTION HEATED HAND GRIPS – BLACK WITH ORANGE HIGHLIGHTS

Combine style and comfort for cool morning or frigid night rides. These grips feature three heat settings (High, Medium, Low) and are thermostatically controlled to ensure the selected temperature is maintained during the ride. A flexible PCB heating element allows even distribution of heating. Independent temperature sensing and control for left and right grips.

Three heat settings - HIGH/MEDIUM/LOW - are controlled by LH grip button or touch screen and indicated through the motorcycle display screen. Rubber provides a positive grip while riding. Durable dual-anodized black finish with orange highlights. Sold as a pair. Complete this custom look with additional accessories from the Adversary™ Collection.

56100619

Fits '23-later FLHXSE and FLTRXSE and '24-later FLHX, FLTRX and FLTRXSTSE FLTRXSTSE, '25-later FLHXU and '25-later Softail® (except FXBB and FXBR) models. Installation on some '24 Street Glide and Road Glide models may require a Digital Technician update by a Harley-Davidson® dealer; see your local dealer for details.

F. SWITCHBACK COLLECTION HEATED HAND GRIPS

Combine style and comfort for cool morning or frigid night rides. These grips feature three heat settings (High, Med, Low) and are thermostatically controlled to ensure the selected temperature is maintained during the ride. A flexible PCB heating element allows even distribution of heating. Independent temperature sensing and control for left and right grips. Three heat settings - HIGH/MEDIUM/LOW - are controlled by LH grip button or touch screen and indicated through the motorcycle display screen. Rubber provides a positive grip while riding. Sold as a pair. Complete this custom look with additional accessories from the Switchback Collection.

Fits '23-later FLHXSE, FLTRXSE, '24-later FLHX, FLTRX, FLTRXSTSE, '25-later FLHXU and '25-later Softail (except FXBB and FXBR) models. Installation on some '24 Street Glide and Road Glide models may require a Digital Technician update by a Harley-Davidson dealer; see your local dealer for details.

56100574 Black Anodized.

56100575 Chrome Anodized.

G. KAHUNA™ COLLECTION HEATED HAND GRIPS

Combine style and comfort for cool morning or frigid night rides. These grips feature three heat settings (High, Med, Low) and are thermostatically controlled to ensure the selected temperature is maintained during the ride. A flexible PCB heating element allows even distribution of heating. Independent temperature sensing and control for left and right grips. Three heat settings - HIGH/MEDIUM/LOW - are controlled by LH grip button or touch screen and indicated through the motorcycle display screen. Rubber provides a positive grip while riding. Sold as a pair. Complete this custom look with additional accessories from the Kahuna™ Collection.

Fits '23-later FLHXSE, FLTRXSE, '24-later FLHX, FLTRX, FLTRXSTSE, '25-later FLHXU and '25-later Softail (except FXBB and FXBR) models. Installation on some '24 Street Glide and Road Glide models may require a Digital Technician update by a Harley-Davidson dealer; see your local dealer for details.

56100713 Black.

56100714 Chrome.

Model Family Fitment:

- V-ROD
- SPORTSTER
- DYNA
- SOFTAIL
- TOURING

432 CONTROLS

Hand Grips – Heated

HEATED HAND GRIPS

Keep comfortable on those cool mornings or frigid night rides. Warm hands have a major impact on overall body comfort and sometimes gloves just aren't enough. These thermostatically controlled grips feature variable heat settings controlled with a military-grade resistor and use automatic temperature monitoring to adjust to ambient temperatures. With both hands on the grips, they will remain at a constant temperature regardless of changes in outside temperature. The self-contained control circuit and control knob means you have no additional switches or controller boxes to mount and the grips are switched on/off with the ignition to avoid draining your battery. The glueless grip design allows grip removal if you change handlebars or motorcycles.



A. AIRFLOW HEATED HAND GRIPS

A. AIRFLOW HEATED HAND GRIPS

Fits '16-'17 Dyna® FXDLS, '16-'24 Softail®, and '08-later Touring (except '23-later FLHXSE, FLTRXSE, '24-later FLHX, FLTRX and FLTRXSTSE and '25-later FLHXU) and Trike models. '16-'17 Softail models require separate purchase of Electrical Connection Kit P/N 72673-11. '14-'16 Touring and Trike models require separate purchase of Electrical Connection Kit P/N 69200722. '18-later Softail and '17-later Touring and Trike models require Electrical Connection Kit P/N 69201599A. Does not fit '08-'13 models with internally wired handlebars. The power wires for these grips must be wired internal of the handlebar. See accessory handlebars for specific heated hand grip exclusions. Airflow Grips P/N 56100342 are stock on '18 FLHTKSE and FLHXSE models. Kahuna™ Grips P/N 56100318 are stock on '18 FLHXSE, '20 FLHTCUTGSE and '21 FLHTCUTGSE, FLHTKSE, FLHXSE and FLTRXSE models. Kahuna Grips P/N 56100331 are stock on '19 FLHTKSE, FLHXSE, '20 FLHTKSE, FLHXSE, FLTRXSE, '21 FLHTCUTGSE, FLHXSE, FLTRXSE, '22 FLHXSE, FLTRKSE and FLTRXSE models.

56100253	Chrome.
56100342	Gloss Black.

Fits '02-'17 VRSC™, '96-'22 XL, '08-'13 XR, '96-'17 Dyna (except FXDLS) and '96-'15 Softail (except FLSTSE, FLSTNSE, and FXSBSE) and '96-'07 Touring models. '14-'22 XL, '12-'17 Dyna and '11-'15 Softail models require separate purchase of Electrical Connection Kit P/N 72673-11. Does not fit '08-'13 models with internally wired handlebars. The power wires for the Chrome grips must be wired internal of the handlebar. Gloss Black grip can be wired internally. See accessory handlebars for specific heated hand grip exclusions.

56100256	Chrome.
56100358	Gloss Black.

B. HEATED HAND GRIPS – COLLECTIONS

Styled to complement Harley-Davidson® hand and foot control collections, these thermostatically controlled heated hand grips will keep you comfortable on a cool weather ride

Fits '16-'17 Dyna FXDLS, '16-'24 Softail, and '08-later Touring (except '23-later FLHXSE, FLTRXSE, '24-later FLHX, FLTRX and FLTRXSTSE and '25-later FLHXU) and Trike models. '16-'17 Softail models require separate purchase of Electrical Connection Kit P/N 72673-11. '14-'16 Touring and Trike models require separate purchase of Electrical Connection Kit P/N 69200722. '18-later Softail and '17-later Touring and Trike models require Electrical Connection Kit P/N 69201599A. Does not fit '08-'13 models with internally wired handlebars. The power wires for these grips must be wired internal of the handlebar. See accessory handlebars for specific heated hand grip exclusions. Airflow Grips P/N 56100342 are stock on '18 FLHTKSE and FLHXSE models. Kahuna Grips P/N 56100318 are stock on '18 FLHXSE, '20 FLHTCUTGSE and '21 FLHTCUTGSE, FLHTKSE, FLHXSE and FLTRXSE models. Kahuna Grips P/N 56100331 are stock on '19 FLHTKSE, FLHXSE, '20 FLHTKSE, FLHXSE, FLTRXSE, '21 FLHTCUTGSE, FLHXSE, FLTRXSE, '22 FLHXSE, FLTRKSE and FLTRXSE models.

56100318	Kahuna™ – Chrome.
56100331	Kahuna – Gloss Black.
56100437	Empire™ – Black.
56100436	Empire – Chrome.
56100438	Empire – Machine Cut.
56100568	Switchback™ - Black Anodized.
56100569	Switchback - Clear Anodized.



B. KAHUNA HEATED HAND GRIPS – CHROME



B. KAHUNA HEATED HAND GRIPS – GLOSS BLACK



B. EMPIRE HEATED HAND GRIPS



B. SWITCHBACK HEATED HAND GRIPS



C. STREAMLINER HEATED HAND GRIPS – BLACK



C. STREAMLINER HEATED HAND GRIPS – CHROME



E. CONTOURED HEATED HAND GRIPS



E. WILLIE G SKULL HEATED HAND GRIPS – CHROME



D. HEATED HAND GRIPS – BLACK RUBBER



E. WILLIE G SKULL HEATED HAND GRIPS – BLACK



E. CHROME AND RUBBER HEATED HAND GRIPS

CONTROLS 433

Hand Grips – Heated

C. HEATED HAND GRIPS – STREAMLINER

Complement the Streamliner look with these matching grips. The rich black rubber provides a positive grip while riding and the chrome tri-line design will provide just the right touch of chrome. These grips have been thermally mapped to provide more uniform heat and are designed to achieve a maximum operating temperature approximately 20° Fahrenheit warmer than previous accessory heated grips for added warmth during cold rides.

Fits '16-'17 Dyna® FXDLS, '16-'24 Softail®, and '08-later Touring (except '23-later FLHXSE, FLTRXSE, '24-later FLHX, FLTRX and FLTRXSTSE and '25-later FLHXU) and Trike models. Does not fit CVO™ models (except FXSE). '16-'17 Softail models require separate purchase of Electrical Connection Kit P/N 72673-11. '14-'16 Touring and Trike models require separate purchase of Electrical Connection Kit P/N 69200722. '18-later Softail and '17-later Touring and Trike models require Electrical Connection Kit P/N 69201599A. Does not fit '08-'13 models with internally wired handlebars. The power wires for these grips must be wired external of the handlebar. See accessory handlebars for specific heated hand grip exclusions.

56100255	Chrome.
56100412	Black.

D. HEATED HAND GRIPS – BLACK RUBBER

Original Equipment on the FLHTK Ultra Limited model, these Black Rubber Heated Grips feature smooth surfaces and a clean design that complements any styling direction.

56100034
Fits '16-'17 Dyna® FXDLS, '16-'24 Softail® and '08-later Touring (except '23-later FLHXSE, FLTRXSE, '24-later FLHX, FLTRX and FLTRXSTSE and '25-later FLHXU) and Trike models with Original Equipment Stainless Steel handlebars. Does not fit CVO™ models or models with chrome handlebars. '16-later Softail® models require separate purchase of Electrical Connection Kit P/N 72673-11. '14-'16 Touring and Trike models require separate purchase of Electrical Connection Kit P/N 69200722. '17-later Touring and Trike models require Electrical Connection Kit P/N 69201599. Does not fit '08-'13 models with internally wired handlebars.

E. HEATED HAND GRIPS – COLLECTIONS

Styled to complement Harley-Davidson® hand and foot control collections, these thermostatically controlled heated hand grips will keep you comfortable on a cool weather ride.

Fits '16-'17 Dyna FXDLS, '16-'24 Softail, and '08-later Touring (except '23-later FLHXSE, FLTRXSE, '24-later FLHX, FLTRX and FLTRXSTSE and '25-later FLHXU) and Trike models. Does not fit CVO models (except FXSE). '16-'17 Softail models require separate purchase of Electrical Connection Kit P/N 72673-11. '14-'16 Touring and Trike models require separate purchase of Electrical Connection Kit P/N 69200722. '18-later Softail and '17-later Touring and Trike models require Electrical Connection Kit P/N 69201599A. Does not fit '08-'13 models with internally wired handlebars. The power wires for these grips must be wired external of the handlebar. See accessory handlebars for specific heated hand grip exclusions.

56100257	Contoured.
56100362	Willie G Skull – Black.
56100260	Willie G Skull – Chrome.
56100267	Chrome and Rubber – Small.

Fits '02-'17 VRSC™, '96-'22 XL, '08-'13 XR, '91-'17 Dyna (except FXDLS) and '96-'15 Softail (except FLSTSE, FLSTNSE, and FXSBSE) and '96-'07 Touring models. '14-'22 XL, '12-'17 Dyna and '11-'15 Softail models require separate purchase of Electrical Connection Kit P/N 72673-11. Does not fit '96-'13 models with internally wired handlebars or FXDB models with Original Equipment handlebars. The power wires for these grips must be wired external of the handlebar. See accessory handlebars for specific heated hand grip exclusions.

56100268	Contoured.
56100363	Willie G Skull – Black.
56100259	Willie G Skull – Chrome.
56100266	Chrome and Rubber – Small.
56100264	Chrome and Rubber – Large.

Model Family Fitment:

■ V-ROD	■ SPORTSTER	■ DYNA
■ SOFTAIL	■ TOURING	

434 CONTROLS

Footpegs

A. MINI FOOTBOARD KIT

This footboard kit can be installed in place of traditional footpegs and provides a little additional leg support and more options to move your legs around on a long ride. Mini Footboards mount to the standard H-D® style footpeg supports and can be used in many rider, passenger and high-way peg applications. Sole-gripping rubber complements Original Equipment or accessory footboards and footpegs and adds vibration isolation and a rich appearance.

Fits rider position:

'02-'17 VRSC™ models with forward controls (except VRSCDX and VRSCF), '15-'20 XG models (except XG750A), '06-earlier XL, '07-'10 XL883, XL883R, XL883C, XL1200C and XL1200R and '07-'11 XL1200L, '91-'17 Dyna® (except FLD) and '84-'17 Softail® models with forward controls (except FXCW, FXCWC, FXS, FXSB or FXSBSE).

Fits passenger position:

All models with H-D® male-mount passenger peg mounts (except '06-earlier VRSC, '03-earlier XL, '05-earlier Dyna and Softail models equipped with Shotgun exhaust). '84-'17 Softail models require separate purchase of Support Kit P/N 50454-09. Does not fit passenger position on '18-later Softail models.

Fits highway peg position:

All models with frame-mount or engine guard-mount highway pegs (except Whiskers Adjustable Highway Bar P/N 50855-09 and 50865-09).

50500139 Small 3.0" – Chrome.

50500144 Small 3.0" – Gloss Black.

50500109 Large 4.0" – Chrome.

50500124 Large 4.0" – Gloss Black.

B. ENGINE GUARD MOUNT FOOTPEGS*

Custom engine guard mounted footpegs let you stretch your legs in style. Easy-to-install chrome-plated pegs clamp firmly to the guard. Sold in pairs.

Fits highway peg position on 1.0" and 1.25" engine guards (except VRSC).

49102-86T Harley Script.

49144-86 Rubber Inserts.



A. MINI FOOTBOARD KIT – LARGE CHROME



A. MINI FOOTBOARD KIT – LARGE GLOSS BLACK



A. MINI FOOTBOARD KIT



B. ENGINE GUARD MOUNT FOOTPEGS – HARLEY SCRIPT



B. ENGINE GUARD MOUNT FOOTPEGS – RUBBER INSERTS




C. CUSTOM FOOTPEGS AND SHIFTER PEG



D. O-RING FOOTPEGS AND SHIFTER PEG



E. LARGE CUSHIONED FOOTPEG KIT



CONTROLS 435

Footpegs

C. CUSTOM FOOTPEGS AND SHIFTER PEG

This footpeg grouping is chrome-plated and features a zinc die-cast body with steel shaft. The black rubber pads have Harley-Davidson graphics molded in for rich detail. Allen® wrench included.

1. 50915-90T Footpegs – Large Diameter. Fits models with H-D® male mount-style footpeg supports (except the rider position on '15-later XG, '08-'17 FXCW, FXCWC, FXS, FXSB, FXSBSE and FXSE, '07-'10 XL883L, '07-'22 XL883N, XL1200N, XL1200T, XL1200V and XL1200X, '11-'22 XL1200C, '16-'22 XL1200CX, '17-'22 XL1200CP and XL1200CA, '18-'22 XL1200NS and XL1200XS, '08-'13 XR and the rider and passenger position on '18-later Softail® models). Fits in passenger position for Touring only. Fits highway peg position only for all '23-later bikes.

2. 50916-90T Footpegs – Small Diameter. Fits models with H-D male mount-style footpeg supports (except the rider position on FXCW, FXCWC, FXS, FXSB, FXSBSE and FXSE, '15-later XG, '06-'17 Dyna®, '03-later Sportster®, '07-'10 XL883L, '07-'22 XL883N, XL1200N, XL1200T, XL1200V and XL1200X, '11-'22 XL1200C, '16-'22 XL1200CX, and '17-'22 XL1200CP and XL1200CA and the rider and passenger position on '18-later Softail models).

3. 34635-90T Custom Shifter Peg. Fits all models (except '06-'17 VRSC™ models with forward controls and '08-'13 XR).

D. O-RING FOOTPEGS AND SHIFTER PEG

1. 49149-84A Shifter Peg. Fits all models (except '06-'17 VRSC models with forward controls, '08-'13 XR models '06-'17 Dyna models with forward controls, FXSE, or LiveWire® models).

2. 49128-82 Footpegs. Fits models with H-D male mount-style footpeg supports (except the rider position on FXCW, FXCWC, FXS, FXSB, FXSBSE and FXSE, '15-later XG, '06-'17 Dyna, '03-'22 Sportster, '07-'10 XL883L, '07-'22 XL883N, XL1200N, XL1200T, XL1200V and XL1200X, '11-'22 XL1200C, '16-'22 XL1200CX, and '17-'22 XL1200CP and XL1200CA and the rider and passenger position on '18-later Softail models). Fits in passenger position for Touring only. Fits highway peg position only for all '23-later bikes.

E. LARGE CUSHIONED FOOTPEG KIT

Large-diameter footpegs feature cushioned rubber tread for sure-footed comfort.

49110-98 Fits models with H-D male mount-style footpeg supports (except the rider position on '17-later XG750A, '07-'10 XL883L, '07-'22 XL883N, XL1200N, XL1200T, XL1200V and XL1200X, '11-'22 XL1200C, '16-'22 XL1200CX, '18-'22 XL1200NS and XL1200XS, '08-'13 XR and '08-'17 FXCW, FXCWC, FXS, FXSB, FXSBSE, FXSE and the rider and passenger position on '18-later Softail models). Fits in passenger position for Touring only. Fits highway peg position only for all '23-later bikes.

Model Family Fitment:

- V-ROD
- SPORTSTER
- DYNA
- SOFTAIL
- TOURING



***WARNING:** Do not use engine guard footpegs under normal stop and go operating conditions. Doing so could result in death or serious injury.

436 CONTROLS

Highway Pegs

A. ADJUSTABLE HIGHWAY PEG MOUNTS*

Stretch out for added comfort. This Adjustable Highway Peg Mounting Kit can be adjusted to any position to give most riders long-haul comfort. Easy to install, adjust and adapt to any position for the best in long-haul comfort. Features indexed adjustment points for easy, repeatable alignment from left to right, reducing installation time. Fits all 1.25" engine guards. Sold in pairs. Footpegs sold separately.

Fits 1.25" engine guards.

50502265 Black.

B. ADJUSTABLE HIGHWAY PEG MOUNTING KIT – ANGLED*

Stretch out for added comfort. This Adjustable Highway Peg Mounting Kit can be set for shorter riders and it can be reversed to reach far forward for those with long legs. The angled design allows the arm to reach back and around to clear fairing lowers. The arm can be raised and lowered for a custom fit. The mounting clamp firmly grips the engine guard and the locking design secures the peg at the desired angle. Available in mirror chrome or gloss black finishes, the complete kit includes matching mounting hardware. Footpegs sold separately.

Fits 1.25" engine guards. Does not fit '14-'23 Touring models with Chopped Engine Guards (except '23 FLTRXSE and FLHXSE). Fits '24-later Touring models (except '24 FLTRK, FLHTK and FLI and '24-later FLTRXSTSE).

50829-07A 5.0" Long Angled – Chrome.

50830-07A 2.5" Short Angled – Chrome.

50500167 5.0" Long Angled – Gloss Black.

50500168 2.5" Short Angled – Gloss Black.



A. ADJUSTABLE HIGHWAY PEG MOUNTS – BLACK



B. ADJUSTABLE HIGHWAY PEG MOUNTING KIT – LONG ANGLED – CHROME



B. ADJUSTABLE HIGHWAY PEG MOUNTING KIT – SHORT ANGLED – CHROME



B. ADJUSTABLE HIGHWAY PEG MOUNTING KIT – LONG ANGLED – GLOSS BLACK



B. ADJUSTABLE HIGHWAY PEG MOUNTING KIT – SHORT ANGLED – GLOSS BLACK



***WARNING:** Do not use engine guard footpegs under normal stop and go operating conditions. Doing so could result in death or serious injury.

Model Family Fitment:

V-ROD
 SPORTSTER
 DYNA
 SOFTAIL
 TOURING

CONTROLS 437

Highway Pegs

C. BILLET ENGINE GUARD FOOTPEG MOUNTING KIT*

Here's a stylish way to get your feet into the wind. This beautifully polished Billet Aluminum Footpeg Mount Kit installs easily on your engine guard and lets you stretch your legs on cross-country rides. Available in your choice of chrome or gloss black finishes. Works with all H-D® style male-mount footpegs.

Fits front engine guards with 1.25" diameter tubing (except VRSC™ Engine Guard P/N 49267-01A, 49388-09, XL Engine Guard P/N 49060-04, 49287-11, 49215-07 or Softail® Nostalgic Engine Guard P/N 49037-05A). Does not fit with Chopped Engine Guards. Does not fit '23-later FLHXE, FLHXSE, FLTRXSE and '24-later Touring models.

50957-02C Chrome.

54234-10A Gloss Black.

D. ADJUSTABLE HIGHWAY PEG MOUNTING KIT – 360°*

Change your foot position for added comfort on long stretches of open road. The 360° Adjustable Highway Peg can be rotated and locked in a wide range of positions to accommodate both the tall and short rider. The chrome-plated clamp holds its place on the engine guard and the arm locks the peg securely in position. Kit includes chrome-plated mount, arm and installation hardware. Footpegs sold separately.

50832-07A 3.0" Short Offset.

Fits 1.25" engine guards. Does not fit '14-'23 Touring models with Chopped Engine Guards (except '23 FLTRXSE and FLHXSE). Fits '24-later Touring models (except '24 FLTRK, FLHTK and FLI and '24-later FLTRXSTSE).

E. ENGINE GUARD FOOTPEG MOUNT CHROME HARDWARE KIT*

Jump from zinc to chrome with this chrome-plated hardware kit, which replaces the standard hardware in Engine Guard Footpeg Mounting Kit P/N 50964-98. Made to Original Equipment standards for unmatched quality, the bolts bear the Harley-Davidson mark to signify they're the genuine article.

94140-02

Fits Engine Guard Footpeg Mounting Kit P/N 50964-98.

F. BULLET TIP FOOTPEG BOLT KIT – CHROME

Put the final touch on a custom footpeg installation with this chrome Bullet Tip Footpeg Bolt Kit. Sold in pairs, this accessory includes chrome button head bolts, washers and uniquely styled nuts. All hardware is developed to Original Equipment standards to ensure product quality.

94133-01


Fits male mount-style footpegs (except '08-'13 XR models).

G. FOOTPEG MOUNTING HARDWARE KIT – CHROME

Polished and chrome-plated hex head bolts replace the Original Equipment footpeg mounting hardware for a truly finished look. Kit includes two chrome-plated bolts and lock nuts with nylon inserts. The bolts carry a Harley-Davidson Bar & Shield proof mark. All hardware is developed to Original Equipment standards to ensure product quality.

94139-01

Fits male mount-style footpegs (except FLSTSE and '08-'13 XR models).



C. BILLET ENGINE GUARD FOOTPEG MOUNTING KIT – CHROME



C. BILLET ENGINE GUARD FOOTPEG MOUNTING KIT – GLOSS BLACK




D. ADJUSTABLE HIGHWAY PEG MOUNTING KIT – 360°



E. ENGINE GUARD FOOTPEG MOUNT CHROME HARDWARE KIT



F. BULLET TIP FOOTPEG BOLT KIT – CHROME



G. FOOTPEG MOUNTING HARDWARE KIT – CHROME



***WARNING:** Do not use engine guard footpegs under normal stop and go operating conditions. Doing so could result in death or serious injury.

438 CONTROLS

Footboards

CUSTOM FOOTBOARDS

To add style to your ride, install custom footboard inserts that match the shape of your Original Equipment footboards. To radically change the look, select footboard pans in a new shape or finish and add coordinating inserts that highlight your custom direction.

A. SWEEP WING RIDER FOOTBOARD PANS

Add a sleek tapered look to your footboard-equipped model. These Sweep Wing Pans are installed using the Original Equipment mounts and hardware. Add your choice of Sweep-Wing Shaped footboard inserts (sold separately).

Fits '12-'16 FLD and '86-'17 FL Softail® (except FLS, FLSS, FLSTFB and FLSTFBS), Touring (except FLHTCUL, FLHTKL and FLHTCUL TC) and Trike models.

50683-04 Chrome Right.

50688-04 Chrome Left.

B. BLACK RIDER FOOTBOARD PANS

Complete the blacked-out transformation. Replace the Original Equipment chrome footboard pans with sinister gloss black. Kit includes both the right and left pan and is installed using the Original Equipment hardware and insert pad. Custom footboard inserts are sold separately.

51322-08 Traditional Shape.

Fits '12-'16 FLD and '86-'17 FL Softail (except FLS, FLSS, FLSTFB and FLSTFBS), Touring (except FLHTCUL, FLHTKL and FLHTCUL TC) and Trike models.

C. PASSENGER FOOTBOARD PANS – CHROME

Replace the factory black painted passenger footboard with the custom look of smooth chrome. These chrome-plated Footboard Pans are ready to install using your Original Equipment hardware and the kit includes left- and right-side Footboard Pans. Just add your choice of Footboard Insert for the finishing touch. Footboard Supports sold separately.

Fits '06-'17 Dyna®, '18-later Softail (except FXDRS, FXFB and FXFBS) and '86-later Touring models equipped with passenger footboard supports. Does not fit Trike models.

50501144 Classic Style.

D. PASSENGER FOOTBOARD PANS – BLACK

Complete the blacked-out transformation. Replace your chrome Passenger Footboard Pans with sinister black. Kit includes left- and right-side Footboard Pans and is installed using the Original Equipment hardware. Custom Footboard Inserts and Footboard Supports sold separately.

Fits '06-'17 Dyna, '18-later Softail (except FXDRS, FXFB and FXFBS) and '86-later Touring models equipped with passenger footboard supports. Does not fit Trike models.

50501610 Classic Style.



A. SWEEP WING RIDER FOOTBOARD PANS (CHROME SHOWN)




B. BLACK RIDER FOOTBOARD PANS – TRADITIONAL STYLE




C. PASSENGER FOOTBOARD PANS – CHROME, CLASSIC STYLE



D. PASSENGER FOOTBOARD PANS – BLACK, CLASSIC STYLE



E. TRADITIONAL PASSENGER FOOTBOARD PANS – CHROME



F. HALF-MOON PASSENGER FOOTBOARD PANS – GLOSS BLACK



G. CONCHO PASSENGER FOOTBOARD COVERS



H. ROAD KING CLASSIC PASSENGER FOOTBOARD COVERS



I. HARLEY-DAVIDSON SCRIPT PASSENGER FOOTBOARD COVERS

Model Family Fitment:

- V-ROD
- SPORTSTER
- DYNA
- SOFTAIL
- TOURING

CONTROLS 439

Footboards

E. TRADITIONAL PASSENGER FOOTBOARD PANS – CHROME

Replace the factory black painted passenger footboard with the custom look of smooth chrome. The kit includes left- and right-hand traditional D-shaped footboard pans, chrome-plated and ready to install with your Original Equipment hardware. Just add your choice of footboard insert for the finishing touch. Footboard supports sold separately.

50752-04

Fits '06-'17 Dyna®, '00-later Softail® (except FXDRS, FXFB and FXFBS) and '86-later Touring and Trike models equipped with passenger footboard supports.

F. HALF-MOON PASSENGER FOOTBOARD PANS AND INSERTS

Styled to match the Half-Moon Rider Footboards, these classic passenger footboards add both style and comfort to your nostalgic ride. Available in mirror chrome or gloss black finish, the kit includes left and right footboard pan and vibration-isolation footboard inserts. Model-specific footboard mounts are sold separately.

Fits '06-'17 Dyna, '00-later Softail (except FXDRS, FXFB and FXFBS) and '86-later Touring models equipped with passenger footboard supports. Does not fit Trike models.

50810-08 Gloss Black.

G. CONCHO PASSENGER FOOTBOARD COVERS

Heritage Softail® Classic-inspired conchos make these covers look great whether footboards are up or down.

50193-96

Fits '06-'17 Dyna, '86-'17 FL Softail and '87-later Touring and Trike models equipped with traditional D-shaped aluminum passenger footboards.

H. ROAD KING® CLASSIC PASSENGER FOOTBOARD COVERS

The latest in the family of Road King® Classic inspired accessories, this chrome-plated steel footboard cover features a chrome die-cast Road King Classic medallion with black accents and a stylish leather accent piece. Mounting hardware included.

50246-00

Fits '06-'17 Dyna, '86-'17 FL Softail and '87-later Touring and Trike models equipped with traditional D-shaped aluminum passenger footboards.

I. HARLEY-DAVIDSON® SCRIPT PASSENGER FOOTBOARD COVERS

These easy-to-install chrome covers are formed to fit over the stock footboard pan to add a touch of style to the profile of your bike. The simple, clean design features a deep embossed Harley-Davidson script for a finishing touch. Kit includes mounting hardware.

50782-91

Fits '06-'17 Dyna, '86-'17 FL Softail and '87-later Touring and Trike models equipped with traditional D-shaped aluminum passenger footboards.

440 CONTROLS

Mirrors

A. FAIRING MOUNT MIRRORS – BLACK*

Fairing Mount Mirrors offer a truly innovative look from the traditional handlebar-mounted mirrors. Mounting just inside the inner fairing, the molded plastic mirror housings complement the contours of the batwing fairing. They provide a wide range of adjustability and feature convex mirror glass that maximizes your field of view. The Bar & Shield logo is carefully laser-etched on each mirror glass. Kit includes necessary hardware, instructions and mounting template for easy installation.

56000076

Fits '14-later Electra Glide®, Ultra Limited® and Tri Glide® models. Original Equipment on Street Glide® models.

91945-98B

Fits '96-'13 Electra Glide® and Trike models. Original equipment on Street Glide models.



A. FAIRING MOUNT MIRRORS – BLACK



B. FAIRING MOUNT MIRRORS – CHROME

B. FAIRING MOUNT MIRRORS – CHROME*

Add a splash of chrome to the batwing inner fairing. These Fairing Mount Mirrors de-clutter the handlebar and add a contemporary aero style to your ride. The attractive chrome housing provides a custom look and the convex mirror and wide range of adjustment maximizes your field of view. A direct bolt-on replacement for Original Equipment fairing mount mirrors, the kit includes the hardware and mounting template required for easy and accurate installation.

56000077

Fits '14-later Electra Glide, Street Glide, Ultra Limited and Tri Glide models.

56000029

Fits '96-'13 Electra Glide, Street Glide and Trike models. Original Equipment on '12 FLHXSE models.



C. ILLUMINATED FAIRING MOUNT MIRROR COVERS – CHROME



C. ILLUMINATED FAIRING MOUNT MIRROR COVERS – CHROME

Add auxiliary LED turn signals and a splash of chrome to the inner fairing. The perfect finishing touch to a fully dressed inner fairing, these chrome-plated mirror housings feature fast-acting amber LED turn signals at the outer edge. Side turn signals attract attention from the drivers around you and the plug-in, no-splice design simplifies installation.

56000084

Fits '14-later Touring and Trike models with fairing-mount mirrors. Does not fit with Split Vision Fairing Mount Mirrors P/N 92085-10 or Tapered Fairing Mount Mirrors P/N 56000098A or 56000099A.

D. MIRRORS WITH AUXILIARY RUNNING LIGHT AND DIRECTIONAL INDICATOR*

Function and style in one package. This forged mirror combines a traditional swept shape with a contemporary addition – forward-facing auxiliary lighting. Smoked lenses hide bands of amber LED lamps that glow as running lamps when the ignition is on and add a fast-acting auxiliary directional indicator when the turn signals are activated. The forward-facing eye-level lamps command additional attention from oncoming traffic. Both mirrors flash when the emergency hazard lights are activated. The wiring is concealed in the housing and stem and is easily connected to the Original Equipment wiring harness. Available in mirror chrome or satin black finish.

Fits '14-later Touring (except Road King® and Road Glide®), '23-later FLHXSE and '24-later FLHX and '25-later FLHXU) and Tri Glide® models.

56000080 Chrome.

56000081 Satin Black.

Fits '97-later models (except VRSCF, XG, XL1200X, XL1200XS, FXDLS, FLSS, FLSTFBS, FXCWC, '18-later Softail, and '14-later Touring). Also fits '14-later Road King®, '15-later FLRT and 23' FLHFB models. Does not fit '20-later FLTRK, '23-later FLTRKSEANV, FLTRXSE, '24-later FLTRX and FLTRXSTSE and '24 RA1250SE models.

92059-07A Chrome.

92068-08A Satin Black.



D. MIRRORS WITH AUXILIARY RUNNING LIGHT AND DIRECTIONAL INDICATOR – CHROME



D. MIRRORS WITH AUXILIARY RUNNING LIGHT AND DIRECTIONAL INDICATOR – SATIN BLACK

*Harley-Davidson Motor Company cannot test and make specific fitment recommendations concerning every possible mirror and handlebar combination. Therefore, after installing new mirrors or handlebars and before operating the motorcycle, check to ensure that the mirrors provide the operator a clear view to the rear.

CONTROLS 441

Mirrors

E. SWITCHBACK COLLECTION MIRRORS

Put performance first with Switchback Collection accessories. Includes left and right mirrors and mounting hardware. Complete this custom look with additional accessories from the Switchback Collection

Fits '82-later models (except models equipped with a Revolution® Max engine, VRSCF, XG750A, '14-'16 FLHR, FLHRC and FLHRSE, '11-'13 FLHTCUSE, '14-later FLHTKSE and '18-later FLTRXSE). Does not fit XL1200X models with mirrors mounted below the handlebar.

56000343 Black Anodized.

56000344 Clear Anodized.



E. SWITCHBACK COLLECTION MIRRORS



F. '66 COLLECTION MIRRORS

F. '66 COLLECTION

Durable gloss black finish with brushed aluminum highlights. Includes left and right mirrors and mounting hardware. Complete this custom look with additional accessories from the '66 Collection.

56000261

Fits '21-later Revolution® Max engine-equipped models. RH975 and RH1250S models require separate purchase of Handlebar End Cap P/N 55801095, 55900246, 55900247 or 55900248.

G. ADVERSARY™ COLLECTION MIRRORS

A look to match your riding style – precise, refined and technical. Premium Adversary™ Collection accessories are crafted in forged billet aluminum with a durable dual-anodized black and orange finish for crisp contrast and colorful detail. The look is aggressive and performance driven. Step up to the next generation of customization.

Fits '82-later models (except VRSCF, XG750A, '14-'16 FLHR, FLHRC and FLHRSE, '14-later FLHTKSE, '23-later FLHXSE, '18-later FLTRXSE, '24-later FLHX, FLTRX, FLTRXSTSE and Revolution Max models). Street Glide® models require separate purchase of Fairing Plug Kit P/N 57300063. Does not fit XL1200X with mirrors mounted below the handlebar.

56000280 Black w/ Orange Highlights.

56000279 Graphite w/ Machined Highlights.

Fits '21-later Revolution® Max engine-equipped models. RH975 and RH1250S models require separate purchase of Handlebar End Cap P/N 55801095, 55900246, 55900247 or 55900248.

56000224 Black w/ Orange Highlights.

56000225 Graphite w/ Machined Highlights.



G. ADVERSARY COLLECTION MIRRORS



H. EMPIRE COLLECTION MIRRORS

H. EMPIRE™ COLLECTION MIRRORS

Raise the stakes. Deep grooves add eye-catching depth and detail to the rich black anodized finish on this complete collection of custom accessories. Executed in durable cast and billet aluminum, the Empire™ Collection adds captivating custom detail that complements other Empire accessories..

Fits '21-later Revolution® Max engine-equipped models. RH975 and RH1250S models require separate purchase of Handlebar End Cap P/N 55801095, 55900246, 55900247 or 55900248.

56000221 Machine Cut.

56000220 Black.

*Harley-Davidson Motor Company cannot test and make specific fitment recommendations concerning every possible mirror and handlebar combination. Therefore, after installing new mirrors or handlebars and before operating the motorcycle, check to ensure that the mirrors provide the operator a clear view to the rear.

Model Family Fitment:

- V-ROD
- SPORTSTER
- DYNA
- SOFTAIL
- TOURING

442 CONTROLS

Mirrors

A. CUSTOM MIRRORS

Fits '82-later models (except VRSCF, XG750A, '14-'16 FLHR, FLHRC and FLHRSE, '14-later FLHTKSE, '18-later FLTRXSE and Revolution® Max models). Street Glide® models require separate purchase of Fairing Plug Kit P/N 57300063. Does not fit XL1200X with mirrors mounted below the handlebar.

- 1. '66 COLLECTION ROUND MIRRORS***
56000262

2. EMPIRE COLLECTION MIRRORS*

- 56000294A Black.
56000305A Black with Machined Highlights
56000301A Chrome.

3. SLOTTED STEM PROFILE.

- 91697-06B Slotted Stem Profile.

4. WILLIE G SKULL MIRRORS

- 56000406 Black Skull.
56000394 Chrome Skull.

B. TEARDROP MIRRORS*

- 91968-98 Harley-Davidson Script.

C. SPLIT VISION MIRRORS*

See even more of the world you just passed. This exclusive design Split Vision Mirror minimizes blind spots and provides a wide panoramic rear view of the left and right lane and the road behind you. The mirror features a large primary panel for normal view and a second outboard convex panel for a wider field of vision. Chrome-plated to a brilliant shine, the mirror's shape adds a contemporary touch to the traditional teardrop design. The deep embossed Harley-Davidson script and the curving slotted stem set this mirror apart from the others.

Fits '82-later models (except VRSCF, XG750A, '14-'16 FLHR, FLHRC and FLHRSE, '14-later FLHTKSE, '18-later FLTRXSE and Revolution Max models). Street Glide® models require separate purchase of Fairing Plug Kit P/N 57300063. Does not fit XL1200X with mirrors mounted below the handlebar.

92190-06A



A. CUSTOM MIRRORS



B. TEARDROP MIRRORS



C. SPLIT VISION MIRRORS

CONTROLS 443

Mirrors

D. ONE-PIECE ROUND MIRRORS*

Fits '82-later models (except VRSCF, XG750A, '14-'16 FLHR, FLHRC and FLHRSE, '14-later FLHTKSE, '23-later FLHXSE, '18-later FLTRXSE, '24-later FLHX, FLTRX, FLTRXSTSE and Revolution® Max models). Street Glide® models require separate purchase of Fairing Plug Kit P/N 57300063. Does not fit XL1200X with mirrors mounted below the handlebar.

- 91931-92T Short Stem, Left Side.
91930-92T Short Stem, Right Side.

E. LIVE TO RIDE LOGO COLLECTION MIRRORS*

Fits '82-later models (except VRSCF, XG750A, '14-'16 FLHR, FLHRC and FLHRSE, '11-'13 FLHTCUSE, '14-later FLHTKSE and '18-later FLTRXSE). Does not fit XL1200X with mirrors mounted below the handlebar and RAI250, RAI250S and RH1250S models.

One-Piece Short Stem Mirrors

- 91866-90T Gold, Left.
91864-90T Gold, Right.

F. TAPERED MIRRORS*

Update your Harley® motorcycle with the latest style in mirrors. This 2003-later Original Equipment-style tapered mirror provides improved rearward visibility, offers a wider range of adjustment and eliminates the rear fasteners for a cleaner look. Available in your choice of satin black or chrome finish.

Fits '82-later models (except VRSCF, XG750A, '14-'16 FLHR, FLHRC and FLHRSE, '14-later FLHTKSE, '23-later FLHXSE, '18-later FLTRXSE, '24-later FLHX, FLTRX, FLTRXSTSE, '25-later FLHXU and Revolution Max models). Street Glide models require separate purchase of Fairing Plug Kit P/N 57300063. Does not fit XL1200X with mirrors mounted below the handlebar.

- 92023-03A Black – Short Stem Kit.
91982-03B Black – Short Stem, Right.
91983-03B Black – Short Stem, Left.
91909-03B Black – Long Stem, Right.
91910-03B Black – Long Stem, Left.
92022-03A Chrome – Short Stem Kit.
91840-03B Chrome – Short Stem, Right.
91845-03B Chrome – Short Stem, Left.
91846-03B Chrome – Long Stem, Right.
91848-03B Chrome – Long Stem, Left.

G. MIRROR EXTENSION KIT*

Chrome-plated extenders relocate mirrors approximately 2" higher.

91907-87

Fits all models (except VRSCF models, Revolution Max models, XG750A models, and XL1200X models with mirrors mounted below the handlebars).

H. FAIRING PLUG KIT

This set of two plugs fill the Original Equipment mirror holes when replacing the Original Equipment mirrors on select Street Glide models.

57300413

Fits '23-later FLHXSE, '24-later FLHX and '25-later FLHXU models.




D. ONE-PIECE ROUND MIRRORS



E. LIVE TO RIDE LOGO COLLECTION MIRRORS – GOLD



F. TAPERED MIRRORS – BLACK



F. TAPERED MIRRORS – CHROME



G. MIRROR EXTENSION KIT



H. FAIRING PLUG KIT

*Harley-Davidson Motor Company cannot test and make specific fitment recommendations concerning every possible mirror and handlebar combination. Therefore, after installing new mirrors or handlebars and before operating the motorcycle, check to ensure that the mirrors provide the operator a clear view to the rear.

Model Family Fitment:

- V-ROD ■ SPORTSTER ■ DYNA
■ SOFTAIL ■ TOURING

*Harley-Davidson Motor Company cannot test and make specific fitment recommendations concerning every possible mirror and handlebar combination. Therefore, after installing new mirrors or handlebars and before operating the motorcycle, check to ensure that the mirrors provide the operator a clear view to the rear.

444 CONTROLS

Hand Levers

A. ADJUSTABLE HAND CONTROL LEVER KIT – TOURING

A natural fit for accessory handlebars or to further the custom look of your motorcycle. Available in Black or Chrome Finish. Maintains adjustability of Original Equipment brake lever. Clutch anti-rattle clip and new pivot bushings are included.

Fits '23-later FLTRXSE and FLHXSE and '24-later Touring models (except FLTRK, FLHTK and FLI).

36700305 Black.

36700306 Chrome.



A. ADJUSTABLE HAND CONTROL LEVER KIT – TOURING – BLACK



A. ADJUSTABLE HAND CONTROL LEVER KIT – TOURING – CHROME

B. ADJUSTABLE HAND CONTROL LEVER KIT – BLACK

Grab some black with these levers - a natural fit for black accessory handlebars or to further the blacked-out look of your motorcycle. Black Finish. Maintains adjustability of Original Equipment brake lever. Clutch anti-rattle clip and new pivot bushings are included.

36700301 Single Disc Models.

Fits '25-later FLFB, FLHC, FXBB, and FXBR models.

36700307 Dual Disc Models.

Fits '25-later FXLRS and FXLRST models.



B. ADJUSTABLE HAND CONTROL LEVER KIT – SINGLE DISC MODELS – BLACK



B. ADJUSTABLE HAND CONTROL LEVER KIT – DUAL DISC MODELS – BLACK

C. HAND CONTROL LEVER KIT

Continue the custom theme with accessory Hand Control Levers. Cast from aluminum, these levers feature a custom finish designed to match accessory chrome hand controls or complement Original Equipment-style black components. Clutch anti-rattle clip and new pivot bushing included.

Fits '14-'22 XL models.

36700052 Black.

Fits '96-'03 XL, '96-'17 Dyna® (except '16-'17 FXDLS), '96-'14 Softail® and '96-'07 Touring models. Does not fit Police or models equipped with hydraulic clutch.

45075-07 Chrome.

44994-07 Black.

55798-10A Edge Cut.

Fits '06-'17 VRSC™ models.

42275-07A Black.

Fits '18-'24 Softail models. Will slightly extend the brake lever reach of dual disc Softail models.

36700209 Chrome.

36700210 Black.

36700211 Edge Cut.

Fits '21-later Touring (except '23-later FLHXSE, FLTRXSE and '24-later FLHX, FLTRX and FLTRXSTSE and '25-later FLHXU) and Trike models.

36700272 Chrome.

36700271 Black.

36700273 Edge Cut.

36700274 Slotted Chrome.

Fits '17-'20 Touring and '19-'20 Trike models.

41700422A Chrome.

41700421A Black.

41700424A Edge Cut.



C. CHROME HAND CONTROL LEVERS



C. BLACK HAND CONTROL LEVERS

Fits '14-'16 Touring models equipped with hydraulic clutch. Does not fit Trike models.

36700065 Chrome.

36700064 Black.

36700067 Edge Cut.

Fits '17-'18 Trike models.

41700423A Chrome.



C. EDGE CUT HAND CONTROL LEVERS



C. SLOTTED HAND CONTROL LEVER KIT

Model Family Fitment:

- V-ROD
- SPORTSTER
- DYNA
- SOFTAIL
- TOURING

CONTROLS 445

Hand Controls

D. CHROME CLUTCH BRACKET AND MASTER CYLINDER RESERVOIR KIT

Replace your stock painted aluminum controls with brilliant chrome, without compromising quality. This kit is manufactured from Original Equipment components and includes a Chrome Master Cylinder Cover. When combined with Chrome Switch Housing Kit, Chrome Switch Caps and other Harley-Davidson® Genuine Motor Accessories, this front brake control kit provides a look that does more than stop your bike – it can stop traffic.

45281-99E

Fits '96-'03 XL models, '96-'05 Dyna® and Softail® and '96-'04 Touring models with dual disc front brakes and cable operated clutch.

45355-08A

Fits '08-'17 Dyna (except FXDF, FXDLS and '14-'17 FXDL) and '08-'14 Softail models equipped with single disc front brakes and cable-operated clutch.

41700480

Fits '18-'24 Softail® models (except FXDRS, FXFB, FXFBS, FXLRS, FXLRST and FXRST models).

41701018

Fits '21-later Touring and Trike models (except Road Glide® models, '23-later FLHXSE and '24-later FLHX and '25-later FLHXU) with cable-operated clutch.

41700440

Fits '17-'20 Touring (except Road Glide® models) and '19-'20 Trike models.

41700263D

Fit '14-'16 Touring models (except Road Glide) with hydraulic clutch. Does not fit Trike models.

42117-08A

Fits '08-'16 Touring models with cable-operated clutch.

46418-05B

Fits '05-'07 Touring models with cable-operated clutch.

41700330A

Fits '14-'16 Trike models with hydraulic clutch.

41700463

Fits '17-'20 Road Glide® models.

41701019

Fits '21-later Road Glide and Trike models (except '23-later FLTRXSE, '24-later FLTRX and '24 FLTRXSTSE).

E. FRONT MASTER CYLINDER COVER – CHROME

Includes chrome-plated cover, gasket and decal. Easily installed with included stainless steel screws.

45078-96D Brake.

Fits '02-'05 VRSC™, '96-'03 XL, '96-'05 Dyna® and Softail® and '96-'04 Touring models.

46424-05B Brake.

Fits '06-'17 Dyna, '06-'14 Softail and '05-'07 Touring models. Also fits '14-later Trike brake master cylinder and '14-'16 Trike clutch master cylinders.

42123-08 Brake.

Fits '08-later Touring (except '23-later FLHXSE, FLTRXSE and '24-later FLHX, FLTRX and '24 FLTRXSTSE and '25-later FLHXU) and '09-'13 and '19-later Trike models.

36700094A Clutch.

Fits '14-'16 Touring models equipped with hydraulic clutch.

Does not fit Trike models.

41700442 Clutch.

Fits '17-'20 Touring and '19-'20 Trike models.

F. REAR MASTER CYLINDER COVER – CHROME

An easy way to add chrome to your bike is with this chrome-plated version of the stock master cylinder cover.

46463-08

Fits '08-later Touring models. Does not fit Trike models.

46425-05A

Fits '06-'17 Dyna® non-ABS models, '06-'17 Softail® and '05-'07 Touring models.

45149-99C

Fit '00-'05 Softail and '99-'04 Touring models.



D. CHROME CLUTCH AND BRAKE MASTER CYLINDER KIT – (41700480 SHOWN)



D. CHROME CLUTCH AND BRAKE MASTER CYLINDER KIT – (41700263D SHOWN)



D. CHROME CLUTCH AND BRAKE MASTER CYLINDER KIT – (41701018 SHOWN)



D. CHROME CLUTCH AND BRAKE MASTER CYLINDER KIT – (41701019 SHOWN)



D. CHROME CLUTCH AND BRAKE MASTER CYLINDER KIT – (41700440 SHOWN)



D. CHROME CLUTCH AND BRAKE MASTER CYLINDER KIT – (41700463 SHOWN)



E. CHROME MASTER CYLINDER COVER 45078-96D



F. REAR MASTER CYLINDER COVER – CHROME (46463-08 SHOWN)

446 CONTROLS

Hand Controls

A. CHROME HAND CONTROLS

Replace your stock painted hand control components with brilliant chrome, without compromising quality. This front control kit completes a dazzling chrome front end treatment look that does more than stop your bike - it can stop traffic. Manufactured from the Original Equipment components. Kit includes Chrome Clutch Perch, Chrome Master Cylinder and Chrome Control Housings. Combine with Chrome Hand Control Levers P/N 36700306 (sold separately).

41701346

Fits '23-later FLHXSE and FLTRXSE, '24-later FLHX, FLTRX, and FLTRXSTSE, and '25-later FLHXU models.

B. SWITCH HOUSING KIT - CHROME

Convert your handlebar switch housings from black to brilliant chrome. Complete kit includes left and right housings sets. No switches or wiring required.

70222-96B

Fits '02-'17 VRSC™, '96-'13 XL, '08-'12 XR, '96-'11 Dyna®, and Softail® (except FXSTDSE) and '96-'13 Road King® (except FLHRSE) models.

71826-11

Fits '14-'22 XL, '12-'17 Dyna® and '11-'24 Softail® models not equipped with Cruise Control.

71500442

Fits '16-'24 Softail models equipped with cruise control.

71500185

Fits '14-later Touring (except FLHRXS and '23-later FLHXSE, FLTRXSE, '24-later FLHX, FLTRX and FLTRXSTSE and '25-later FLHXU) and Trike models.

70228-96C

Fits '96-'13 FLHTCU, FLHTK, FLTR and FLTRU, '02-'13 FLHRC and '09-'13 FLHTCUTG models. Also fits '02-'13 FLHR models equipped with cruise control.



A. CHROME HAND CONTROLS



B. SWITCH HOUSING KIT - CHROME (71500185 SHOWN)



B. SWITCH HOUSING KIT - CHROME (71500442 SHOWN)



B. SWITCH HOUSING KIT - CHROME (70222-96B SHOWN)



B. SWITCH HOUSING KIT - CHROME




C. TURN SIGNAL EXTENSION CAPS - BLACK (71500179 SHOWN)



C. TURN SIGNAL EXTENSION CAPS - CHROME



D. SWITCH CAP KIT - CHROME (71500187C SHOWN)



D. SWITCH CAP KIT - CHROME (71500441 SHOWN)



D. SWITCH CAP KIT - CHROME (71500186A SHOWN)



D. SWITCH CAP KIT - CHROME (71804-03 SHOWN)



D. SWITCH CAP KIT - CHROME (71816-09 SHOWN)

Model Family Fitment:

- V-ROD
 SPORTSTER
 DYNA
- SOFTAIL
 TOURING

CONTROLS 447

Hand Controls

C. TURN SIGNAL EXTENSION CAPS

Make signaling simple. These Turn Signal Extension Caps allow riders to easily reach and activate turn signals without repositioning or removing their hands from the grips. The one-piece design features a contoured thumb extension that places the left- and right-hand signal control in a comfortable position. Available in chrome and black, these Extension Caps replace the stock turn signal switch caps without re-wiring.

Fits '14-'22 XL, '12-'17 Dyna® and '11-'24 Softail® models (except FLDE, FLHC, FLHCS, FLSB, FLTSE, FXLRST and FXSBSE).

71500177 Black.

71500178 Chrome.

Fits '02-'17 VRSC™, '96-'13 XL, '08-'12 XR, '96-'11 Dyna, '96-'10 Softail and '96-'13 Touring and Trike models.

71500179 Black.

Fits '20-later FLHT, '14-later Road King® and Freewheeler® models. Does not fit CVO™ models or Lighted Hand Control Switches P/N 71500561.

71500285 Black.

Fits '16-'24 Electra Glide® (except FLHT), Street Glide® (except '24-later FLHX), Ultra Limited®, Road Glide® (except '24-later FLTRX) and FLHTCUTG models. Does not fit CVO™ models or Lighted Hand Control Switches P/N 71500561.

71500286 Black.

D. SWITCH CAP KIT - CHROME

Not satisfied until everything you see is chrome? These Chrome Switch Cap Kits will add style to one of the most visible areas of your bike, the switches. Shaped for the same ergonomic feel as the Original Equipment hand control switches, these caps replace the stock black caps without re-wiring. The chrome switch caps complement other chrome hand control accessories (Chrome Master Cylinder Kit, Chrome Hand Levers, Chrome Switch Housings and Chrome Master Cylinder Cover) to complete the custom look.

71500187C

Fits '20-later FLTRK and FLTRKL, '21-later FLH, '19-later FLHTK and FLHTKL, '16-later FLHTCU, FLHTCUL, FLHX (except '24-later FLHX), FLHXS, FLTRU, FLTRX (except '24-later FLTRX), FLTRXS, FLTRXST, '09-'18 FLHTCUTG and '22-later FLHXST models. Does not fit CVO models or Lighted Hand Control Switches P/N 71500561.

71500186A

Fits '16-later Road King®, '20-later FLHT, and '15-'18 Freewheeler models. Does not fit CVO models.

71500441

Fits '14-'22 XL, '12-'17 Dyna® and '11-'24 Softail® models (except FLDE). Kit includes switch cap for cruise-control equipped models for '16-later models. Does not fit models with Auxiliary Lamps.

71804-03

Fits '02-'17 VRSC™ and '96-'13 XL and XR, '96-'11 Dyna, '96-'13 FLHR and '98-'01 FLHRC models. FLHR models equipped with cruise control use Kit P/N 71808-03.

71802-03

Fits '96-'13 FLHTCU, FLHTK, FLTR and FLTRU and '09-'13 FLHTCUTG models.

71816-09

Fits '96-'13 FLHT, FLHTC, FLHX and FLTRX and '10-'11 FLHXXX models equipped with cruise control.

448 CONTROLS

Hand Controls

A. LIGHTED HAND CONTROL SWITCHES

Add function and style to the Original Equipment hand controls on Touring models. Lighted Hand Controls feature soft white LED backlighting that illuminates the switch function icons for enhanced nighttime visibility. Original Equipment on CVO™ Road Glide®, CVO™ Street Glide® and CVO™ Road Glide® ST models. At-a-glance identification and a modern up-to-date look. Kit includes plug-in switch packs for left- and right-hand controls. Easy plug-and-play installation.

71500682

Fits '24-later FLHX and FLTRX and '25-later FLHXU models. Factory equipped on '23-later FLHXSE and FLTRXSE and '24-later FLTRXSTSE models.

B. LIGHTED HAND CONTROL SWITCHES

Add function and style to the Original Equipment hand controls. Lighted Hand Controls feature soft white LED backlighting that illuminates the switch function icons for enhanced nighttime visibility. You get at-a-glance identification and a modern up-to-date look. Kit includes plug-in switch packs for left- and right-hand controls, now including the Traction Control switch for '20-later models.

71500629

Fits '21-later Touring models with Traction Control and '21-later FLHTCUTG. Does not fit Road King or FLHT models. Does not fit with Chrome Switch Cap Kits. Original Equipment on '21-later CVO™ models. Does not fit '23-later FLHXSE, FLTRXSE, '24-later FLHX, FLTRX and FLTRXSTSE and '25-later FLHXU models.

71500561

Fits '20 Touring models with Traction Control and '19-'20 FLHTCUTG. Does not fit with Chrome Switch Cap Kits.

71500248C

Fits '14-'20 Touring models (without Traction Control) with a Boom!™ Box audio system (for RDRS see P/N 71500561) and '14-'18 FLHTCUTG models. Stock on '14-'19 CVO™ Touring models.

71500250B

Fits '14-'16 FLHR and FLHRC models.



A. LIGHTED HAND CONTROL SWITCHES



B. LIGHTED HAND CONTROL SWITCHES



B. LIGHTED HAND CONTROL SWITCHES – (71500561 SHOWN)



B. LIGHTED HAND CONTROL SWITCHES – (71500248C SHOWN)

Model Family Fitment:

- V-ROD
- SPORTSTER
- DYNA
- SOFTAIL
- TOURING

CONTROLS 449

Hand Controls

C. CRUISE CONTROL KIT

For long-distance runs, there's nothing better than letting your bike do all the work. This Cruise Control Kit puts you just minutes away from true touring bliss. Unlike mechanical throttle controls or friction thumb wheels, this complete electronic speed control allows you to set and maintain constant speed at the touch of a button. Your dealer will install the new hand controls, enable the cruise control function in the Electronic Control Module (ECM) and you're ready to roll. No splicing into the wiring harness to install. Kit includes updated switch housings and all necessary hardware.

41000369

Fits '16-'24 Softail® models. Original Equipment on '16-'17 FLSS, FLSTC, FLSTFB, FLSTN and FXSE models and '18-later FLHC, FLHCS and FLSB models. Dealer Digital Technician™ software update is required.

D. HANDLEBAR SWITCH CONTROL KIT

Updated for use with '07-later models equipped with clutch interlock system. This exclusive Harley-Davidson® kit simplifies the switch to custom style handlebars. Kit features the Original Equipment left and right switch housings, 60.0" wiring harness and all necessary hardware.

70239-07

Fits '96-'13 XL, '08-'13 XR, '96-'11 Dyna® and '96-'10 Softail models (except '07-'10 FLSTF). Also fits '96-'13 Touring models without cruise control or radio controls.

E. AUXILIARY ACCESSORY SWITCH HOUSING KIT

Keep your eyes on the road and your hands on the grips with these easy-to-reach Auxiliary Accessory Switch Housings. Available for left and right hand control clusters, these housings will allow you to install up to six switches (when two housings are used) to control various electrical devices. Available in black to match Original Equipment switch housings or a bright chrome finish to complement accessory Chrome Switch Housing Kits. All necessary mounting hardware is included. Switches sold separately.

Fits '96-later VRSC™, XL, XR, Dyna®, Softail® (except FLSE, FLSTF, FLSTFB, FLSTFBS, FXDRS, FXSB and FXSE), and Touring models (except FLTRT, '14-later Road Glide®, FLHRXS '23-later FLHXSE, FLTRXSE and '24-later FLHX). Does not fit models equipped with Large Diameter Handlebars, Boom!™ Audio Cruiser Amp & Speaker Kits or Tour-Pak® Mounted CD Changer P/N 77184-01. '04-later XL and XR models require separate purchase of (2) Screw P/N 3832M.

70213-02C Chrome Left Side.

70248-02B Black Left Side.

Fits '96-later VRSC™, XL, XR, Dyna®, Softail® (except FLSE, FLSTF, FLSTFB, FLSTFBS, FXDRS, FXSB and FXSE), and Touring models (except FLTRT, '14-later Road Glide®, FLHRXS '23-later FLHXSE, FLTRXSE and '24-later FLHX). Does not fit models equipped with Large Diameter Handlebars, Boom!™ Audio Cruiser Amp & Speaker Kits or Tour-Pak® Mounted CD Changer P/N 77184-01. '04-later XL and XR models require separate purchase of (2) Screw P/N 3832M.

70255-02B Chrome Right Side.

F. AUXILIARY ON/OFF SWITCH KIT

Styled to match the Original Equipment hand controls. These Auxiliary On/Off switches allow you to control additional electrical accessories with the touch of a finger when installed in the Auxiliary Accessory Switch Housing. Switches sold individually.

71718-02

Fits Auxiliary Accessory Switch Housing Kits P/N 70255-02B, 70256-02, 70213-02C and 70248-02B.



C. CRUISE CONTROL KIT (41000369 SHOWN)



D. HANDLEBAR SWITCH CONTROL KIT



E. AUXILIARY ACCESSORY SWITCH HOUSING KIT – CHROME (SHOWN WITH AUXILIARY ON/OFF SWITCH)



E. AUXILIARY ACCESSORY SWITCH HOUSING KIT – BLACK (SHOWN WITH AUXILIARY ON/OFF SWITCH)

F. AUXILIARY ON/OFF SWITCH KIT

COMFORT, STYLE OR BOTH?

Every person is unique. Your overall height, arm reach, upper body length and riding style all dictate your relationship to the bike's controls. Add in the desire for a unique, custom look and your handlebar options multiply exponentially.*



REACH® HANDLEBARS

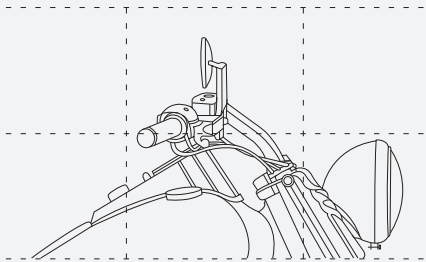
Recommended for shorter riders, Reach® Handlebars are shaped to position the hand controls closer to the rider for optimized elbow and wrist position.



TALLBOY® HANDLEBARS

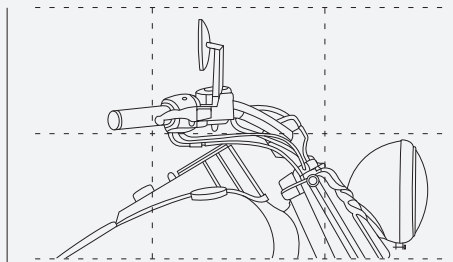
Recommended for taller riders, Tallboy® handlebars enable long-armed riders to more comfortably fit and maneuver the motorcycle.

YOUR RIDING POSITION



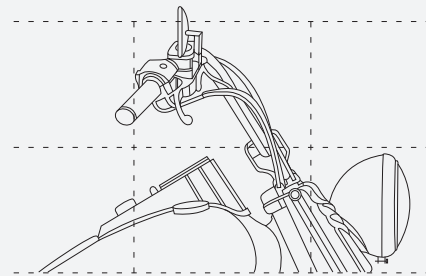
DRAG HANDLEBAR*

Narrow, flat and more aggressive, drag bars provide a straight elbow and neutral hand and wrist position. For maximum comfort, drag bars can be positioned with curved or straight risers to minimize stretch to the controls.



BEACH HANDLEBAR*

Low and wide, a beach bar spreads your arms and gives you room to breathe. Ideal for the rider with long arms, beach bars can be a little too wide for many riders. While selecting a bar, make sure you can reach the hand controls when the handlebar is fully turned.

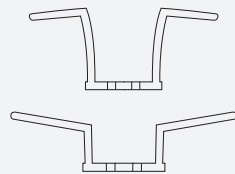


APE & TALLBOY HANDLEBAR*

Tall and wide, ape and Tallboy® handlebars provide a classic "fists-in-the-wind" look and can add long-haul comfort for riders with long arms. Because handlebar height is regulated in many areas, check local laws before installing a tall handlebar.

CHIZELED HANDLEBAR*

For cutting edge style, a Chizeled Bar combines the hands-up feel of a mini-ape with the narrow width of a drag bar. The bar's shoulder-width design keeps the elbows in and the arms straight ahead, and the wrist and hands fall in a neutral palms-down grip.



HANDLEBAR DIMENSIONS

(IN INCHES)

Handlebar Kit	Bar Diameter	Width	Pull Back	Rise	Base Width	Knurl Center	Handlebar Kit	Bar Diameter	Width	Pull Back	Rise	Base Width	Knurl Center
55800103	1.00	25.75	4.30	8.30	8.50	3.22	55801057	1.00	28.30	5.60	9.80	11.00	2.94
55800345	1.00	28.50	4.75	3.75	7.50	3.14	55801058	1.25	29.30	5.60	10.10	12.10	2.94
55800579	1.00	31.75	6.25	7.00	9.00	3.50	55801059	1.25	29.30	5.60	10.10	12.10	2.94
55800587	1.00	31.00	4.50	7.25	10.00	3.14	55801060	1.00	33.80	5.80	8.60	17.40	3.40
55800589	1.00	30.81	13.09	6.63	15.14	3.48	55801061	1.00	33.80	5.80	8.60	17.40	3.40
55800590	1.00	30.81	13.09	6.63	15.14	3.48	55801062	1.25	35.00	6.50	10.10	14.20	2.94
55800591	1.00	32.39	6.03	11.17	16.16	3.48	55801063	1.25	35.00	6.50	10.10	14.20	2.94
55800592	1.00	32.39	6.03	11.17	16.16	3.48	55801263	1.0	33.8	2.79	8.0	4.65	3.5
55800715	1.00	31.64	6.85	7.00	9.84	3.14	55801280	1.0	33.8	6.0	3.7	4.65	3.5
55800717	1.00	31.64	6.85	7.00	9.84	3.14	55800035A	1.00	29.25	3.80	0.00	9.00	3.14
55800719	1.00	34.64	9.34	5.03	13.06	3.14	55800548A	1.25	33.75	9.25	14.75	12.50	3.14
55800856	1.00	28.50	3.00	1.50	5.74	N/A	55800549A	1.25	33.75	9.25	14.75	12.50	3.14
55800861	1.00	28.50	4.00	0.00	7.26	3.50	55914-98	1.00	30.75	7.50	12.25	15.00	3.50
55801003	1.00	32.00	6.50	8.75	10.00	3.14	55954-00	1.00	30.00	9.00	9.50	13.75	3.14
55801005	1.00	38.00	4.60	12.90	17.40	3.40	55801328	1.25	35.50	11.50	4.75	12.25	3.50
55801006	1.25	39.00	5.10	13.30	14.20	3.40	56036-08	1.00	31.75	6.50	10.00	15.75	3.50
55801007	1.25	39.00	5.10	13.30	14.20	3.40	56166-08	1.00	32.00	5.50	11.25	13.00	3.14
55801015	1.00	31.70	4.60	12.90	11.00	2.94	56180-08	1.00	30.00	9.00	9.50	13.75	3.14
55801016	1.00	31.70	4.60	12.90	11.00	2.94	56902-08	1.00	31.25	5.00	12.00	11.50	3.14
55801029	1.25	32.70	4.60	13.20	12.10	2.94	57474-11	1.00	35.00	1.75	12.00	16.00	3.50
55801030	1.25	32.70	4.60	13.20	12.10	2.94	57485-11	1.00	35.00	1.75	12.00	16.00	3.50

CHOOSING YOUR HANDLEBAR

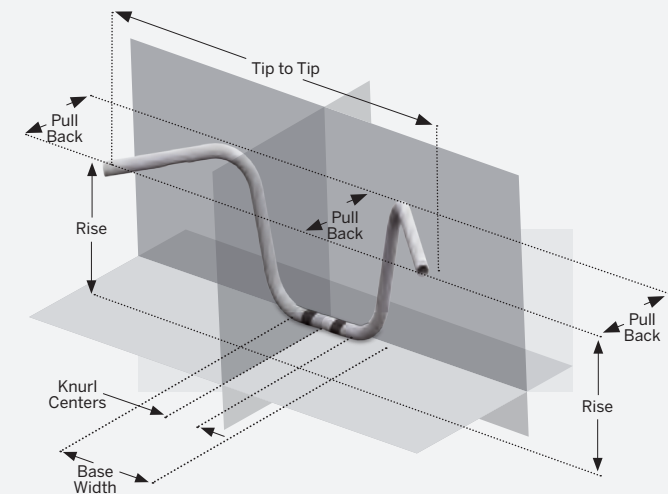
RISE is the vertical distance between a handlebar's tip and its base. Adding risers to bars that sit too low can help put hand grips into your sweet spot.

PULL BACK is the distance the handlebar tips come back toward the rider. Greater pull back can eliminate the long reach to the bar for a shorter rider.

WIDTH is measured from tip to tip. Make sure the bar isn't too wide so it pulls your hands off the grips when turning.

KNURL CENTER is the distance between the center line of the bar's knurling. The measurement should match the riser dimension to maximize clamping pressure.

*NOTE: Installation of some handlebars and risers may require a change in clutch and/or throttle cable and brake lines for some models. Handlebar height is regulated in many locations. Check local laws to ensure your motorcycle meets applicable regulations. **1.25" Fat Bar centers necks down to fit 1.0" handlebar clamp.



452 CONTROLS

Handlebars – Dyna®/Softail®

A. REACH® HANDLEBAR* – 1.0"

Recommended for riders between 5'-2" and 5'-8" tall, this Reach Handlebar is shaped to position the hand controls closer to the rider for optimized elbow and wrist position. Designed to provide the ideal balance of pull back and width, this handlebar allows your hands fall naturally in place. The narrower width reduces your stretch while making low-speed turns and parking lot maneuvers, and the overall effect is improved confidence and long-range comfort for short-armed riders.

Fits '18-'24 FLDE, FLHC, FLHCS, FLSL, FXBB, FXLR, FXST and '21-'24 FXBBS models. All models require separate purchase of additional installation components.

55800715 Chrome.

55800717 Black.

See your Dealer for cables, lines and additional installation components required, or visit www.H-D.com/store and search part number 55800715 or 55800717.



A. REACH HANDLEBAR – 1.0"

B. STREET SLAMMER BAR*

Comfort and attitude in one. This Street Slammer drag bar with 7.0" integrated risers offers a stylish alternative to separate curved risers, bar and handlebar clamp combinations and reduces the stretch required to reach traditional straight bars. This 1.25" fat bar is factory drilled to accept hidden control wires for a clean custom look. Available in brilliant chrome or satin black finish.

Fits '12-'16 FLD, '06-'17 FXDB, '08-'17 FXDF, '01-'05 FXDL, '16-'17 FXDLS, '99-'17 FXDWG, '00-'17 FLS, FLSS, FLSTC, FLSTF, FLSTFB, FLSTFBS, FLSTN, FXST, FXSTB, FXSTC and FXSTD, and '03-'13 FLHR and FLHRC models. All models require separate purchase of additional installation components. Does not fit Road King® models equipped with cruise control, '08 ABS-equipped models, Heated Hand Grips, Hydraulic Clutch Kits, Handlebar Mounted Gauges, Road Tech™ Radio, Softail® Nacelle Kit or Sidecar-equipped models.

55801309 Chrome.

55801308 Satin Black.

See your Dealer for cables, lines and additional installation components required, or visit www.H-D.com/store and search part number 55801309 or 55801308.



B. STREET SLAMMER BAR – CHROME (ROAD KING SHOWN)

C. DRAG BAR*

Nothing says minimalist like a classically simple drag bar. Shaped to give the Nightster® and Iron 883™ models an aggressive riding profile, this satin black 1.0" Drag Bar features 0" of rise and 4.0" of pull back to provide an excellent combination of forward positioning and wrist control.

55800035A Satin Black.

Fits '07-'22 XL models with 2.2 or 3.3 gallon fuel tank. Does not fit XL883C, XL883R, XL1200C, XL1200L, XL1200R, XL1200T, '11-'22 XL883L or models equipped with 4.5 gallon large-capacity fuel tank. All models require separate purchase of additional components.

See your Dealer for cables, lines and additional installation components required, or visit www.H-D.com/store and search part number 55800035A.



C. DRAG BAR – SATIN BLACK



Reach Handlebars



Tallboy Handlebars

*NOTE: Installation of some handlebars and risers may require a change in clutch and/or throttle cable and brake lines for some models. Handlebar height is regulated in many locations. Check local laws to ensure your motorcycle meets applicable regulations.

CONTROLS 453

Handlebars – Dyna®/Softail®

D. FAT REACH® HANDLEBAR* – 1.25"

Slammed and styled for a low-profile look, this 1.25" handlebar places the hand controls closer to the rider for an optimized elbow bend and wrist position, offering improved confidence and long-range comfort for shorter-armed riders.

Fits '18-later FLFB, FLFBS, FLFL, FLFB, FXBR, FXBRS, FXDRS, FXFB and FXFBS models. Does not fit FXFB and FXFBS models without ABS Brakes. FLFL models require separate purchase of 1.25" handlebar riser kit. All models require separate purchase of additional installation components.

55800714 Gloss Black.

See your Dealer for cables, lines and additional installation components required, or visit www.H-D.com/store and search part number 55800714.

E. TALLBOY® HANDLEBAR – 1.0"

Recommended for riders 5'9" and taller, this 1.0" Tallboy® handlebar enables long-armed riders to more comfortably fit and maneuver Softail® motorcycle. Shaped to provide the ideal balance of rise and width, this bar places the hands in a neutral position and stretches the arms to reduce the bend at the elbow.

Fits '18-'24 FLDE, FLHC, FLHCS, FLFL, FXBB, FXLR, FXST and '21-'24 FXBBS models. All models require separate purchase of additional installation components.

55800719 Chrome.

See your Dealer for cables, lines and additional installation components required, or visit www.H-D.com/store and search part number 55800719 or 55800721.



D. FAT REACH HANDLEBAR – 1.25"



E. TALLBOY HANDLEBAR – 1.0"

*NOTE: Installation of some handlebars and risers may require a change in clutch and/or throttle cable and brake lines for some models. Handlebar height is regulated in many locations. Check local laws to ensure your motorcycle meets applicable regulations.

Model Family Fitment:

- V-ROD
- SPORTSTER
- DYNA
- SOFTAIL
- TOURING

CONTROLS

454 CONTROLS

Handlebars – Dyna®/Softail®/Sportster®

A. REACH® HANDLEBAR*

With a shape designed to place the handlebars closer to the rider, this Reach® Handlebar puts the rider in an upright seating position for added comfort and control. Designed to place the handlebars closer to the rider for ideal fit, comfort and control. Nightster® models require separate purchase of Brake Line P/N 41800874 Gloss Black finish.

Fits '21-later RH1250S and '22-later RH975 models.

55801263 Gloss Black.

See your Dealer for cables, lines and additional installation components required, or visit www.H-D.com/store and search part number 55801263.



A. REACH® HANDLEBAR

B. TRACKER HANDLEBAR*

Inspired by rough-and-tumble flat track race bikes, this handlebar is wider and taller than stock and features a cross brace. • Designed to give the Sportster® S and Nightster® models additional leverage during spirited riding. Fixed cross-bar gives aggressive look to front end. Nightster models require separate purchase of Brake Line P/N 41800874 Gloss Black finish

Fits '21-later RH1250S and '22-later RH975 models.

55801280 Gloss Black.

See your Dealer for cables, lines and additional installation components required, or visit www.H-D.com/store and search part number 55801280.



B. TRACKER HANDLEBAR

C. MOTO BAR – NIGHTSTER

When installed with our 5" riser this 1" diameter Moto Bar moves hand controls 2 inches up and 1 inch back to put the rider in a commanding position on the motorcycle. Features a Gloss Black finish and a performance-style flat-track bend that moves hand controls up and back to put the rider in a commanding position. Original Equipment on Nightster Special model.

55801558

Fits '22-later Nightster models. Requires separate purchase of additional components, including Nightster 5" Riser P/N 55900307.

See your Dealer for cables, lines and additional installation components required, or visit www.H-D.com/store and search part number 55801558.



C. MOTO BAR – NIGHTSTER

*NOTE: Installation of some handlebars and risers may require a change in clutch and/or throttle cable and brake lines for some models. Handlebar height is regulated in many locations. Check local laws to ensure your motorcycle meets applicable regulations.

CONTROLS 455

Handlebars – Softail®

D. MOTO BAR – BLACK ANODIZED*

Made from lightweight aluminum anodized with a black finish, this club-style handlebar features a performance-style graphic. Pair with tall risers to complete the unique custom look.

55800856 1"

Fits '18-'24 FL5L, FXBB, FXLR, FXLRS (ABS only), and FXST, '14-later Road King® models and '21-'24 FXBBS models. Does not fit FXBB, FXBBS and FXST models with accessory Quarter Fairing or accessory windshields when using original equipment handlebar risers. FXLR models equipped with Color-Matched Quarter Fairing and Tall Risers P/N 55800852 require separate purchase of Turn Signal Brackets P/N 12700164 and 67800630. Installation requires separate purchase of additional components.

See your Dealer for cables, lines and additional installation components required, or visit www.H-D.com/store and search part number 55800856 or 55800858.



D. 1" MOTO BAR – BLACK ANODIZED

E. DRAG BAR*

This nearly straight 1" drag bar moves the hands forward and gives riders a new option for a more aggressive, sporty riding position. The dark finish matches other dark components to complete or complement an overall blacked-out style.

55800861 Gloss Black.

Fits '18-'24 FXBB, FXLR, FL5L, FXST and '21-'24 FXBBS models. Does not fit with accessory windshields on stock risers. Installation requires separate purchase of additional components.

See your Dealer for cables, lines and additional installation components required, or visit www.H-D.com/store and search part number 55800861.



E. DRAG BAR – GLOSS BLACK

F. MINI-APE HANDLEBAR*

Fists up! This mini-ape handlebar delivers a higher hand position to achieve a traditional look, a relaxed style, and more comfortable riding position for some riders. 1" diameter bar with 9.4" rise. Features a conservative rise and bend for rider comfort. The Gloss Black finish complements motorcycle styling. See Harley-Davidson® Handlebar Installation Requirements document for additional components required for installation.

55801284

Fits '22-Later RH975 and RH975S models.



F. MINI-APE HANDLEBAR

*NOTE: Installation of some handlebars and risers may require a change in clutch and/or throttle cable and brake lines for some models. Handlebar height is regulated in many locations. Check local laws to ensure your motorcycle meets applicable regulations.

Model Family Fitment:

V-ROD
 SPORTSTER
 DYNA
 SOFTAIL
 TOURING

456 CONTROLS

Handlebars – Sportster®

A. SPORTSTER® TALLBOY® HANDLEBAR*

Ergonomically designed and tested by a panel of riders from 5'11" to 6'4", this 1.0" Tallboy® handlebar enables long-armed riders to more comfortably fit and maneuver a compact Sportster® model. Shaped to provide the ideal balance of rise and width, this bar places the hands in a neutral position and stretches the arms to reduce the bend at the elbow.

Fits '07-'22 XL models (except XL883R and XL883C). All models require separate purchase of additional installation components.

55800587 Gloss Black.

See your Dealer for cables, lines and additional installation components required, or visit www.H-D.com/store and search part number 55800587.

B. IRON 883™ HANDLEBAR*

Add an edgy touch to your Sportster® model. Featuring the same shape, rise and pull back of the Iron 883™ Original Equipment stainless pull back handlebar, this satin black bar provides a choice in customizing style without the need to change cables and brake lines. Original Equipment on XL883N and XL1200X models.

55800345 Satin Black.

Fits '10-'22 XL883L, XL1200C, XL1200NS, XL1200T, XL1200V and XL1200XS models. Installation requires separate purchase of additional components. Original Equipment on XL883N and XL1200X models.

See your Dealer for cables, lines and additional installation components required, or visit www.H-D.com/store and search part number 55800345.

C. MINI-APE HANDLEBAR*

The 12" mini-ape chrome 1.0" diameter handlebar delivers a modestly higher hand position to achieve a traditional look, a relaxed style, and more comfortable riding position for some riders.

Fits '07-'22 XL883L, XL883N, XL1200CX, XL1200L, XL1200N, XL1200NS, XL1200T, XL1200V, XL1200X, XL1200XS, and '18-later FLDE, FLSL and FXLR models. Also fits '06-'17 FXDB and '96-'05 FXDWG models with Original Equipment handlebar P/N 58079-93. XL models require separate purchase of additional components.

55801003 Chrome.

55801272 Gloss Black.

See your Dealer for cables, lines and additional installation components required, or visit www.H-D.com/store and search part number 55801003 or 56075-07A.



A. SPORTSTER TALLBOY HANDLEBAR



B. IRON 883 HANDLEBAR – SATIN BLACK




C. MINI-APE HANDLEBAR



D. HOLLYWOOD HANDLEBAR (SPORTSTER FORTY-EIGHT SHOWN)



E. HOLLYWOOD HANDLEBAR*



F. CHIZELED HANDLEBAR – SATIN BLACK (STREET BOB SHOWN)

CONTROLS 457

Handlebars – Dyna®/Softail®/Road King®

D. HOLLYWOOD HANDLEBAR*

Original Equipment on the Softail Slim® model, this traditional Hollywood-styled handlebar combines the laid-back riding attitude of the '40s with a shape that's perfect for today's new school stripped-down bobbers. With its limited rise, narrow profile and gentle pull back shape, this bar captures the look of a classic bar without the wide beach bar riding position.

55800579 Gloss Black.
Fits '10-'22 XL1200X and XL1200XS, '06-'17 FXDB, '10-'17 FXDWG, '00-'17 FLSTC, FLSTF and FLSTFB, '08-'17 FLSTN, '18-later Softail® (except FXFB, FXFBS, FXBR, FXBRS, FXLRS and FXLRST), '15-later FLRT models. Requires separate purchase of additional installation components.

See your Dealer for cables, lines and additional installation components required, or visit www.H-D.com/store and search part number 55800579.

E. HOLLYWOOD HANDLEBAR*

This traditional Hollywood-styled handlebar combines the laid-back riding attitude of the '40s with a crossbar and shape that's perfect for today's new school stripped-down bobbers. Limited rise, narrow profile and gentle pull back shape. Bar captures the look of a classic bar without the wide beach bar riding position. See Harley-Davidson Handlebar Installation Requirements document for additional components required for installation.

Fits '25-later FXBB, FXLRS, FXLRST, and FLHC models. All models require separate purchase of additional components. See Handlebar Fitment Matrix for details.

55801579 Gloss Black.

F. CHIZELED HANDLEBAR*

Achieve ultimate cutting-edge style. The Chizeled Bar features the edgy profile of the classic Z bar and combines the hands-up feel of a mini-ape with the narrow width of a drag bar. The result? A classic chopper attitude. The 1.0" bar replaces mitered and welded corners with cast seamless 90° bends for added strength and style. The cast elbows eliminate sharp internal bends and the bar features removable Bar & Shield plugs to simplify internal wiring.

Fits '07-'22 XL883L, XL883N, XL1200L, XL1200N, XL1200NS, XL1200T, XL1200V, XL1200X and XL1200XS models. Also fits '06-'17 FXDB models with Original Equipment Handlebar P/N 58079-93. Does not fit with Heated Hand Grips. XL models require separate purchase of additional components.

55800103 Satin Black.

See your Dealer for cables, lines and additional installation components required, or visit www.H-D.com/store and search part number 55800103.

*NOTE: Installation of some handlebars and risers may require a change in clutch and/or throttle cable and brake lines for some models. Handlebar height is regulated in many locations. Check local laws to ensure your motorcycle meets applicable regulations.

Model Family Fitment:

- V-ROD
- SPORTSTER
- DYNA
- SOFTAIL
- TOURING



Tallboy Handlebars

*NOTE: Installation of some handlebars and risers may require a change in clutch and/or throttle cable and brake lines for some models. Handlebar height is regulated in many locations. Check local laws to ensure your motorcycle meets applicable regulations.

458 CONTROLS

Handlebars – Softail®

A. FUSED HANDLEBAR*

Combining the edgy profile of a classic Z bar with the knuckles-up feel of a mini-ape and the narrow width of a drag bar, the Fused Bar delivers a fistful of classic chopper attitude. And with muscular cast corners, the cast elbows eliminate sharp internal bends to simplify the internal wiring. The handlebar is 1.25" at the upright and handles and 1" diameter at the base to fit with Original Equipment 1" Handlebar Risers.

Fits '18-'24 FXBB, FXBBS, FXLR, FXLRS, FXST models. All models require separate purchase of additional components.

55801016 Gloss Black.

See your Dealer for cables, lines and additional installation components required, or visit www.H-D.com/store and search part number 55801030 or 55801029.

B. FUSED HANDLEBAR*

Combining the edgy profile of a classic Z bar with the knuckles-up feel of a mini-ape and the narrow width of a drag bar, the Fused Bar delivers a fistful of classic chopper attitude. And with muscular cast corners, the cast elbows eliminate sharp internal bends to simplify the internal wiring.

Fits '18-'24 ABS enabled FLFB, FLFBS, FXBR, FXBRS, FXFB, FXFBS and FXDRS, '14-'20 Road King®, and '15-'20 FLRT models. All models require separate purchase of additional components.

55801030 Chrome.

55801029 Black.



A. FUSED HANDLEBAR – CHROME



C. FUSED LO HANDLEBAR – CHROME



B. FUSED HANDLEBAR – BLACK



D. FUSED LO HANDLEBAR – BLACK

*NOTE: Installation of some handlebars and risers may require a change in clutch and/or throttle cable and brake lines for some models. Handlebar height is regulated in many locations. Check local laws to ensure your motorcycle meets applicable regulations.

CONTROLS 459

Handlebars – Softail®

C. FUSED LO HANDLEBAR*

With a low-profile and compact Z-bar design, the Fused Lo Bar flexes iconic West Coast style. And with muscular cast corners, the cast elbows eliminate sharp internal bends to simplify the internal wiring. The handlebar is 1.25" at the upright and handles and 1" diameter at the base to fit with Original Equipment 1" Handlebar Risers.

Fits '18-'24 ABS enabled FLSL and FXLRS models. All models require separate purchase of additional components.

55801057 Gloss Black.

See your Dealer for cables, lines and additional installation components required, or visit www.H-D.com/store and search part number 55801057.

D. FUSED LO HANDLEBAR*

The Fused Lo Handlebar is a new take on West Coast style. With a low-profile and compact Z-bar design, it delivers the classic club look. And with muscular cast corners, the cast elbows eliminate sharp internal bends to simplify the internal wiring.

Fits '18-later ABS enabled FLFB, FLFBS, FLFSB, FXBR, FXBRS and FXDRS, '14-'20 Road King®, and '15-'20 FLRT models. All models require separate purchase of additional components.

55801059 Satin Black.

See your Dealer for cables, lines and additional installation components required, or visit www.H-D.com/store and search part number 55801058 or 55801059.

*NOTE: Installation of some handlebars and risers may require a change in clutch and/or throttle cable and brake lines for some models. Handlebar height is regulated in many locations. Check local laws to ensure your motorcycle meets applicable regulations.

Model Family Fitment:

V-ROD
 SPORTSTER
 DYNA
 SOFTAIL
 TOURING

460 CONTROLS

Handlebars – Dyna®/Softail®/Road King®

A. 12" FAT MINI-APE HANDLEBAR*

This true 12" mid-rise Ape Handlebar is the perfect mix of comfort and style. This bar features a traditional shape that tapers from a narrow base to a wide-open stance, and provides a flatter hand position with slightly less of the turned-in shape that can put stress on your wrists. The 1.25" diameter fat bar is factory drilled to allow internal wiring, and finished in your choice of show-quality chrome or gloss black surfaces. Handlebar can be installed in the Original Equipment risers on models factory-equipped with 1.25" handlebars.

Fits '14-later Road King® excluding vehicles equipped with 4-point H-D® detachable docking kits and '18-later FLFB, FLFBS, FLFB, FLFL, FXBR, FXBRS, FXBB, FXBBS, FXDRS, FXFB, FXFBS, FXLR and FXST models. Models originally equipped with 1.0" handlebar will require separate purchase of 1.25" handlebar riser kit. All models require separate purchase of additional installation components.

55801326	Chrome.
55801327	Gloss Black.

See your Dealer for cables, lines and additional installation components required, or visit www.H-D.com/store and search part number 55801326 and 55801327.

B. 12" FAT MINI-APE HANDLEBAR KIT WITH RISER*

Big and beefy in the chopper tradition, this 1.25" Mini-Ape Handlebar is the perfect finish to an old-school ride. Factory drilled to allow internal wiring, the show-quality chrome or black finish reflects your attention to custom details. This 12.0" high bar and riser combination provides the look and attitude you dream about, but remains comfortable over the long haul. Handlebar kit includes matching riser and custom handlebar clamp that conceals the wire exit for a clean look.

Fits '12-'16 FLD, '06-'17 FXDB, '08-'17 FXDF, '16-'17 FXDLS, '99-'17 FXDWG, '00-'17 FLS, FLSS, FLSTC, FLSTF, FLSTFB, FLSTFBS, FLSTN, FXCW, FXCWC, FXST, FXSTB, FXSTC, '18-'24 Softail® (except FLFB, FXBB, FXBBS, FXBR, FXBRS, FXDRS, FXFB, FXFBS, FXLRS, FXLRST and FXST), and '03-'22 Road King models. All models require separate purchase of additional installation components. Fits with Accessory Heated Grips (except FLHTK Heated Grips or Black Rubber Accessory Heated Grips). Does not fit with Hydraulic Clutch Kits, handlebar-mounted gauges, or Softail® Freight Train Nacelle Kit. Satin Black kit features gloss black risers.

55801313	Chrome.
55801311	Black.

See your Dealer for cables, lines and additional installation components required, or visit www.H-D.com/store and search part number 55801313 or 55801311.



A. 12" FAT MINI-APE HANDLEBAR



B. 12" FAT MINI-APE HANDLEBAR KIT WITH RISER – CHROME



C. 16" FAT APE HANDLEBAR KIT WITH RISER - CHROME



C. 16" FAT APE HANDLEBAR KIT WITH RISER – SATIN BLACK

CONTROLS 461

Handlebars – Dyna®/Softail®/Road King®

C. 16" FAT APE HANDLEBAR KIT WITH RISER*

Reach for the sky. This brawny 1.25" Ape Handlebar is the ideal choice for the long-armed rider or anyone looking for that classic fists-in-the-wind riding profile. Factory drilled to allow internal wiring, the show-quality chrome or satin-black finish complements your bike's overall design sense. This 16.0" high bar and riser combination provides the look you crave around town and the bar can be rotated in the clamp and locked down to place your hands in your ideal open-road riding position. Handlebar kit includes matching riser and custom handlebar clamp that conceals the wire exit for a clean look.

Fits '12-'16 FLD, '06-'17 FXDB, '08-'17 FXDF, '16-'17 FXDLS, '99-'17 FXDWG, '00-'17 FLS, FLSS, FLSTC, FLSTF, FLSTFB, FLSTFBS, FLSTN, FXCW, FXCWC, FXST, FXSTB and FXSTC, '18-'24 FLFB, FLFBS, FLFB, FLFL, FXDRS and FXLR, and '03-later Road King models. All models require separate purchase of additional installation components. Does not fit with Hydraulic Clutch Kits, handlebar-mounted gauges, or Softail® Freight Train Nacelle Kit. Satin Black kit features gloss black risers.

55801317	Chrome.
55801315	Satin Black.

See your Dealer for cables, lines and additional installation components required, or visit www.H-D.com/store and search part number 55801317 or 55801315.

*NOTE: Installation of some handlebars and risers may require a change in clutch and/or throttle cable and brake lines for some models. Handlebar height is regulated in many locations. Check local laws to ensure your motorcycle meets applicable regulations.

*NOTE: Installation of some handlebars and risers may require a change in clutch and/or throttle cable and brake lines for some models. Handlebar height is regulated in many locations. Check local laws to ensure your motorcycle meets applicable regulations.

Model Family Fitment:

 V-ROD	 SPORTSTER	 DYNA
 SOFTAIL	 TOURING	

462 CONTROLS

Handlebars – Road King®

A. BEACH HANDLEBAR*

This beefy 1.25" bar shows off your bike in style! This fat bar allows you to tuck the wires inside the bar for a clean, custom appearance and the highly polished and chrome-plated bar will get you noticed. Installation requires separate purchase of additional components.

55967-08A Chrome.
Fits '12-'16 FLD, '06-'07 and '13-'17 FXDB, '08-'17 FXDF, '01-'05 FXDL, '99-'17 FXDWG, '00-'15 FXST, FXSTB, FXSTC and FXSTD and '03-'13 FLHR, FLHRC, FLHRS. All models require separate purchase of additional installation components. Does not fit '08 ABS-equipped models, Hydraulic Clutch Kits, Handlebar Mounted Gauges, Road Tech™ Radio, Softail® Freight Train Nacelle Kit, or Sidecar-equipped models. Compatible with accessory heated grips (except FLHTK Heated Grips or Black Rubber Heated Hand Grips P/N 56100034).

B. ROAD KING®/ROAD GLIDE® HERITAGE STYLE HANDLEBAR*

Designed to provide extra touring comfort for the Road King® or Road Glide® rider, this 1.0" diameter stainless steel bar has 3.0" more pull back compared to the stock '08-'13 Road King handlebar. Heritage Bar has the same dimensions as the '14-later Road King Original Equipment bar.

56902-08 Polished Stainless Steel.
Fits '08-'24 FLHR and FLHRC and '08-'13 FLTR, FLTRU, and FLTRX (except '23-later FLTRX) models. All models require separate purchase of additional components for installation.

See your Dealer for cables, lines and additional installation components required, or visit www.H-D.com/store and search part number 55967-08.



A. BEACH HANDLEBAR
(HERITAGE SOFTAIL CLASSIC SHOWN)



C. ROAD KING/ROAD GLIDE REACH HANDLEBAR



B. ROAD KING/ROAD GLIDE HERITAGE STYLE HANDLEBAR



C. ROAD KING/ROAD GLIDE REACH HANDLEBAR

CONTROLS 463

Handlebars – Road King®/Road Glide®

C. ROAD KING®/ROAD GLIDE® REACH™ HANDLEBAR*

This 1.0" diameter chrome bar has 2.0" more pull back compared to the stock Road King® handlebar. Accepts internal wiring for a clean look. The neutral hand position is comfortable for the long haul and the narrow width and pull back design produces a major ergonomic change.

56166-08 Chrome.
Fits '08-'24 FLHR and FLHRC, '08-'13 FLTR, FLTRU and FLTRX models. Does not fit FLHRXS models. Does not fit '08 ABS equipped models, Sidecar-equipped models or Handlebar Mounted Gauges. All models require separate purchase of additional components for installation. Compatible with accessory heated grips (except FLHTK Heated Grips or Black Rubber Heated Hand Grips P/N 56100034).

See your Dealer for cables, lines and additional installation components required, or visit www.H-D.com/store and search part number 56166-08.



Reach Handlebars



Tallboy Handlebars

*NOTE: Installation of some handlebars and risers may require a change in clutch and/or throttle cable and brake lines for some models. Handlebar height is regulated in many locations. Check local laws to ensure your motorcycle meets applicable regulations.

*NOTE: Installation of some handlebars and risers may require a change in clutch and/or throttle cable and brake lines for some models. Handlebar height is regulated in many locations. Check local laws to ensure your motorcycle meets applicable regulations.

Model Family Fitment:

- V-ROD
- SPORTSTER
- DYNA
- SOFTAIL
- TOURING

464 CONTROLS

Handlebars – Street Glide®

A. BATWING REACH® HANDLEBAR

The Batwing Reach® Handlebar is shaped to provide all-day riding comfort for smaller stature riders. The Reach handlebar was ergonomically designed to provide the ideal combination of shoulder position, elbow bend and wrist angle. Extensively tested with panels of riders that stand 5'-1" to 5'-5" tall, the bar brings the grips 1.5 inches lower and the shape delivers a relaxed wrist angle for reduced arm fatigue. All models require separate purchase of additional components. See the Harley-Davidson Handlebar Installation Requirements document for additional components required for installation. Handlebar height is regulated in many locations. Check local laws to ensure your motorcycle meets applicable regulations.

Fits '23-later FLHXSE and '24-later FLHX and FLHXU models. Requires separate purchase of additional components.

55801492	Black.
55801491	Chrome.

See your Dealer for cables, lines and additional installation components required, or visit www.H-D.com/shop and search part number 55801491 or 55801492.

B. BATWING TALLBOY® HANDLEBAR

The Batwing Tallboy® Handlebar is shaped to provide a tall rider with the ideal combination of shoulder, elbow and wrist position for a long day in the saddle. Extensively tested by a panel of riders between 5'-11" and 6'-3" tall, this handlebar provides a higher hand location when the installed bar is rotated to its forward position. Designed and developed in conjunction with the Harley-Davidson® Tallboy® seat for Touring models. All models require separate purchase of additional components. Street Glide® models and models with fairing-mount mirrors require separate purchase of handlebar-mounted mirrors and fairing plugs. See the Harley-Davidson Handlebar Installation Requirements document for additional components required for installation. Handlebar height is regulated in many locations. Check local laws to ensure your motorcycle meets applicable regulations.

Fits '23-later FLHXSE and '24-later FLHX and FLHXU models. Requires separate purchase of additional components, including handlebar mounted mirrors.

55801494	Black.
55801493	Chrome.


See your Dealer for cables, lines and additional installation components required, or visit www.H-D.com/shop and search part number 55801493 or 55801494.



*NOTE: Installation of some handlebars and risers may require a change in clutch and/or throttle cable and brake lines for some models. Handlebar height is regulated in many locations. Check local laws to ensure your motorcycle meets applicable regulations.

Model Family Fitment:

■ V-ROD	■ SPORTSTER	■ DYNA
■ SOFTAIL	■ TOURING	



A. BATWING REACH HANDLEBAR



B. BATWING TALLBOY HANDLEBAR



C. FUSED HANDLEBAR – BATWING – BLACK



C. FUSED HANDLEBAR – BATWING – CHROME

CONTROLS 465

Handlebars – Street Glide®

C. FUSED HANDLEBAR - BATWING

Combining the rise of a mini-ape with the edgy profile of a classic Z bar and the wrist position of a drag bar, the Fused 1.25" Handlebar delivers the renegade, fists-in-the-wind riding style you crave. See the Harley-Davidson Handlebar Installation Requirements document for additional components required for installation. Handlebar height is regulated in many locations. Check local laws to ensure your motorcycle meets applicable regulations.

Fits '24-later FLHX and FLHXU models. Does not fit CVOTM models. All models require separate purchase of additional components including handlebar mounted mirrors.

55801469	Black.
55801471	Chrome.

See your Dealer for cables, lines and additional installation components required, or visit www.H-D.com/shop and search part number 55801469 or 55801471.

*NOTE: Installation of some handlebars and risers may require a change in clutch and/or throttle cable and brake lines for some models. Handlebar height is regulated in many locations. Check local laws to ensure your motorcycle meets applicable regulations.

466 CONTROLS

Handlebars – Batwing

CHOOSE YOUR BATWING HANDLEBAR

Just about every model of Harley-Davidson® motorcycle features a different stock handlebar. Selected to complement the style or use of the bike, the handlebar may be the ideal shape for many riders, but of course, not everyone has the same physical characteristics.

Choosing a bar for your batwing fairing-equipped model is about more than just style – it's about how you approach the road. Where the bar positions your hands, wrists and arms directly affects how you feel on your motorcycle. For every set of bars, there are three factors at work: rise, pull back and width. These three measurements determine your reach to the hand controls and, therefore, your overall feeling of comfort and control.

A. ELECTRA GLIDE® CHROME HANDLEBAR*

Replace your stock polished bar with this 1.0", chrome handlebar that allows you to tuck the wires inside the bar for a clean, finished look. Identical shape to the Original Equipment Electra Glide® and Street Glide® bar, this high-quality chrome-plated handlebar is designed to be compatible for use with TGS-equipped Electra Glide® models.

56036-08 Chrome.
Fits '09-'24 Electra Glide®, Street Glide® (except '23-later FLHX and FLHXSE) and Ultra Limited® models (except CVO™ models). Does not fit Trike models. All models require separate purchase of additional components.

See your Dealer for cables, lines and additional installation components required, or visit www.H-D.com/store and search part number 56036-08.



BATWING STOCK HANDLEBAR



BATWING REACH HANDLEBAR



BATWING CHIZELED HANDLEBAR



BATWING MINI APE HANDLEBAR



A. ELECTRA GLIDE CHROME HANDLEBAR



B. BATWING REACH HANDLEBAR



C. BATWING TALLBOY HANDLEBAR



Reach Handlebars



Tallboy Handlebars

*NOTE: Installation of some handlebars and risers may require a change in clutch and/or throttle cable and brake lines for some models. Handlebar height is regulated in many locations. Check local laws to ensure your motorcycle meets applicable regulations.

Model Family Fitment:

- V-ROD
- SPORTSTER
- DYNA
- SOFTAIL
- TOURING

CONTROLS 467

Handlebars – Batwing

B. BATWING REACH® HANDLEBAR*

The Batwing Reach® Handlebar is shaped to provide all-day riding comfort for smaller-stature riders. Extensively tested by a panel of riders who stand 5'-1" to 5'-5" tall, the Reach Handlebar was ergonomically designed to provide the ideal combination of shoulder position, elbow bend and wrist angle. The bar brings the grips closer to the rider, and features a narrower width, lower height and flatter hand position. The narrow profile also brings the hands in toward the center of the vehicle for easier maneuvering.

Combining a Reach® Seat with a Reach Handlebar provides a smaller-stature rider with an optimized rider triangle and a complete fit solution.

Fits '09-'24 Electra Glide®, Street Glide® (except '23-'24 FLHXSE and '24-later FLHX), Ultra Limited™ (except '10-'13 FLHTK) and '09-'23 Trike models (except Freewheeler™). Also fits '17-later FLHTKSE and FLHXSE models. All models require separate purchase of additional components. Street Glide® models and models with fairing-mount mirrors require separate purchase of handlebar-mounted mirrors and Fairing Plugs. Does not fit with stock heated grips or accessory Black Rubber Heated Hand Grips P/N 56100034.

55800589 Chrome.

55800590 Gloss Black.

See your Dealer for cables, lines and additional installation components required, or visit www.H-D.com/store and search part number 55800589 or 55800590.

C. BATWING TALLBOY® HANDLEBAR*

The Batwing Tallboy® Handlebar is shaped to provide a tall rider with the ideal combination of shoulder, elbow and wrist positions for a long day in the saddle. The Tallboy handlebar was extensively tested by a panel of riders between 5'-11" and 6'-3" tall, resulting in a higher and flatter hand location. The bar also stretches the elbow to a natural angle, and reduces the cramped look often seen in riders with long arms.

Combining a Tallboy® Seat with a Tallboy Handlebar provides the rider with an optimized rider triangle and a complete fit solution.

Fits '09-'24 Electra Glide®, Street Glide® (except '23-later FLHX and FLHXSE), Ultra Limited® (except '10-'13 FLHTK) and '09-later Trike models (except Freewheeler®). Does not fit CVO™ models. All models require separate purchase of additional components. Street Glide® models and models with fairing-mount mirrors require separate purchase of handlebar-mounted mirrors and Fairing Plugs. Does not fit with stock heated grips or accessory Black Rubber Heated Hand Grips P/N 56100034.

55800591 Chrome.

55800592 Gloss Black.

See your Dealer for cables, lines and additional installation components required, or visit www.H-D.com/store and search part number 55800591 or 55800592.

*NOTE: Installation of some handlebars and risers may require a change in clutch and/or throttle cable and brake lines for some models. Handlebar height is regulated in many locations. Check local laws to ensure your motorcycle meets applicable regulations.

468 CONTROLS

Handlebars – Batwing

A. FUSED HANDLEBAR – BATWING FAIRING*

Bad to the bone attitude never looked so good. Combining the rise of a mini-ape with the edgy profile of a classic Z bar, the Batwing Fused Bar delivers the renegade, fists-in-the-wind riding style you crave. And with muscular cast corners, the cast elbows eliminate sharp internal bends to simplify the internal wiring. The 1.25" bar slims down to 1" at the base to fit with the Original Equipment handlebar clamps.

Fits '14-'24 ABS enabled Electra Glide® (except '24-later FLHX), Street Glide®, Ultra Limited®, and Tri Glide® models. Does not fit FLHTKSE models. All models require separate purchase of additional components.

55801005 Gloss Black.

See your Dealer for cables, lines and additional installation components required, or visit www.H-D.com/shop and search part number 55801005.

B. FUSED LO HANDLEBAR* – BATWING FAIRING*

Tuck and ride in style. With a low-slung rise, flat dragbar hand position and compact Z-bar design, the Batwing Fused Lo Bar places the rider in an aggressive riding posture with optimal wrist position and elbow bend for supreme riding comfort. And with muscular cast corners, the cast elbows eliminate sharp internal bends to simplify the internal wiring. The 1.25" bar slims down to 1" at the base to fit with the Original Equipment handlebar clamps.

Fits '14-'24 ABS enabled Electra Glide, Street Glide, Ultra Limited, and Tri Glide models. Does not fit FLHTKSE and '24-later FLHX models. All models require separate purchase of additional components.

55801060 Chrome.

55801061 Gloss Black.

See your Dealer for cables, lines and additional installation components required, or visit www.H-D.com/shop and search part number 55801060 or 55801061.



A. FUSED HANDLEBAR



B. FUSED LO HANDLEBAR

CONTROLS 469

Handlebars – Batwing

C. BATWING MINI-APE HANDLEBAR*

Throw your fists in the air with these 12.0" ape handlebar. A favorite among long-armed riders, these bars are shaped to rest your hands just above the top of the classic batwing fairing. The bars feature a tall stance and minimal amount of pull back that help to achieve a cool yet comfortable riding profile. Finished in brilliant chrome or satin black, these 1.0" handlebars accept internal wiring for a clean look.

Fits '09-'24 Electra Glide®, Street Glide® (except '23-'24 FLHX), Ultra Limited® (except '10-'13 FLHTK) and Trike (except FLRT) models. Does not fit CVO™ models. All models require separate purchase of additional components for installation. '09-'13 FLHX and models with fairing-mount mirrors require separate purchase of handlebar-mounted mirrors and Fairing Plugs. Does not fit with Original Equipment Heated Grips or accessory Black Rubber Heated Hand Grips P/N 56100034.

57474-11 Chrome.

57485-11 Satin Black.

See your Dealer for cables, lines and additional installation components required, or visit www.H-D.com/store and search part number 57474-11 or 57485-11.

D. BATWING CHIZELED HANDLEBAR*

Bring cutting edge style to your custom bagger. The Batwing Chizeled Bar combines the rise of a 12" mini-ape with the edgy profile of the classic Z bar and the wrist position of a drag bar. The result? An aggressive hands-in-the-air riding posture. The fat 1.25" bar replaces mitered and welded corners with cast seamless 90° bends for added strength and style. The cast elbows eliminate sharp internal bends to simplify internal wiring. The bar slims down to 1.0" at the base to fit with Original Equipment handlebar clamps.

Fits '14-'24 Electra Glide, Electra Glide Standard, Street Glide (except '23-later FLHX), Ultra Limited and Tri Glide® models. All models require separate purchase of additional components for installation. Street Glide models and models with fairing-mounted mirrors require separate purchase of handlebar-mounted mirrors and fairing plugs. Does not fit with Heated Hand Grips. Does not fit CVO models.

55800863 Gloss Black.

See your Dealer for cables, lines and additional installation components required, or visit www.H-D.com/store and search part number 55800863.



C. BATWING MINI-APE HANDLEBAR



D. BATWING CHIZELED HANDLEBAR

*NOTE: Installation of some handlebars and risers may require a change in clutch and/or throttle cable and brake lines for some models. Handlebar height is regulated in many locations. Check local laws to ensure your motorcycle meets applicable regulations.

*NOTE: Installation of some handlebars and risers may require a change in clutch and/or throttle cable and brake lines for some models. Handlebar height is regulated in many locations. Check local laws to ensure your motorcycle meets applicable regulations.

470 CONTROLS

Handlebars – Road Glide®

CHOOSE YOUR ROAD GLIDE® HANDLEBAR

Just about every model of Harley-Davidson® motorcycle features a different stock handlebar. Selected to complement the style or use of the bike, the handlebar may be the ideal shape for many riders, but of course, not everyone has the same physical characteristics.

Choosing a bar for your Road Glide® model is about more than just style – it's about how you approach the road. Where the bar positions your hands, wrists and arms directly affects how you feel on your motorcycle. For every set of bars, there are three factors at work: rise, pull back and width. These three measurements determine your reach to the hand controls and, therefore, your overall feeling of comfort and control.

A. ROAD GLIDE® REACH® HANDLEBAR

The Reach® Handlebar for Road Glide® models is shaped to provide all-day riding comfort for smaller stature riders. The Reach handlebar was ergonomically designed to provide the ideal combination of shoulder position, elbow bend and wrist angle. Extensively tested with panels of riders that stand 5'-1" to 5'-5" tall, the bar brings the 2 inches lower. All models require separate purchase of additional components. See the Harley-Davidson® Handlebar Installation Requirements document for additional components required for installation. Handlebar height is regulated in many locations. Check local laws to ensure your motorcycle meets applicable regulations.

Fits '23-later FLTRXSE and '24-later FLTRX. Requires separate purchase of additional components.

55801500	Black.
55801499	Chrome.

See your Dealer for cables, lines and additional installation components required, or visit www.H-D.com/shop and search part number 55801499 or 55801500.

B. ROAD GLIDE TALLBOY® HANDLEBAR

This 1.25" diameter bar features an optimized ergonomic design for taller and long-limbed riders. The bar is 2 inches taller than the Original Equipment handlebar. It is sized to accept internal wiring for a clean look. Designed for Road Glide® models. See the Harley-Davidson Handlebar Installation Requirements document for additional components required for installation. Handlebar height is regulated in many locations. Check local laws to ensure your motorcycle meets applicable regulations.

Fits '23-later FLTRXSE and '24-later FLTRX. Requires separate purchase of additional components.

55801502	Black.
55801501	Chrome.

See your Dealer for cables, lines and additional installation components required, or visit www.H-D.com/shop and search part number 55801501 or 55801502.



Reach Handlebars



Tallboy Handlebars

*NOTE: Installation of some handlebars and risers may require a change in clutch and/or throttle cable and brake lines for some models. Handlebar height is regulated in many locations. Check local laws to ensure your motorcycle meets applicable regulations.

Model Family Fitment:

 V-ROD	 SPORTSTER	 DYNA
 SOFTAIL	 TOURING	



A. ROAD GLIDE REACH HANDLEBAR



B. ROAD GLIDE TALLBOY HANDLEBAR



C. FUSED HANDLEBAR – ROAD GLIDE



D. FUSED LO HANDLEBAR – ROAD GLIDE

CONTROLS 471

Handlebars – Road Glide®

C. FUSED HANDLEBAR – ROAD GLIDE®

Combining the rise of a mini-ape with the edgy profile of a classic Z bar and the wrist position of a drag bar, the Fused 1.25" Handlebar delivers the renegade, fists-in-the-wind riding style you crave. See the Harley-Davidson® Handlebar Installation Requirements document for additional components required for installation. Handlebar height is regulated in many locations. Check local laws to ensure your motorcycle meets applicable regulations.

Fits '24-later ABS enabled Road Glide® models, (except FLTRXSTSE). All models require separate purchase of additional components.

55801477	Black.
55801479	Chrome.

See your Dealer for cables, lines and additional installation components required, or visit www.H-D.com/shop and search part number 55801477 or 55801479.

D. FUSED LO HANDLEBAR – ROAD GLIDE

With a low-slung 3" rise, flat drag-bar hand position and compact Z-bar design, the Fused Lo Handlebar places the rider in an aggressive riding posture with optimal wrist position and elbow bend for supreme riding comfort. The 1.25" bar slims down to 1" at the base to fit with the Original Equipment handlebar clamps. See the Harley-Davidson Handlebar Installation Requirements document for additional components required for installation. Handlebar height is regulated in many locations. Check local laws to ensure your motorcycle meets applicable regulations.

Fits '24-later ABS enabled Road Glide models, (except FLTRXSTSE). All models require separate purchase of additional components.

55801473	Black.
55801475	Chrome.

See your Dealer for cables, lines and additional installation components required, or visit www.H-D.com/shop and search part number 55801473 or 55801475.

*NOTE: Installation of some handlebars and risers may require a change in clutch and/or throttle cable and brake lines for some models. Handlebar height is regulated in many locations. Check local laws to ensure your motorcycle meets applicable regulations.

472 CONTROLS

Handlebars – Road Glide

A. MOTO BAR – TOURING

This 1.25" handlebar offers a much flatter bend than the Original Equipment handlebar. When combined with the required riser, it puts the rider in a more upright position and adds performance-bagger style. Gloss Black finish. The bar has a 1.25" tapered diameter. Pair with Touring Riser 6" P/N 55801485 to complete the Original Equipment custom look of the CVO™ Road Glide® ST model. See the Harley-Davidson™ Handlebar Installation Requirements document for additional components required for installation. Handlebar height is regulated in many locations. Check local laws to ensure your motorcycle meets applicable regulations.

Fits '23-later FLTRXSE and '24-later FLTRX models. Requires separate purchase of additional components, including P/N 55801485.

55801486

B. TOURING RISER – 6"

Designed to be installed with the Moto Bar handlebar, this custom riser is 2.2" taller than the Original Equipment handlebar to put the rider in a more upright position and add performance-bagger style. Gloss Black finish. Lightweight aluminum construction. Pair with the Moto Bar to complete the Original Equipment custom look of the CVO™ Road Glide® ST model. This riser is only compatible with Moto Bar handlebar P/N 55801486. See the Harley-Davidson Handlebar Installation Requirements document for additional components required for installation. Handlebar height is regulated in many locations. Check local laws to ensure your motorcycle meets applicable regulations.

Fits '23-later FLTRXSE and '24-later FLTRX models. Requires separate purchase of additional components, including P/N 55801486 and is not compatible with other handlebars.

55801485

See your Dealer for cables, lines and additional installation components required, or visit www.H-D.com/store and search part number 55801485.



A. MOTO BAR – TOURING



B. TOURING RISER – 6"

*NOTE: Installation of some handlebars and risers may require a change in clutch and/or throttle cable and brake lines for some models. Handlebar height is regulated in many locations. Check local laws to ensure your motorcycle meets applicable regulations.

CONTROLS 473

Handlebars – Road Glide

C. FUSED HANDLEBAR – ROAD GLIDE®*

Bad to the bone attitude never looked so good. Combining the rise of a mini-ape with the edgy profile of a classic Z bar and the wrist position of a drag bar, the Road Glide® Fused Bar delivers the renegade, fists-in-the-wind riding style you crave. And with muscular cast corners, the cast elbows eliminate sharp internal bends to simplify the internal wiring.

Fits '15-'24 ABS enabled Road Glide® models. All models require separate purchase of additional components. Does not fit '19-'24 CVO™ and '24-later FLTRX models.

55801007 Chrome.

55801006 Gloss Black.

See your Dealer for cables, lines and additional installation components required, or visit www.H-D.com/store and search part number 55801007 or 55801006.

D. FUSED LO HANDLEBAR* – ROAD GLIDE®*

Tuck and ride in style. With a low-slung 9.0" rise, flat drag-bar hand position and compact Z-bar design, the Road Glide® Fused Lo Bar places the rider in an aggressive riding posture with optimal wrist position and elbow bend for supreme riding comfort. And with muscular cast 90° corners, the cast elbows eliminate sharp internal bends to simplify the internal wiring.

Fits '15-'24 ABS enabled Road Glide models. All models require separate purchase of additional components. Does not fit CVO and '24 FLTRX models.

55801062 Chrome.

55801063 Gloss Black.

See your Dealer for cables, lines and additional installation components required, or visit www.H-D.com/store and search part number 55801062 or 55801063.



C. FUSED HANDLEBAR



D. FUSED LO HANDLEBAR

*NOTE: Installation of some handlebars and risers may require a change in clutch and/or throttle cable and brake lines for some models. Handlebar height is regulated in many locations. Check local laws to ensure your motorcycle meets applicable regulations.

Model Family Fitment:

V-ROD
 SPORTSTER
 DYNA

 SOFTAIL
 TOURING

474 CONTROLS

Handlebar Risers

A. TALL HANDLEBAR RISER – BLACK ANODIZED

This 5.5" riser kit gives your bike a "club"-style look along with the versatility of a traditional riser and handlebar combination. Aggressive, muscular styling combines with a black anodized finish to help you complete an eye-catching performance look. Available in 1.0" and 1.25" sizes. Top clamp sold separately.

55800854 1.25"
Fits '18-'24 FLFB, FLFBS, FLFL, FXBB, FXBBS, FXBR, FXBRS, FXDRS, FXFB, FXFBS, FXLR, FXLRS, FXST, '14-'24 Road King® models. Requires separate purchase of appropriate top clamp. Moto bar on stock and tall risers does not fit with accessory windshields on FLFB, FXBR and FXBB, FXBBS models.

55800852 1"
Fits '18-'24 FLFL, FXBB, FXBBS, FXLR, FXLRS, FXST, and '14-'24 Road King models. Requires separate purchase of appropriate top clamp. Moto bar on stock riser or tall riser does not fit with quarter fairing or accessory windshields on FXBB and FXBBS models.

B. GAUGE CLAMP KIT – BLACK

Required for installation of tall risers. Designed for motorcycles equipped with the standard digital gauge in the riser. Aluminum construction reduces weight, with aggressive, muscular styling to help complete an overall performance look on your motorcycle. Available for 1.0" or 1.25" diameter handlebars.

55900228 1.25"
Fits '18-'24 FXBB, FXBBS, FXBR, FXBRS, FXDRS, FXST models equipped with Tall Riser Kit P/N 55800854.

C. HANDLEBAR RISER & CLAMP KIT – GLOSS BLACK

Required for installation of 1.25" handlebars on select '18-later Softail® models. This straight riser gives different hand position, placing your hands and arm higher. Features a one-piece top clamp that is shaped to accept the Original Equipment clamp-mounted digital gauge package. Kit includes two curved risers and one-piece clamp.

55900194
Fits '18-'24 FXBB, FXBR, FXBRS, FXDRS and '21-'24 FXBBS models.



A. TALL HANDLEBAR RISER – BLACK ANODIZED



B. GAUGE CLAMP KIT – BLACK



C. HANDLEBAR RISER & CLAMP KIT – GLOSS BLACK

Model Family Fitment:

- V-ROD
- SPORTSTER
- DYNA
- SOFTAIL
- TOURING

CONTROLS 475

Handlebar Risers

D. FAT HANDLEBAR RISER KIT*

Designed to enable the installation of a 1.25" handlebar on models originally equipped with a 1.0" bar, these low-profile risers feature a one-piece top clamp for added support and style. Available in mirror chrome or gloss black finish, these kits include matching installation hardware.

Fits '18-'24 FLDE, FLFB, FLFBS, FLHC, FLHCS, FLSE, FLSL, and FXLR models.

55900122 Chrome.

55900123 Gloss Black.

E. FAT RISER KIT – CHROME*

This riser features a one-piece base that is designed for use with internally wired 1.25" handlebars and provides a skirt that conceals the wiring's exit from the bar. The matching handlebar clamp ties it all together. Available in mirror chrome finish, the kit includes riser, matching handlebar clamp and clamp hardware.

56929-10

Fits most 1.25" diameter handlebars. Does not fit FXSB, FXSBSE, FXBB, FXBBS, FXBR, FXBRS, FXST and Springer™ models or '21-later Touring and Trike models. Requires separate purchase of additional components. Riser height 4.1". See your dealer for details.

F. FAT BAR RISER KIT – CHROME*

Go phat with bold chrome-plated risers. Hidden fasteners create a clean, seamless look. Kit includes all necessary mounting hardware.

56916-07

Fits most 1.25" diameter handlebars. Does not fit FXSB, FXSBSE, FXBB, FXBBS, FXBR, FXBRS, FXST and Springer™ models. Requires separate purchase of additional components. Riser height 3.6". See your dealer for details.

G. CURVED PULL BACK FAT RISERS – CHROME*

These chrome-plated Curved Pull Back Risers provide a comfortable riding position for those who like the shape, width and hand position of their current handlebar, but wish it was closer. For an ergonomically friendly ride, these risers can be combined with a Harley-Davidson® Reach® Seat and Profile® Low suspension components to reduce arm stretch and to plant the feet firmly on the ground.

Fits most 1.25" handlebars. Does not fit FXSB, FXSBSE, FXBB, FXBBS, FXBR, FXBRS, FXST and Springer™ models. Requires separate purchase of additional components. See your dealer for details.

56269-09 4" Curved Riser.

56267-09 6" Curved Riser.



D. FAT HANDLEBAR RISER KIT – CHROME



D. FAT HANDLEBAR RISER KIT – GLOSS BLACK



E. FAT RISER KIT – CHROME



F. FAT BAR RISER KIT – CHROME



G. CURVED PULL BACK FAT RISERS – 4" CHROME



G. CURVED PULL BACK FAT RISERS – 6" CHROME

*NOTE: Installation of some handlebars and risers may require a change in clutch and/or throttle cable and brake lines for some models. Handlebar height is regulated in many locations. Check local laws to ensure your motorcycle meets applicable regulations.

476 CONTROLS

Handlebar Risers

A. SOFTAIL SLIM® PULL BACK RISER KIT*

Ideal for riders with a short reach or for those who prefer an upright riding position, these curved risers and the matching handlebar clamp are shaped to put the Original Equipment Softail Slim® handlebar closer to the rider. Designed for easy installation, these 4.5" high risers are compatible with the stock control cables for a low-cost conversion. Provides 1.75" of rise and 1.5" of additional pull back when compared to the stock FLS riser.

Fits most '12-'17 FLS and FLSS and '18-'24 FLSS models. '15-'17 FLS and FLSS models equipped with ABS brakes require separate purchase of Brake Line P/N 41800300. Also fits most 1.0" diameter handlebars with separate purchase of additional components. Does not fit FXRST or Springer™ models. Riser height 4.5".

55900165 Gloss Black.

B. HANDLEBAR RISER KITS – CHROME*

These chrome-plated risers provide a comfortable riding position for those who like the shape, width and hand position of their current 1.0" handlebar, but wish it was closer. For an ergonomically friendly ride, these risers can be combined with a Harley-Davidson® Reach® forward-position seat and Profile® Low suspension components to reduce arm stretch and to plant the feet firmly on the ground. Finish off the look with a Harley-Davidson® decorative handlebar clamp kit.

Fits most 1.0" handlebars. Does not fit FXBB, FXBBS, FXBR, FXBRS, FXRST, FXST and Springer™ models or '21-later Touring and Trike models. Installation may require separate purchase of handlebar clamp. Installation also may affect fitment of handlebar-mounted instruments. See your dealer for details.

56266-09 6.0" Curved Risers.

C. POLYURETHANE HANDLEBAR RISER BUSHINGS

These Handlebar Riser Bushings replace the Original Equipment stacked rubber and zinc washer combination with a long-lasting polyurethane bushing and cover. These firm bushings provide a direct link between the bar and the front fork for a solid feel – and they reduce the softness you experience when a tall or wide handlebar is installed in Original Equipment vibration-isolating rubber mounts.

56298-03A

Fits '83-later Touring models. Kit includes replacement bolts. Does not fit Trike models.

56165-03

Fits '97-'03 XL, '86-'17 Dyna® (except '08-'12 FXDB) and '86-'17 Softail® (except Springer™, FXS and FXSTD) models. '86-'93 FL Softail® models require use of '94-later riser bolts. Will not fit with Chrome Riser Cup Washer Kit P/N 56486-01.



A. SOFTAIL SLIM PULL BACK RISER KIT – GLOSS BLACK



A. SOFTAIL SLIM PULL BACK RISER KIT – GLOSS BLACK



B. HANDLEBAR RISER KIT – CHROME CURVED




C. POLYURETHANE HANDLEBAR RISER BUSHINGS



D. RISER CUP WASHER KIT – CHROME



E. HANDLEBAR CLAMP HARDWARE KIT – CHROME



F. LIVE TO RIDE HANDLEBAR CLAMP



G. CUSTOM HANDLEBAR CLAMPS

CONTROLS 477

Handlebar Risers

D. RISER CUP WASHER KIT – CHROME

Add a finishing touch to the riser on your bike. This kit includes two styled and chrome-plated washers that replace the standard metal washers below the handlebar risers. Replaces Original Equipment P/N 56159-73.

56486-01

Fits '97-'03 XL, '86-'17 Dyna® (except FXDB) and Softail® models (except Springer™, FXS and FXSTD). Does not fit with Polyurethane Handlebar Bushings P/N 56165-03.

E. HANDLEBAR CLAMP HARDWARE KIT – CHROME

Finish the show-winning look with brilliant chrome hardware. Manufactured to Original Equipment specifications, this kit replaces the zinc-plated exposed handlebar clamp bolts with chrome-plated socket head cap screws.

94451-05

Fits '05-'17 FLSTN, '94-'17 FLSTS, FLSTSB, FLSTSC, FXSTD, FXSTDSE, FXSTS and FXSTSB and '07-'08 FXSTSE models.

94452-05

Fits '06 FXD, FXDB, FXDC and FXD35, '94-'06 FXDL, '94-'05 FXDWG, '99-'00 FXR2 and FXR3, '94-'17 FLST, FXST, FXSTB, FXSTC, '94-'08 FLSTC, '94-'06 FLSTF and '93-'96 FLSTN models.

94453-05

Fits '95-'13 XL (except XL883C, XL883N, XL1200C, XL1200L, XL1200N, XL1200V and XL1200X) and '94-'05 FXD, FXDC, FXDX, FXDXT and FXDS-CONV. models.

94454-05

Fits '96-'22 XL models (except for XL50, XL883, XL1200, XL1200S, XL1200R, '02-'12 XL883R and '05-'10 XL883L), '96-'06 XL883C and XL1200C, '07-'17 Dyna, '00 FXR4, '05-'06 FLSTFSE, '10-'12 FLSTSE, '13-'17 FXSB, '16-'17 FXSE and '13-'14 FXSBSE models.

F. LIVE TO RIDE HANDLEBAR CLAMP

56178-92TA Gold.

Fits '74-'06 XL, FX, FXR, FX Dyna and FX Softail models with stock and accessory 1.0" diameter handlebar (except '96-'06 XL883C and XL1200C and '99-'06 FXR).

G. CUSTOM HANDLEBAR CLAMPS

Fits '74-'06 XL, FX, FXR, FX Dyna and FX Softail models with stock and accessory 1.0" diameter handlebar (except '96-'06 XL883C and XL1200C and '99-'06 FXR).

56567-86B Bar & Shield.

*NOTE: Installation of some handlebars and risers may require a change in clutch and/or throttle cable and brake lines for some models. Handlebar height is regulated in many locations. Check local laws to ensure your motorcycle meets applicable regulations.

*NOTE: Installation of some handlebars and risers may require a change in clutch and/or throttle cable and brake lines for some models. Handlebar height is regulated in many locations. Check local laws to ensure your motorcycle meets applicable regulations.

Model Family Fitment:

V-ROD
 SPORTSTER
 DYNA
 SOFTAIL
 TOURING

AUDIO & GAUGES



480 AUDIO & GAUGES

Rockford Fosgate® Audio

HARLEY-DAVIDSON® AUDIO POWERED BY ROCKFORD FOSGATE®

Get ready to be blown away by a sonic storm. Harley-Davidson® Audio powered by Rockford Fosgate® is designed to be the new standard of motorcycle audio performance and customization. Harley-Davidson and Rockford Fosgate have worked together to create the highest performing, most advanced audio system riders have ever experienced. This is truly Legendary Sound from two legendary brands.

Stage I Speakers

Amplify your audio experience with Harley-Davidson® Audio powered by Rockford Fosgate® Stage I speakers. These high-performance two-way speakers feature a durable injection molded woofer and a separate bridge-mounted tweeter. Each speaker is rated to handle up to 75 watts of power, and with two amplifiers up to eight speakers can be installed in a single system. Designed to fit perfectly in the Original Equipment speaker housing. These speakers deliver a significant upgrade in sound quality and power over the Original Equipment components. Harley-Davidson® audio powered by Rockford Fosgate® speakers feature a two-year warranty. Complete kit includes Left and Right speakers and grilles.

Stage II Speakers

Step up to the ultimate motorcycle audio experience. Harley-Davidson® Audio powered by Rockford Fosgate® Stage II speakers deliver ultra-clear highs, super clean mids, and ground thumping bass. These amplified three-way speakers feature a durable injection molded woofer and a separate bridge-mounted midrange and tweeter speakers. Each speaker unit is rated to handle up to 150 watts of power and designed to deliver outrageous volume with less distortion for amazing sound even at highway speeds. With two amplifiers up to eight Stage II speakers can be installed in a single system. Designed to fit perfectly in the Original Equipment speaker housing, each kit includes Left and Right speakers and custom grilles with a bright aluminum badge.

Stage I/II/III Features:

R-Tune

Equalization is specific to the motorcycle environment, designed from the ground up to be stronger and louder, to overcome road rumble and wind noise. Left and right speakers are designed to project sound directly at the rider for an enhanced audio experience.

BME (Bass Management Enhancement)

Designed to produce more bass, no matter the volume. The active amplifier DSP continually adapts to speed and road noise and maximizes the speakers' bass output to create powerful bass at any volume or speed.

IDHS™ (Inductive Damping Heat Sink)

The speaker fins push heat away from the voice coils to reduce speaker temperature and distortion to produce the clearest-possible audio.

ICC+

The Integrated Concealed Crossover boasts a hyper-efficient design and produces the clarity and output usually only found in traditional component speaker set-ups, plus the design allows for a quicker install.

The Harley-Davidson® powered by Rockford Fosgate® App

Install and fine-tune the system yourself. Smart-Install makes initial installation and upgrades incredibly fast and easy. The Harley-Davidson® powered by Rockford Fosgate® App even adapts for each new speaker added to the audio system and tailors the audio experience automatically.

M-DEQ™ (Motorcycle Dynamic EQ)

Our smart amplifier adaptively changes the EQ points in real time, meaning the tune changes to ensure incredible sound quality no matter the motorcycle speed or riding conditions.

Full Range Class-D Technology

More power and less electrical fatigue. These high-efficiency amplifiers produce class leading power and don't over-draw on the motorcycle electrical system.

Bridge Mounted Design

The offset speaker design eliminates acoustic reflection and maximizes audio output. The specific left and right Tweeters are aligned to the motorcycle rider's position -- sound is always directed for an optimal on-road audio experience.



A. HARLEY-DAVIDSON AUDIO POWERED BY ROCKFORD FOSGATE – STAGE I FAIRING SPEAKERS (76001297 SHOWN)



B. HARLEY-DAVIDSON AUDIO POWERED BY ROCKFORD FOSGATE – STAGE I SADDLEBAG SPEAKERS

AUDIO & GAUGES 481

Rockford Fosgate® Audio

A. HARLEY-DAVIDSON® AUDIO POWERED BY ROCKFORD FOSGATE® – STAGE I FAIRING SPEAKERS

Amplify your audio experience with Harley-Davidson® Audio powered by Rockford Fosgate® Stage I speakers. These high-performance two-way speakers feature a durable injection molded woofer and a separate bridge-mounted tweeter. Each speaker is rated to handle up to 75 watts of power. Designed to fit perfectly in the Original Equipment speaker housing, each kit includes Left and Right speakers and premium grilles with a black badge. These speakers deliver a significant upgrade in sound quality and power over the Original Equipment components.

H-D® Audio powered by Rockford Fosgate products are garage-ready in most cases. Following installation, simply configure your new system using the Skyline™ OS touchscreen prompts. The Element Ready™ design is purpose-built for the harsh motorcycle environment to stand up to water, dirt, UV, and motorcycle vibration, to help ensure that your audio system will stand the test of time. Vibration-tested 6.5" waterproof 4 ohm speakers feature injection molded woofer cones with a high-flux Neodymium magnet and bridge-mounted 25mm tweeter. Requires separate purchase of Harley-Davidson® Audio powered by Rockford Fosgate® - Primary Amplifier P/N 76001294. The complete kit includes retainers, hardware, Left and Right speakers and premium grilles with Harley-Davidson® Audio powered by Rockford Fosgate® badging.

76001295 Batwing Fairing. Fits '24-later FLHX and '25-later FLHXU models. Installation requires separate purchase of Harley-Davidson® Audio powered by Rockford Fosgate® - Primary Amplifier P/N 76001294.

76001297 Road Glide® Fairing. Fits '24-later FLTRX models. Installation requires separate purchase of Harley-Davidson® Audio powered by Rockford Fosgate® - Primary Amplifier P/N 76001294.

B. HARLEY-DAVIDSON® AUDIO POWERED BY ROCKFORD FOSGATE® – STAGE I SADDLEBAG SPEAKERS

Amplify your audio experience with Harley-Davidson® Audio powered by Rockford Fosgate® Stage I speakers. These high-performance two-way speakers feature a durable injection molded woofer and a separate bridge-mounted tweeter. Each speaker is rated to handle up to 75 watts of power. Designed to fit perfectly in the Original Equipment speaker housing, each kit includes left and right speakers and premium grilles with a black badge. These speakers deliver a significant upgrade in sound quality and power over the Original Equipment components.

H-D Audio powered by Rockford Fosgate products are garage-ready in most cases. Following installation, simply configure your new system using the Skyline™ OS touchscreen prompts. The Element Ready™ design is purpose-built for the harsh motorcycle environment to stand up to water, dirt, UV, and motorcycle vibration, to help ensure that your audio system will stand the test of time. Speakers mounted in saddlebag lids surround the rider and passenger with sound and increase the over-all volume of the audio system. Vibration-tested 5x7" waterproof 4 ohm speakers feature injection molded woofer cones with a high-flux Neodymium magnet and bridge-mounted 25mm Tweeter. The complete kit includes Left and Right speakers and premium grilles with Harley-Davidson® Audio powered by Rockford Fosgate® badging.

76001291 Fits '24-later, FLHX and FLRTX, and '25-later FLHXU models. Installation requires separate purchase of Harley-Davidson® Audio powered by Rockford Fosgate® - Saddlebag Speaker Install Kit P/N 76001300. Harley-Davidson® Audio powered by Rockford Fosgate® - Primary Amplifier P/N 76001294, Left and Right Color Matched Saddlebag Speaker Lids.

Model Family Fitment:

- V-ROD
- SPORTSTER
- DYNA
- SOFTAIL
- TOURING

482 AUDIO & GAUGES

Rockford Fosgate® Audio

A. HARLEY-DAVIDSON® AUDIO POWERED BY ROCKFORD FOSGATE® – STAGE II FAIRING SPEAKERS

Step up to the ultimate motorcycle audio experience. Harley-Davidson® Audio powered by Rockford Fosgate® Stage II speakers deliver ultra-clear highs, super clean mids, and ground thumping bass. These amplified three-way speakers feature a durable injection molded woofer and a separate bridge-mounted Midrange and Tweeter speakers. Each speaker unit is rated to handle up to 150 watts of power and designed to deliver outrageous volume with less distortion for amazing sound even at highway speeds. Designed to fit perfectly in the Original Equipment speaker housing, each kit includes Left and Right speakers and premium grilles with Harley-Davidson Audio powered by Rockford Fosgate badging. H-D Audio powered by Rockford Fosgate products are garage-ready in most cases. Following installation, simply configure your new system using the Skyline™ OS touchscreen prompts. The Element Ready™ design is purpose-built for the harsh motorcycle environment to stand up to water, dirt, UV, and motorcycle vibration, to help ensure that your audio system will stand the test of time. Vibration-tested 6.5" waterproof 2 ohm speakers feature injection molded woofer cones with a high-flux Neodymium magnet and 20mm Tweeter and 30mm Midrange speaker. Requires separate purchase of Harley-Davidson® Audio powered by Rockford Fosgate® - Primary Amplifier P/N 76001294. The complete kit includes retainers, hardware, Left and Right speakers and premium grilles with Harley-Davidson Audio powered by Rockford Fosgate badging.

76001296 Batwing Fairing.

Fits '24-later FLHX and '25-later FLHXU models. Factory equipped on '23-later FLHXSE models. Installation requires separate purchase of Harley-Davidson Audio powered by Rockford Fosgate – Primary Amplifier P/N 76001294.

76001298 Road Glide Fairing.

Fits '24-later FLTRX models. Factory equipped on '23-later FLTRXSE and '24-later FLTRXSTSE models. Installation requires separate purchase of Harley-Davidson Audio powered by Rockford Fosgate – Primary Amplifier P/N 76001294.



A. HARLEY-DAVIDSON AUDIO POWERED BY ROCKFORD FOSGATE – STAGE II FAIRING SPEAKERS (76001298 SHOWN)

B. HARLEY-DAVIDSON AUDIO POWERED BY ROCKFORD FOSGATE® – STAGE II SADDLEBAG SPEAKERS

Step up to the ultimate motorcycle audio experience. Harley-Davidson Audio powered by Rockford Fosgate Stage II speakers deliver ultra-clear highs, super clean mids, and ground thumping bass. These amplified three-way speakers feature a durable injection molded woofer and a separate bridge-mounted Midrange and Tweeter speakers. Each speaker unit is rated to handle up to 150 watts of power and designed to deliver outrageous volume with less distortion for amazing sound even at highway speeds. Designed to fit perfectly in the Original Equipment speaker housing, each kit includes Left and Right speakers and premium grilles with Harley-Davidson Audio powered by Rockford Fosgate badging.

H-D® Audio powered by Rockford Fosgate products are garage-ready in most cases. Following installation, simply configure your new system using the Skyline OS touchscreen prompts. The Element Ready design is purpose-built for the harsh motorcycle environment to stand up to water, dirt, UV, and motorcycle vibration, to help ensure that your audio system will stand the test of time. Speakers mounted in saddlebag lids surround the rider and passenger with sound and increase the over-all volume of the audio system. Vibration-tested 5x7" waterproof 2 ohm speakers feature injection molded woofer cones with a high-flux Neodymium magnet and 20mm Tweeter and 30mm Midrange speaker. The complete kit includes left and right speakers and premium grilles with Harley-Davidson Audio powered by Rockford Fosgate badging.

76001292

Fits '24-later FLHX, FLTRX, and FLTRXSTSE models. Factory equipped on '23-later FLHXSE and FLTRXSE models. Installation requires separate purchase of Saddlebag Speaker Install Kit P/N 76001300, Harley-Davidson Audio powered by Rockford Fosgate – Primary Amplifier P/N 76001294, and Color-Matched Saddlebag Speaker Lids.



B. HARLEY-DAVIDSON AUDIO POWERED BY ROCKFORD FOSGATE – STAGE II SADDLEBAG SPEAKERS

Model Family Fitment:

V-ROD
 SPORTSTER
 DYNA
 SOFTAIL
 TOURING

AUDIO & GAUGES 483

Rockford Fosgate® Audio

C. HARLEY-DAVIDSON® AUDIO POWERED BY ROCKFORD FOSGATE® - STAGE III FAIRING SPEAKERS

Feel the ultimate in audio power. Increase performance of the Harley-Davidson® Audio system with these 6.5" high-performance three-way speakers designed specifically to fit '23-later models with the redesigned Batwing fairing. Harley-Davidson Audio powered by Rockford Fosgate® Stage III speakers deliver ultra-clear highs, super clean mids, and ground thumping bass. Most powerful fairing speakers ever offered by Harley-Davidson increase bass and volume with a simple speaker swap. Includes Performance Red Stage III trim rings and grille inserts. H-D® Audio powered by Rockford Fosgate products are garage-ready in most cases - Following installation, simply configure your new system using the Skyline™ OS touchscreen prompts. Element Ready™ design is purpose-built for the harsh motorcycle environment to stand up to water, dirt, UV, and motorcycle vibration, to help ensure that your audio system will stand the test of time. Vibration-tested 6.5" waterproof 2-ohm speakers feature injection molded woofer cones with a massive high-flux Neodymium N48 magnet and 20mm Tweeter and 30mm Midrange speaker. Each speaker unit is rated to handle up to 250 watts of power and designed to deliver outrageous volume with less distortion for amazing sound even at highway speed. Easy plug-and-play installation in the original speaker opening.

76001456 Batwing Fairing.

Fits '23-later FLHXSE, '24-later FLHX, and '25-later FLHXU models. '24-later FLHX and '25-later FLHXU models require separate purchase of Harley-Davidson Audio powered by Rockford Fosgate – Primary Amplifier P/N 76001294.

76001457 Road Glide Fairing.

Fits '23-later FLTRXSE and '24-later FLTRX and FLTRXSTSE models. '24-later FLTRX models require separate purchase of Harley-Davidson Audio powered by Rockford Fosgate – Primary Amplifier P/N 76001294.



C. HARLEY-DAVIDSON AUDIO POWERED BY ROCKFORD FOSGATE – STAGE III FAIRING SPEAKERS (76001456 SHOWN)

D. HARLEY-DAVIDSON AUDIO POWERED BY ROCKFORD FOSGATE® – STAGE III SADDLEBAG SPEAKERS

Feel the ultimate in audio power. Increase performance of the Harley-Davidson Audio system with these 6" x 9" speakers designed specifically to fit the redesigned saddlebag lids of '23-later CVO™ Street Glide® and CVO™ Road Glide® models. Harley-Davidson Audio powered by Rockford Fosgate Stage III speakers deliver ultra-clear highs, super clean mids, and ground thumping bass.

These largest and most powerful saddlebag speakers ever offered by Harley-Davidson increase bass and volume with a simple speaker swap. H-D Audio powered by Rockford Fosgate products are garage-ready in most cases. Following installation, simply configure your new system using the Skyline™ OS touchscreen prompts. The Element Ready™ design is purpose-built for the harsh motorcycle environment to stand up to water, dirt, UV, and motorcycle vibration, to help ensure that your audio system will stand the test of time. These vibration-tested 6" x 9" waterproof 2-ohm speakers feature injection molded woofer cones with a massive high-flux Neodymium N48 magnet and 20mm Tweeter and 30mm Midrange speaker. Each speaker unit is rated to handle up to 250 watts of power and designed to deliver outrageous volume with less distortion for amazing sound even at highway speed. Speaker elements angled to the rider's head enable an even better audio experience. The speakers feature easy plug-and-play installation in the original speaker opening. The kit includes left and right speakers and premium grilles with Harley-Davidson Audio powered by Rockford Fosgate badging.

76001299 Silver Trim.

Fits '24-later FLHX, FLTRX, FLHXU and FLTRXSTSE models. For installation on '23-later FLHXSE & FLTRXSE models, purchase P/N 76001231. Installation requires separate purchase of Saddlebag Speaker Install Kit P/N 76001300, Harley-Davidson Audio powered by Rockford Fosgate – Primary Amplifier P/N 76001294, Left and Right Color Matched Saddlebag Speaker Lids.

76001231 Silver Trim.

Fits '23-later FLHXSE and FLTRXSE models.

76001499 Performance Red Trim.

Fits '23-later FLHXSE and FLTRXSE, '24-later FLHX, FLTRX, FLTRXSTSE and '25-later FLHXU models systems equipped with Harley-Davidson Audio powered by Rockford Fosgate. '24-later FLHX, FLTRX, FLTRXSTSE and '25-later FLHXU models requires separate purchase of Saddlebag Speaker Install Kit P/N 76001300, Harley-Davidson Audio powered by Rockford Fosgate – Primary Amplifier P/N 76001294 (except FLTRXSTSE), and Color-Matched Saddlebag Speaker Lids.



D. HARLEY-DAVIDSON® AUDIO POWERED BY ROCKFORD FOSGATE – STAGE III SADDLEBAG SPEAKERS (76001499 SHOWN)

484 AUDIO & GAUGES

Rockford Fosgate® Audio

A. HARLEY-DAVIDSON® AUDIO POWERED BY ROCKFORD FOSGATE® – STAGE II 4-SPEAKER KIT

Step up to the ultimate motorcycle audio experience. Harley-Davidson® Audio powered by Rockford Fosgate® Stage II speakers deliver ultra clear highs, super clean mids, and ground thumping bass. This complete 4-speaker system is conveniently packaged and ready for installation. Includes: Harley Davidson Audio powered by Rockford Fosgate Stage II Fairing Speakers and 5x7" Stage II Saddlebag Speakers, Harley Davidson Audio powered by Rockford Fosgate 500 watt Primary Amplifier and Saddlebag Speaker Installation Kit and all required installation hardware. H-D Audio powered by Rockford Fosgate products are garage ready in most cases. Following installation, simply configure your new system using the Skyline™ OS touchscreen prompts. Purpose-built for the harsh motorcycle environment to stand up to water, dirt, UV, and motorcycle vibration, to help ensure that your audio system will stand the test of time Learn More about Harley-Davidson Audio powered by Rockford Fosgate.

50700120 Street Glide®.

Fits '24-later FLHX models. Requires separate purchase of Color-Matched Saddlebag Speaker Lids.

50700121 Road Glide®.

Fits '24-later FLTRX models. Requires separate purchase of Color-Matched Saddlebag Speaker Lids.



A. HARLEY-DAVIDSON AUDIO POWERED BY ROCKFORD FOSGATE STAGE II 4-SPEAKER KIT – STREET GLIDE



A. HARLEY-DAVIDSON AUDIO POWERED BY ROCKFORD FOSGATE STAGE II 4-SPEAKER KIT – ROAD GLIDE



B. HARLEY-DAVIDSON AUDIO POWERED BY ROCKFORD FOSGATE STAGE III 4-SPEAKER KIT – STREET GLIDE



B. HARLEY-DAVIDSON AUDIO POWERED BY ROCKFORD FOSGATE STAGE III 4-SPEAKER KIT – ROAD GLIDE

Model Family Fitment:

- V-ROD
- SPORTSTER
- DYNA
- SOFTAIL
- TOURING

AUDIO & GAUGES 485

Rockford Fosgate® Audio

HARLEY-DAVIDSON® AUDIO BY ROCKFORD FOSGATE® SUBWOOFER KIT

The deep bass will turn heads when you roll up playing your Harley-Davidson® Audio powered by Rockford Fosgate® Subwoofer Kits. Designed for Touring bikes equipped with Harley-Davidson Audio powered by Rockford Fosgate® audio and Skyline™ OS, these plug-and-play 10-inch subwoofers enable heart-thumping bass while cruising around the city streets or out on the open road. Can be installed as a single subwoofer or a dual subwoofer set. All new 10" Subwoofer features ultra-premium neodymium magnets for increased performance and durability. Entire subwoofer enclosure may be removed without tools when space is needed in the saddlebags. Included saddlebag cover panel protects saddlebag contents when subwoofer is removed. Plug-and-play design is easy to install and to remove when desired. Harley-Davidson® Audio powered by Rockford Fosgate branding on subwoofer and subwoofer enclosure. Power Lock cut-out enables installation in CVO™ models with power saddlebag locks and maintains that security. Kit includes enclosure/speaker, shroud, grill, grill plug, and cutting template (for grill hole only).



C. HARLEY-DAVIDSON AUDIO BY ROCKFORD FOSGATE PRIMARY SUBWOOFER KIT

C. HARLEY-DAVIDSON AUDIO BY ROCKFORD FOSGATE PRIMARY SUBWOOFER KIT

76001376
Fits '23-later FLHXSE, FLTRXSE, '24-later FLHX, FLTRX, FLTRXSTSE and '25-later FLHXU models systems equipped with Harley-Davidson Audio powered by Rockford Fosgate. Requires separate purchase of Secondary Amplifier P/N 76001444 and Secondary Amplifier Installation Kit P/N 76001302. Digital Technician required for product activation. Dealer installation recommended.

D. HARLEY-DAVIDSON AUDIO BY ROCKFORD FOSGATE SECONDARY SUBWOOFER KIT

76001377
Fits '23-later FLHXSE, FLTRXSE, '24-later FLHX, FLTRX, FLTRXSTSE and '25-later FLHXU models systems equipped with Harley-Davidson Audio powered by Rockford Fosgate. Requires separate purchase of Secondary Amplifier P/N 76001444 and Secondary Amplifier Installation Kit P/N 76001302. Digital Technician required for product activation. Dealer installation recommended.



D. HARLEY-DAVIDSON AUDIO BY ROCKFORD FOSGATE SECONDARY SUBWOOFER KIT

E. HARLEY-DAVIDSON AUDIO BY ROCKFORD FOSGATE SECONDARY AMPLIFIER – 600 WATT

Powerful, intelligent amplifier technology engineered to perform in the demanding motorcycle environment. This new, compact amplifier is easy to install in the motorcycle saddlebag. Secondary amplifier required for Harley-Davidson Audio powered by Rockford Fosgate Secondary Subwoofer Kit P/N 76001377. Requires separate purchase of Secondary Amplifier Installation Kit P/N 76001302. 150 watts per channel x 4 @ 4 ohms 150 watts per channel x 4 @ 2 ohms. Dimensions: 7.8" x 4.3" x 1.9".

76001444
Fits '23-later FLHXSE, FLTRXSE, '24-later FLHX, FLTRX, FLTRXSTSE and '25-later FLHXU models systems equipped with Harley-Davidson Audio powered by Rockford Fosgate and a Primary Subwoofer P/N 76001376 and/or Secondary Subwoofer P/N 76001377. Requires separate purchase of Secondary Amplifier Installation Kit P/N 76001302. '24-later FLHX and FLTRX models require purchase of Primary Amplifier 76001294. Digital Technician required for product activation. Dealer installation recommended.



E. HARLEY-DAVIDSON AUDIO BY ROCKFORD FOSGATE SECONDARY AMPLIFIER – 600 WATT

Model Family Fitment:

- V-ROD
- SPORTSTER
- DYNA
- SOFTAIL
- TOURING

486 AUDIO & GAUGES

Rockford Fosgate® Audio

A. HARLEY-DAVIDSON® AUDIO POWERED BY ROCKFORD FOSGATE® – SADDLEBAG SPEAKER INSTALLATION KIT

The Harley-Davidson® Audio powered by Rockford Fosgate® - Saddlebag Speaker Installation Kit includes all the hardware and wiring harnesses required to install a Harley-Davidson® Audio powered by Rockford Fosgate® Saddlebag Speaker Kit. For use with Harley-Davidson® Audio powered by Rockford Fosgate® Stage I, Stage II or Stage III Saddlebag Speaker Kits. Harley-Davidson® Audio powered by Rockford Fosgate® speakers are sold separately.

76001300

Fits '24-Later FLHX, FLTRX, FLTRXSTSE and '25-later FLHXU models.



A. HARLEY-DAVIDSON AUDIO POWERED BY ROCKFORD FOSGATE – SADDLEBAG SPEAKER INSTALLATION KIT

B. HARLEY-DAVIDSON AUDIO POWERED BY ROCKFORD FOSGATE – PRIMARY AMPLIFIER – 500W

With more power, and higher performance than ever before, the Harley-Davidson® Audio powered by Rockford Fosgate® audio system pushes the boundaries of audio output on your next ride. Let's talk about power and performance - this purpose-built 4-channel amplifier produces amazing output even with its small footprint, 125 watts per channel - 500 watts in total. This supercharged integrated digital DSP amplifier provides all the audio amplification you are looking for.

The amplifier is designed for easy plug-and-play replacement of the Original Equipment 200-watt amplifier. Superior thermal management is designed to run all day and never run out of power, all without impacting the bike's electrical system. The Element Ready™ design is purpose-built for the harsh motorcycle environment to stand up to water, dirt, UV, and motorcycle vibration, to help ensure that your audio system will stand the test of time. This is the primary amplifier for all Harley-Davidson® Audio powered by Rockford Fosgate® Stage two-speaker or four-speaker systems (see fitment). H-D® Audio powered by Rockford Fosgate products are garage-ready in most cases. Following installation, simply configure your new system using the Skyline™ OS touchscreen prompts.

76001294

Fits '24-later FLHX, FLTRX and '25-later FLHXU models. Factory equipped on '23-later FLHXSE & FLTRXSE and '24-later FLTRXSTSE models.



B. HARLEY-DAVIDSON AUDIO POWERED BY ROCKFORD FOSGATE – PRIMARY AMPLIFIER – 500W

C. HARLEY-DAVIDSON AUDIO BY ROCKFORD FOSGATE SECONDARY SUBWOOFER INSTALLATION KIT

Installation kit for Harley-Davidson Audio powered by Rockford Fosgate Secondary Subwoofer Kit P/N 76001164. Includes: bulkhead with 8 pin speaker connection, internal saddlebag harness, external vehicle harness and hole template.

69203434

Fits '23-later FLHXSE and FLTRXSE and '24-later FLHX, FLTRX, and FLTRXSTSE models systems Fits '23-later FLHXSE, FLTRXSE, '24-later FLHX, FLTRX, FLTRXSTSE and '25-later FLHXU models systems equipped with Harley-Davidson Audio powered by Rockford Fosgate. Requires separate purchase of Secondary Subwoofer P/N 76001377 and Primary Subwoofer P/N 76001376.



C. HARLEY-DAVIDSON AUDIO BY ROCKFORD FOSGATE SECONDARY SUBWOOFER INSTALLATION KIT

D. HARLEY-DAVIDSON AUDIO BY ROCKFORD FOSGATE SECONDARY AMPLIFIER INSTALLATION KIT

Required for installation of Harley-Davidson Audio by Rockford Fosgate Secondary Amplifier - 600 Watt (P/N 76001444). Includes: Mount and bracket, Internal saddlebag harness, External vehicle harness, Required hardware, and Hole Template.

76001302

Fits '23-later FLHXSE, FLTRXSE, '24-later FLHX, FLTRX, FLTRXSTSE and '25-later FLHXU models systems equipped with Harley-Davidson Audio powered by Rockford Fosgate. Requires separate purchase of Secondary Amplifier P/N 76001444 and Primary Subwoofer P/N 76001376.



D. HARLEY-DAVIDSON AUDIO BY ROCKFORD FOSGATE SECONDARY AMPLIFIER INSTALLATION KIT

Model Family Fitment:

- V-ROD
- SPORTSTER
- DYNA
- SOFTAIL
- TOURING

AUDIO & GAUGES 487

Rockford Fosgate® Audio

E. HARLEY-DAVIDSON® AUDIO POWERED BY ROCKFORD FOSGATE® – STAGE I FAIRING SPEAKERS

Upgrade Original Equipment Batwing or Road Glide® fairing speakers for more volume and improved sound quality. Vibration-tested 6.5" waterproof 4 ohm speakers feature injection molded woofer cones with a high-flux Neodymium magnet and bridge-mounted 25mm tweeter. Complete kit includes retainers, hardware, left and right speakers and grilles.

76000982 Road Glide® Fairing
Fits '14-later Road Glide and '23-later Road Glide 3 models (except '23-later FLTRXSE, '24-later FLTRX, FLTRXSE and FLTRXSTSE). Requires purchase of Fairing Speaker Install Kit P/N 76000992, Primary Amplifier P/N 76000997 and appropriate Primary Amp Install Kit. FLTRUSE requires separate purchase of CVO™ model Wire Harness P/N 76001100.

76000980 Batwing Fairing
Fits '14-later Electra Glide®, Street Glide®, Ultra Limited® and Tri Glide® models (except '23-later FLHXSE, '24-later FLHX and '25-later FLHXU). Requires purchase of Fairing Speaker Install Kit P/N 76000992, Primary Amplifier P/N 76000997 and appropriate Primary Amp Install Kit. FLHTKSE requires separate purchase of CVO™ model Wire Harness P/N 76001100.



E. HARLEY-DAVIDSON AUDIO POWERED BY ROCKFORD FOSGATE STAGE I FAIRING SPEAKERS – ROAD GLIDE

F. HARLEY-DAVIDSON AUDIO POWERED BY ROCKFORD FOSGATE – STAGE II FAIRING SPEAKERS

Upgrade Original Equipment Batwing or Road Glide fairing speakers for more volume and improved sound quality. Vibration-tested 6.5" waterproof 2 ohm speakers feature injection molded woofer cones with a high-flux Neodymium magnet and 20mm Tweeter and 30mm Midrange speaker. Complete kit includes retainers, hardware, Left and Right speakers and grilles.

76000983 Road Glide® Fairing
Fits '14-later Road Glide and '23-later Road Glide 3 models (except '23-later FLTRXSE, '24-later FLTRX and FLTRXSTSE and '25-later FLHXU). Requires purchase of Fairing Speaker Install Kit P/N 76000992, Primary Amplifier P/N 76000997 and appropriate Primary Amp Install Kit. FLTRUSE requires separate purchase of CVO model Wire Harness P/N 76001100.

76000981 Batwing Fairing.
Fits '14-later Electra Glide, Street Glide, Ultra Limited and Tri Glide models (except '23-later FLHXSE, '24-later FLHX). Requires purchase of Fairing Speaker Install Kit P/N 76000992, Primary Amplifier P/N 76000997 and appropriate Primary Amp Install Kit. FLHTKSE requires separate purchase of CVO model Wire Harness P/N 76001100.



E. HARLEY-DAVIDSON AUDIO POWERED BY ROCKFORD FOSGATE STAGE I FAIRING SPEAKERS – BATWING



F. HARLEY-DAVIDSON AUDIO POWERED BY ROCKFORD FOSGATE STAGE II FAIRING SPEAKERS – ROAD GLIDE

G. HARLEY-DAVIDSON AUDIO POWERED BY ROCKFORD FOSGATE – FAIRING SPEAKER INSTALLATION KIT

Kit includes wiring harnesses required to install Harley-Davidson® Audio powered by Rockford Fosgate® Batwing or Road Glide® Fairing Speakers. Harley-Davidson® Audio powered by Rockford Fosgate® speakers are sold separately.

76000992
Fits '14-later Touring (except '23-later FLHXSE, FLTRXSE, '24-later FLHX, FLTRX and FLTRXSTSE and '25-later FLHXU) and FLHTCUTG models (except CVO). For use with Harley-Davidson® Audio powered by Rockford Fosgate® Stage I or Stage II Fairing Speaker Kits.



F. HARLEY-DAVIDSON AUDIO POWERED BY ROCKFORD FOSGATE STAGE II FAIRING SPEAKERS – BATWING



G. HARLEY-DAVIDSON AUDIO POWERED BY ROCKFORD FOSGATE – FAIRING SPEAKER INSTALLATION KIT

Model Family Fitment:

- V-ROD
- SPORTSTER
- DYNA
- SOFTAIL
- TOURING

488 AUDIO & GAUGES

Rockford Fosgate® Audio

A. HARLEY-DAVIDSON® AUDIO POWERED BY ROCKFORD FOSGATE® – STAGE I SADDLEBAGS SPEAKERS

Turn your motorcycle into a concert hall. Speakers mounted in saddlebag lids surround rider and passenger with sound and increase the over-all volume of the audio system. Vibration-tested 5x7" waterproof 4 ohm speakers feature injection molded woofer cones with a high-flux Neodymium magnet and bridge-mounted 25mm tweeter. Complete kit includes left and right speakers and grilles.

76000986

Fits '14-later Touring models (except '14-'16 FLHXSE and FLTRXSE, '23-later FLHXSE and FLTRXSE and '24-later FLHX, FLTRX and FLTRXSTSE and '25-later FLHXU). Requires separate purchase of Saddlebag Speaker Install Kit P/N 76000979 and appropriate Amplifier and Amplifier Install Kit. FLHTKSE and FLTRUSE require separate purchase of CVO™ model Wire Harness P/N 76001100.

B. HARLEY-DAVIDSON AUDIO POWERED BY ROCKFORD FOSGATE® – STAGE II SADDLEBAGS SPEAKERS

Turn your motorcycle into a concert hall. Speakers mounted in saddlebag lids surround rider and passenger with sound and increase the over-all volume of the audio system. Vibration-tested 5x7" waterproof 2 ohm speakers feature injection molded woofer cones with a high-flux Neodymium magnet and 20mm tweeter and 30mm midrange speakers. Complete kit includes hardware, Left and Right speakers and grilles.

76000987

Fits '14-later Touring models (except '14-later FLHRC, '14-'16 FLHTKSE, '15-'20 and '23-later FLHXSE, FLTRXSE, '24-later FLHX, FLTRX and FLTRXSTSE and '25-later FLHXU models). Requires separate purchase of Saddlebag Speaker Install Kit P/N 76000979 and appropriate Amplifier and Amplifier Install Kit. '17-'21 FLHTKSE and '15-later FLTRUSE require separate purchase of CVO Wire Harness P/N 76001100.

C. HARLEY-DAVIDSON AUDIO POWERED BY ROCKFORD FOSGATE® – SADDLEBAG SPEAKER INSTALLATION KIT

Kit includes all the hardware and wiring harnesses required to install a Harley-Davidson® Audio powered by Rockford Fosgate® Saddlebag Speaker Kit. Harley-Davidson® audio powered by Rockford Fosgate® speakers are sold separately. Requires separate purchase of Left and Right Color Matched Saddlebag Speaker Lids.

76000979

Fits '14-later Touring models (except '23-later FLHXSE and FLTRXSE and '24-later FLHX, FLTRX and FLTRXSTSE and '25-later FLHXU). For use with Harley-Davidson® Audio powered by Rockford Fosgate® Stage I or Stage II Saddlebag Speaker Kits. CVO models separate of CVO Wire Harness P/N 76001100.



HARLEY-DAVIDSON AUDIO POWERED BY ROCKFORD FOSGATE SADDLEBAGS SPEAKERS – STAGE II SHOWN



A. HARLEY-DAVIDSON AUDIO POWERED BY ROCKFORD FOSGATE – STAGE I SADDLEBAGS SPEAKERS



B. HARLEY-DAVIDSON AUDIO POWERED BY ROCKFORD FOSGATE – STAGE II SADDLEBAGS SPEAKERS



C. HARLEY-DAVIDSON AUDIO POWERED BY ROCKFORD FOSGATE – SADDLEBAG SPEAKER INSTALLATION KIT



HARLEY-DAVIDSON AUDIO POWERED BY ROCKFORD FOSGATE TOUR-PAK / AIR COOLED FAIRING LOWER SPEAKERS – STAGE II SHOWN ON TOUR-PAK



D. HARLEY-DAVIDSON AUDIO POWERED BY ROCKFORD FOSGATE – STAGE I TOUR-PAK / AIR-COOLED FAIRING LOWER SPEAKERS



E. HARLEY-DAVIDSON AUDIO POWERED BY ROCKFORD FOSGATE – STAGE II TOUR-PAK / AIR-COOLED FAIRING LOWER SPEAKERS



F. HARLEY-DAVIDSON AUDIO POWERED BY ROCKFORD FOSGATE – TOUR-PAK SPEAKER INSTALLATION KIT



G. HARLEY-DAVIDSON AUDIO POWERED BY ROCKFORD FOSGATE – AIR-COOLED FAIRING LOWER SPEAKER INSTALLATION KIT

AUDIO & GAUGES 489

Rockford Fosgate® Audio

D. HARLEY-DAVIDSON® AUDIO POWERED BY ROCKFORD FOSGATE® – STAGE I TOUR-PAK® / AIR COOLED FAIRING LOWER SPEAKERS

Upgrade Original Equipment Tour-Pak® carrier speakers for more volume and improved sound quality. Adding fairing lower speakers to your current two-speaker or four-speaker system increases the available sound pressure level, permitting higher listening volume, lower distortion, and improved clarity at highway speeds. Vibration-tested 6.5" waterproof 4 ohm speakers feature injection molded woofer cones with a high-flux Neodymium magnet and bridge-mounted 25mm tweeter. Complete kit includes left and right speakers and grilles.

76000984

Fits '14-later Touring models (except '23-later FLHXSE, FLTRXSE and '24-later FLHX, FLTRX and FLTRXSTSE and '25-later FLHXU) equipped with a Tour-Pak carrier or Air-Cooled Fairing Lower. Also Fits '14-later FLHTCUTG models equipped with a Tour-Pak. Requires separate purchase of appropriate Speaker Install Kit, Amplifier, and Amplifier Install Kit. FLHTKSE and FLTRUSE require separate purchase of CVO™ Wire Harness P/N 76001100 when installing Tour-Pak Speakers.

E. HARLEY-DAVIDSON AUDIO POWERED BY ROCKFORD FOSGATE® – STAGE II TOUR-PAK / AIR-COOLED FAIRING LOWER SPEAKERS

Upgrade Original Equipment Tour-Pak luggage carrier speakers for more volume and improved sound quality. Adding fairing lower speakers to your current two-speaker or four-speaker system increases the available sound pressure level, permitting higher listening volume, lower distortion, and improved clarity at highway speeds. Vibration-tested 6.5" waterproof 2 ohm speakers feature injection molded woofer cones with a high-flux Neodymium magnet and 20mm tweeter and 30mm Midrange speaker. Complete kit includes left and right speakers and grilles.

76000985

Fits '14-later Touring models (except '15-'20 FLHXSE, '18-'20 FLTRXSE and '23-later FLHXSE, FLTRXSE, '24-later FLHX, FLTRX and FLTRXSTSE and '25-later FLHXU) equipped with a Tour-Pak or Air-Cooled Fairing Lower. Also Fits '14-later Tri-Glide® models equipped with a Tour-Pak carrier. Requires separate purchase of appropriate Speaker Install Kit, Amplifier, and Amplifier Install Kit. '14-'21 FLHTKSE, '15-'16 FLTRUSE and '21 FLHTCUTGSE require separate purchase of CVO Wire Harness P/N 76001100 when installing Tour-Pak Speakers. Air-Cooled Fairing Lower also require separate purchase of Color Matched Fairing Lower Speaker Front Enclosure P/N 57100233.

F. HARLEY-DAVIDSON AUDIO POWERED BY ROCKFORD FOSGATE® - TOUR PAK SPEAKER INSTALLATION KIT

Kit includes wiring harnesses required to install Harley-Davidson® Audio powered by Rockford Fosgate® Tour Pak luggage carrier Speakers. Harley-Davidson® Audio powered by Rockford Fosgate® speakers are sold separately.

76000977

Fits '14-later Touring (except '15-'20 FLHXSE, '18-'20 FLTRXSE and '23-later FLHXSE, FLTRXSE, '24-later FLHX, FLTRX and FLTRXSTSE and '25-later FLHXU) and Tri Glide models. For use with Harley-Davidson® Audio powered by Rockford Fosgate® Stage I or Stage II Tour-Pak Speaker Kits. FLHTKSE and FLTRUSE models requires separate purchase of P/N CVO™ model Wire Harness 76001100.

G. HARLEY-DAVIDSON AUDIO POWERED BY ROCKFORD FOSGATE® - AIR-COOLED FAIRING LOWER SPEAKER INSTALLATION KIT

Kit includes speaker enclosures and all hardware and wiring harnesses required to install Harley-Davidson® Audio powered by Rockford Fosgate® Air-Cooled Fairing Lower Speakers. Harley-Davidson® Audio powered by Rockford Fosgate® speakers are sold separately.

76000978

Fits '14-later Touring (except '15-'20 FLHXSE and '18-'21 FLTRXSE, '21-later FLH and '23-later FLHXSE and FLTRXSE and '24-later FLHX, FLTRX and FLTRXSTSE and '25-later FLHXU models). For use with Harley-Davidson® Audio powered by Rockford Fosgate® Stage I (P/N 76000984) or Stage II (P/N 76000985) Air-Cooled Fairing Lower Speakers Kits.

Model Family Fitment:

- V-ROD
- SPORTSTER
- DYNA
- SOFTAIL
- TOURING

490 AUDIO & GAUGES

Rockford Fosgate® Audio

A. HARLEY-DAVIDSON® AUDIO POWERED BY ROCKFORD FOSGATE® – STAGE I TWIN-COOLED™ MODELS FAIRING LOWER SPEAKERS

Adding fairing lower speakers to your current two-speaker or four-speaker system increases the available sound pressure level, permitting higher listening volume, lower distortion, and improved clarity at highway speeds. Vibration-tested 4.75" waterproof 8 ohm speakers feature injection molded woofer cones with a high-flux Neodymium magnet and bridge-mounted 20mm tweeter. Complete kit includes sub-assembly, hardware, left and right speakers and grilles.

76000988

Fits '14-later FLHTK, FLTRK and FLTRU. Also fits '17-later FLHTKSE and FLTRUSE. Requires separate purchase of Twin-Cooled™ Fairing Lower Speaker Install Kit P/N 76000991 and appropriate Amplifier and Amplifier Install Kit. FLHTKSE and FLTRUSE require purchase of CVO™ models Wire Harness P/N 76001100.



A. HARLEY-DAVIDSON AUDIO POWERED BY ROCKFORD FOSGATE TWIN-COOLED FAIRING LOWER SPEAKERS – STAGE II SHOWN

B. HARLEY-DAVIDSON AUDIO POWERED BY ROCKFORD FOSGATE – STAGE II TWIN-COOLED FAIRING LOWER SPEAKERS

Adding fairing lower speakers to your current two-speaker or four-speaker system increases the available sound pressure level, permitting higher listening volume, lower distortion, and improved clarity at highway speeds. Vibration-tested 4.7" waterproof 4 ohm speakers feature injection molded woofer cones with a high-flux Neodymium magnet and a 25mm tweeter. Complete kit includes sub-assembly, hardware, left and right speakers and grilles.

76000989

Fits '14-later FLHTK, FLTRK and FLTRU models. Also fits '17-later FLHTKSE and FLTRUSE models with separate purchase of Twin-Cooled™ models with Fairing Lower Speaker Install Kit P/N 76000991 and appropriate Amplifier and Amplifier Install Kit. FLHTKSE and FLTRUSE require purchase of CVO model Wire Harness P/N 76001100.



A/B. HARLEY-DAVIDSON AUDIO POWERED BY ROCKFORD FOSGATE TWIN-COOLED FAIRING LOWER SPEAKERS – STAGE I AND STAGE II SHOWN

C. HARLEY-DAVIDSON AUDIO POWERED BY ROCKFORD FOSGATE – TWIN-COOLED™ MODELS WITH LOWER SPEAKER INSTALLATION KIT

Kit includes speaker enclosures and all hardware and wiring harnesses required to install Harley-Davidson® Audio powered by Rockford Fosgate® Twin-Cooled™ models with Fairing Lower Speakers. Harley-Davidson® Audio powered by Rockford Fosgate® speakers are sold separately.

76000991

Fits '14-later FLHTK, FLTRK, FLTRU, FLTRUSE and '17-later FLHTKSE models. Does not fit '14-'16 FLHTKSE, FLHXSE and FLTRXSE. For use with Harley-Davidson® Audio powered by Rockford Fosgate® Stage I or Stage II Twin-Cooled Fairing Lower Speaker Kits. FLHTKSE and FLTRUSE require purchase of CVO Wire Harness P/N 76001100.



C. HARLEY-DAVIDSON AUDIO POWERED BY ROCKFORD FOSGATE –TWIN-COOLED™ LOWER SPEAKER INSTALLATION KIT

D. HARLEY-DAVIDSON AUDIO POWERED BY ROCKFORD FOSGATE – CVO MODEL WIRE HARNESS

Use this Harness Kit to upgrade certain CVO model motorcycles to a Harley-Davidson® Audio powered by Rockford Fosgate® system. Harley-Davidson® Audio powered by Rockford Fosgate® speakers are sold separately.

76001100

Fits '14-'21 FLHTKSE and '15-'16 FLTRUSE models. Does not fit with Fairing Lower Speaker on '14-'16 FLHTKSE.



D. HARLEY-DAVIDSON AUDIO POWERED BY ROCKFORD FOSGATE – CVO MODEL WIRE HARNESS



E. HARLEY-DAVIDSON AUDIO POWERED BY ROCKFORD FOSGATE – AMPLIFIER 400W 4 CHANNEL W/ DSP (PRIMARY)



F. HARLEY-DAVIDSON AUDIO POWERED BY ROCKFORD FOSGATE – AMPLIFIER 400W 4-CHANNEL (SECONDARY)

AUDIO & GAUGES 491

Rockford Fosgate® Audio

HARLEY-DAVIDSON® AUDIO POWERED BY ROCKFORD FOSGATE® AMPLIFIER

Powerful, intelligent amplifier technology engineered to perform in the demanding motorcycle environment. This new, compact amplifier is easy to install in the motorcycle saddlebag. R-Tune: Equalization is specific to the motorcycle environment, designed from the ground up to be stronger and louder, to overcome road rumble and wind noise. Left and right speakers are designed to project sound directly at the rider for an enhanced audio experience. M-DEQ™ (Motorcycle Dynamic EQ): Our smart amplifier adaptively changes the EQ points in real time, meaning the tune changes to ensure incredible sound quality no matter the motorcycle speed or riding conditions. BME (Bass Management Enhancement): Designed to produce more bass, no matter the volume. The active amplifier DSP continually adapts to speed and road noise and maximizes the speakers' bass output to create powerful bass at any volume or speed. Computer Controlled Digital Signal Processing: Smart control, agile configurations. This intelligent amplifier continuously adapts to your speaker set-up. When you step up to the next audio stage or add additional speakers, the amplifier adjusts signal and output and is ready to deliver the sound quality and SPL you demand. Full Range Class-D Technology: More power and less electrical fatigue. These high-efficiency amplifiers produce class leading power and don't over-draw on the motorcycle electrical system. Ridiculously Rugged: Built stronger and ready to go anywhere. This amplifier was designed and tested over 80 hours to perform in the harshest conditions, no matter the heat or environment. So, anywhere you and your bike can go, our amplifiers can too. Rated Power: 50 watts per channel x 4 @ 4ohms; 100 watts per channel x 4 @ 2ohms Dimensions: 8.13" x 5.39" x 2.01"

E. HARLEY-DAVIDSON AUDIO POWERED BY ROCKFORD FOSGATE – PRIMARY AMPLIFIER WITH DSP

The primary amplifier for any Harley-Davidson® Audio powered by Rockford Fosgate® two-speaker or four-speaker system.

76000997

Fits '14-later Touring (except '23-later FLHXSE and FLTRXSE and '24-later FLHX, FLTRX and FLTRXSTSE and '25-later FLHXU), Road Glide® 3, and Tri-Glide® models. Requires separate purchase of appropriate Amp Installation Kit. Required for the installation of a set of 2 or 4 total Harley-Davidson® Audio powered by Rockford Fosgate® Stage I or Stage II Speaker Kits. Does not fit with Saddlebag Guard Rails.

F. HARLEY-DAVIDSON AUDIO POWERED BY ROCKFORD FOSGATE – SECONDARY AMPLIFIER

The secondary amplifier required for any Harley-Davidson® Audio powered by Rockford Fosgate® six-speaker or eight-speaker system.

76000990

Fits '14-later Touring models (except '15-'20 and '23-later FLHXSE, '18-'20 and '23-later FLTRXSE and '24-later FLHX, FLTRX and FLTRXSTSE and '25-later FLHXU). Does not fit Trike models. Requires separate purchase of Secondary Amp Install Kit P/N 76000975. Required for the installation of 6 or 8 total Harley-Davidson® Audio powered by Rockford Fosgate® Stage I or Stage II Speaker Kits. Must be installed as a second Amplifier with Primary Amplifier Kit P/N 76000991. '22 FLTRKSE require separate purchase of P/N's (1) 69200272 2-Pin Connector, (2) 72169-07 Terminal Pin and (2) 72168-07 Terminal Socket. Does not fit with Saddlebag Guard Rails.

*NOTE: Harley-Davidson Audio powered by Rockford Fosgate products are garage ready in most cases. However in some cases, amplifiers may need to be reflashed at a dealership in order to ensure the software is the latest and greatest. The Harley-Davidson Audio powered by Rockford Fosgate mobile app will alert you regarding this necessary dealership reflash. Vehicles with Boom!™ Box 4.3 and Boom! Box 6.5 GT Radios require a dealer Digital Technician II flash. Vehicles with Boom! Box GTS radios require the latest software from www.harley-davidson.com.

Model Family Fitment:

- V-ROD
- SPORTSTER
- DYNA
- SOFTAIL
- TOURING

492 AUDIO & GAUGES

Rockford Fosgate® Audio

A. HARLEY-DAVIDSON® AUDIO POWERED BY ROCKFORD FOSGATE® – PRIMARY AMPLIFIER INSTALLATION KIT

Kit includes the hardware and wiring harnesses required to install a Harley-Davidson® Audio powered by Rockford Fosgate® Primary Amplifier. Harley-Davidson® Audio powered by Rockford Fosgate® speakers are sold separately.

76000974

Fits '17-later Touring models (except '23-later FLHXSE and FLTRXSE and '24-later FLHX, FLTRX and FLTRXSTSE and '25-later FLHXU). For use with Primary Amplifier Kit P/N 76000997. FLHTKSE and FLTRUSE require separate of Harness Kit P/N 76001100.

76001045

Fits '14-'16 Touring models (except FLHXSE and FLTRXSE). For use with Harley-Davidson® Audio powered by Rockford Fosgate® Amplifier Kit P/N 76000997. FLHTKSE and FLTRUSE require separate purchase of CVO™ model Wire Harness P/N 76001100.



A. HARLEY-DAVIDSON AUDIO POWERED BY ROCKFORD FOSGATE – PRIMARY AMPLIFIER INSTALLATION KIT

B. HARLEY-DAVIDSON AUDIO POWERED BY ROCKFORD FOSGATE – SECONDARY AMPLIFIER INSTALLATION KIT

Kit includes the hardware and wiring harnesses required to install a Harley-Davidson® Audio powered by Rockford Fosgate® Secondary Amplifier. Harley-Davidson® Audio powered by Rockford Fosgate® speakers are sold separately.

76000975

Fits '14-later Touring models (except '15-'20 and '23-later FLHXSE and '18-'20 and '23-later FLTRXSE, '24-later FLHX, FLTRX and FLTRXSTSE and '25-later FLHXU). For use with Secondary Amplifier Kit P/N 76000990. FLHTKSE and FLTRUSE require separate purchase of CVO Wire Harness P/N 76001100. '22 FLTRKSE require separate purchase of P/N's (1) 69200272 2-Pin Connector, (2) 72169-07 Terminal Pin and (2) 72168-07 Terminal Socket. Does not fit with Saddlebag Guard Rails.



B. HARLEY-DAVIDSON AUDIO POWERED BY ROCKFORD FOSGATE – SECONDARY AMPLIFIER INSTALLATION KIT

C. HARLEY-DAVIDSON AUDIO POWERED BY ROCKFORD FOSGATE – TRIKE AMPLIFIER INSTALLATION KIT

Kit includes the hardware and wiring harnesses required to install a Harley-Davidson® Audio powered by Rockford Fosgate® Primary Amplifier in a Trike model. Harley-Davidson® Audio powered by Rockford Fosgate® speakers are sold separately.

76000976

Fits '17-later FLHTCUTG and '17-'21 FLHTCUTGSE models. For use with Harley-Davidson® Audio powered by Rockford Fosgate® Amplifier Kit P/N 76000997. FLHTCUTGSE models requires separate purchase of CVO Wire Harness P/N 76001100. Stock on '22 FLHTCUTGSE models.

76001046

Fits '14-'16 Trike (except Freewheeler®) models. For use with Harley-Davidson® Audio powered by Rockford Fosgate® Amplifier Kit P/N 76000997.



C. HARLEY-DAVIDSON AUDIO POWERED BY ROCKFORD FOSGATE – TRIKE AMPLIFIER INSTALLATION KIT



D. HARLEY-DAVIDSON AUDIO POWERED BY ROCKFORD FOSGATE – ROAD GLIDE 3 AMPLIFIER INSTALLATION KIT

D. HARLEY-DAVIDSON AUDIO POWERED BY ROCKFORD FOSGATE – ROAD GLIDE® 3 AMPLIFIER INSTALLATION KIT

Includes components required for installation of the Harley-Davidson® Audio powered by Rockford Fosgate® Road Glide® 3 Amplifier for a Road Glide® 3 model. For use with Primary Amplifier Kit P/N 76000997. Harley-Davidson® Audio powered by Rockford Fosgate® speakers are sold separately.

76001361

Fits '23-later FLRT models. For use with Harley-Davidson® Audio powered by Rockford Fosgate® Amplifier Kit P/N 76000997.



E. HARLEY-DAVIDSON® AUDIO POWERED BY ROCKFORD FOSGATE SUBWOOFER KIT – PRIMARY



F. HARLEY-DAVIDSON AUDIO POWERED BY ROCKFORD FOSGATE SUBWOOFER KIT – SECONDARY

AUDIO & GAUGES 493

Audio – Subwoofers

HARLEY-DAVIDSON® AUDIO POWERED BY ROCKFORD FOSGATE® SUBWOOFER KIT

The deep bass will turn heads when you roll up playing your Harley-Davidson® Audio powered by Rockford Fosgate® Subwoofer Kit. Designed for 2014-later Touring bikes equipped with Harley-Davidson® Audio powered by Rockford Fosgate® audio, these plug-and-play 10-inch subwoofers enable heart-thumping bass while cruising around the city streets or out on the open road. Can be installed as a single subwoofer or a dual subwoofer set.

- Single or dual woofer flexibility provides as much big bass sound as you want
- Entire subwoofer enclosure may be removed without tools when space is needed in the saddlebags.
- Included saddlebag cover panel protects saddlebag contents when subwoofer is removed
- Plug-and-play design is easy to install and to remove when desired
- Harley-Davidson® Audio powered by Rockford Fosgate® branding showcases the quality of this subwoofer system
- Power Lock cut-out enables installation in CVO™ models with power saddlebag locks and maintains that security

E. HARLEY-DAVIDSON AUDIO POWERED BY ROCKFORD FOSGATE SUBWOOFER KIT – PRIMARY

76001163 Primary

Fits '14-later Touring (except '23-later FLHFB, FLHXSE, FLTRXSE, '24-later FLHX, FLTRX, FLTRXSTSE and '25-later FLHXU) models in the right-side saddlebag when equipped with two or four total speakers on a Harley-Davidson® Audio powered by Rockford Fosgate® audio system. '21-'22 FLHXSE, FLTRXSE and '22 FLTRKSE requires separate purchase of Bluetooth Dongle P/N 41000771, Secondary Amp Kit P/N 76000990 and Secondary Amp Install Kit P/N 76000975. Does not fit Trike or Road King® models. Does not fit '23-later FLHFB, FLHXSE, FLTRXSE, '24-later FLHX, FLTRX and FLTRXSTSE models.

F. HARLEY-DAVIDSON AUDIO POWERED BY ROCKFORD FOSGATE SUBWOOFER KIT – SECONDARY

76001164 Secondary

Fits '14-later Touring (except '23-later FLHFB, FLHXSE, FLTRXSE, '24-later FLHX, FLTRX, FLTRXSTSE and '25-later FLHXU) models in the left-side saddlebag when equipped with two or four total speakers on a Harley-Davidson® Audio powered by Rockford Fosgate® audio system. Does not fit Trike or Road King models. Installation of second subwoofer kit requires separate purchase of Harley-Davidson® Audio powered by Rockford Fosgate® Amplifier P/N 76000990. Does not fit Trike, Road King or FLHT models. Does not fit '23-later FLHFB, FLHXSE, FLTRXSE, '24-later FLHX, FLTRX and FLTRXSTSE models.

Note: Installation of just the primary subwoofer with one set of speakers requires one primary amplifier P/N 76000997 to power the system. Installation of the primary subwoofer with four speakers, or with the the primary and secondary subwoofer with either two or four speakers requires the primary amplifier P/N 76000997 and secondary amplifier P/N 76000990 to power the system..

Model Family Fitment:

- V-ROD
- SPORTSTER
- DYNA
- SOFTAIL
- TOURING

494 AUDIO & GAUGES

Rockford Fosgate® Audio with Bluetooth

A. HARLEY-DAVIDSON® AUDIO POWERED BY ROCKFORD FOSGATE® - AMPLIFIER WITH DSP FOR ROAD KING® MODELS

Here's the foundation of the ultimate motorcycle audio experience for Harley-Davidson® Road King® motorcycles. Powerful, intelligent amplifier with digital signal processing (DSP) technology developed jointly by Harley-Davidson and Rockford Fosgate® is engineered to perform in the demanding motorcycle environment. Connects to your mobile device via Bluetooth to play stored or streaming audio through Harley-Davidson® Audio powered by Rockford Fosgate® speakers (sold separately) and turns your Road King® motorcycle into a concert hall.

- Compact amplifier is easy to install in the motorcycle saddlebag
- Power two Harley-Davidson Audio powered by Rockford Fosgate® Stage II speakers (sold separately) installed in saddlebag lids, fairing lowers, or King Tour-Pak® Luggage
- 125 watts x 2 per channel @ 4ohms; 125 x 2 watts per channel @ 2ohms
- Requires separate purchase of Amplifier Installation Kit P/N 76001113, a Harley-Davidson® Audio powered by Rockford Fosgate® Stage II speaker kit, and the applicable installation kit specific to the speaker kit
- Dimensions: 8.13" x 5.39" x 2.01"
- Learn More about the Harley-Davidson® Audio powered by Rockford Fosgate® products at Harley-Davidson.com

76001074

Fits '14-later Road King® models (except FLHRC). Requires separate purchase of installation kit P/N 76001113. Required for the installation of one Harley-Davidson® Audio powered by Rockford Fosgate® Stage II speaker kit. Does not fit with Saddlebag Guard Rails.

B. ROAD KING® AMPLIFIER INSTALLATION KIT

Includes components required for installation of Harley-Davidson® Audio powered by Rockford Fosgate® Amplifier P/N 76001074 in a Road King® model.

76001113

Fits 14-later Road King models equipped with Harley-Davidson® Audio powered by Rockford Fosgate® - Amplifier with DSP P/N 76001074.

C. HARLEY-DAVIDSON AUDIO POWERED BY ROCKFORD FOSGATE® - INNER FAIRING AUDIO KIT

A high-performance motorcycle deserves high-output audio. This kit was designed alongside the Low Rider® ST for outstanding performance and an ideal fit within the fairing. A powerful, intelligent amplifier with digital signal processing (DSP) technology developed jointly by Harley-Davidson and Rockford Fosgate® is engineered to perform in the demanding motorcycle environment. Connects to your mobile device via Bluetooth to play stored or streaming audio through a pair of built-in two-way speakers.

- Marine grade two-way speakers include a pair of 5.25" woofers and two remote tweeters aimed at the rider's ears for great audio performance
- Lightweight design has minimal impact vehicle dynamics and performance
- Plug-and play installation. One assembly includes the amplifier, speakers and housing, which replaces the original equipment inner fairing.
- Two simple wiring connections power the unit
- Uses Bluetooth 4.2 for a strong wireless connection to most devices with minimal compression for outstanding sound quality
- Connectivity with the Harley-Davidson® Audio powered by Rockford Fosgate® mobile app offers unique features like Automatic Volume Control (AVC), adjustable 7-Band EQ, and step by step system configurator.
- Compact amplifier mounts within the fairing. 250 watts of amplifier power (125 x 2 @ 4ohms / 125 x 2 @ 2ohms) for crisp, clear sound quality at any volume. Overcomes bike, environment, and helmet sound-limiting variables at all speeds

76200037

Fits '22-later FXLRST models. Original Equipment on FXRST models.



A. HARLEY-DAVIDSON AUDIO POWERED BY ROCKFORD FOSGATE – AMPLIFIER WITH DSP FOR ROAD KING® MODELS (SHOWN WITH SADDLEBAG SPEAKERS)



A. HARLEY-DAVIDSON AUDIO POWERED BY ROCKFORD FOSGATE – AMPLIFIER WITH DSP FOR ROAD KING MODELS



B. ROAD KING® AMPLIFIER INSTALLATION KIT



C. HARLEY-DAVIDSON® AUDIO POWERED BY ROCKFORD FOSGATE® – INNER FAIRING AUDIO KIT

Harley-Davidson® Audio powered by Rockford Fosgate® FITMENT GUIDE



AUDIO & GAUGES 495

Rockford Fosgate® Audio

STREET GLIDE® / STREET GLIDE ULTRA® ('24-LATER) – Skyline OS Radio

	STAGE I		STAGE II		STAGE III	
	PART NUMBER	DESCRIPTION	PART NUMBER	DESCRIPTION	PART NUMBER	DESCRIPTION
FAIRING* <i>*Reuses existing Original-Equipment wiring</i>	76001295	Stage I Bat Wing Fairing Speakers	76001296	Stage II Bat Wing Fairing Speakers	76001456	Stage III Bat Wing Fairing Speakers
SADDLEBAG** <i>**Requires separate purchase of color-matched saddlebag speaker lids</i>	76001291	Stage II Saddlebag Speakers	76001292	Stage II Saddlebag Speakers	76001299 or 76001499	Stage III Saddlebag Speakers
	76001300	Saddlebag Speaker Installation Kit	76001300	Saddlebag Speaker Installation Kit	76001300	Saddlebag Speaker Installation Kit
AMPLIFIER* <i>*Reuses existing Original-Equipment wiring</i>	76001294	Amplifier 500W 4 Channel w/DSP Primary	76001294	Amplifier 500W 4 Channel w/DSP Primary	76001294	Amplifier 500W 4 Channel w/DSP Primary

ROAD GLIDE® ('24-LATER) – Skyline OS Radio

	STAGE I		STAGE II		STAGE III	
	PART NUMBER	DESCRIPTION	PART NUMBER	DESCRIPTION	PART NUMBER	DESCRIPTION
FAIRING* <i>*Reuses existing Original-Equipment wiring</i>	76001297	Stage I Road Glide® Fairing Speakers	76001298	Stage II Road Glide Fairing Speakers	76001457	Stage III Road Glide Fairing Speakers
SADDLEBAG** <i>**Requires separate purchase of color-matched saddlebag speaker lids</i>	76001291	Stage II Saddlebag Speakers	76001292	Stage II Saddlebag Speakers	76001299 or 76001499	Stage III Saddlebag Speakers
	76001300	Saddlebag Speaker Installation Kit	76001300	Saddlebag Speaker Installation Kit	76001300	Saddlebag Speaker Installation Kit
AMPLIFIER* <i>*Reuses existing Original-Equipment wiring</i>	76001294	Amplifier 500W 4 Channel w/DSP Primary	76001294	Amplifier 500W 4 Channel w/DSP Primary	76001294	Amplifier 500W 4 Channel w/DSP Primary

ROAD GLIDE® CVO™ ST ('23-LATER) – Skyline OS Radio

	STAGE I		STAGE II		STAGE III	
	PART NUMBER	DESCRIPTION	PART NUMBER	DESCRIPTION	PART NUMBER	DESCRIPTION
FAIRING* <i>*Reuses existing Original-Equipment wiring</i>		<i>Stage I not available</i>		<i>Stage II Original Equipment</i>	76001457	Stage III Road Glide Fairing Speakers
SADDLEBAG** <i>**Requires separate purchase of color-matched saddlebag speaker lids</i>		<i>Stage I not available</i>	76001292	Stage II Saddlebag Speakers	76001299 or 76001499	Stage III Saddlebag Speakers
			76001300	Saddlebag Speaker Installation Kit	76001300	Saddlebag Speaker Installation Kit

ROAD GLIDE® CVO ('23-LATER) – Skyline OS Radio

	STAGE I		STAGE II		STAGE III	
	PART NUMBER	DESCRIPTION	PART NUMBER	DESCRIPTION	PART NUMBER	DESCRIPTION
FAIRING* <i>*Reuses existing Original-Equipment wiring</i>		<i>Stage I not available</i>		<i>Stage II Original Equipment</i>	76001457	Stage III Road Glide Fairing Speakers
SADDLEBAG		<i>Stage I not available</i>		<i>Stage II Original Equipment</i>	76001231	Stage III Saddlebag Speakers (Only)

STREET GLIDE® CVO ('23-LATER) – Skyline OS Radio

	STAGE I		STAGE II		STAGE III	
	PART NUMBER	DESCRIPTION	PART NUMBER	DESCRIPTION	PART NUMBER	DESCRIPTION
FAIRING* <i>*Reuses existing Original-Equipment wiring</i>		<i>Stage I not available</i>		<i>Stage II Original Equipment</i>	76001456	Stage III Street Glide Fairing Speakers
SADDLEBAG		<i>Stage I not available</i>		<i>Stage II Original Equipment</i>	76001231	Stage III Saddlebag Speakers (Only)



STREET GLIDE®/STREET GLIDE SPECIAL MODELS ('14-'23) – BOOM!™ Radio system

	STAGE I		STAGE II	
	PART NUMBER	DESCRIPTION	PART NUMBER	DESCRIPTION
FAIRING	76000980	Stage I Batwing Fairing Speakers	76000981	Stage II Batwing Fairing Speakers
	76000992	Fairing Speaker Installation Kit	76000992	Fairing Speaker Installation Kit
SADDLEBAG	76000986	Stage I Saddlebags Speakers	76000987	Stage II Saddlebags Speakers
	76000979	Saddlebag Speaker Installation Kit	76000979	Saddlebag Speaker Installation Kit
	<i>Requires separate purchase of color-matched saddlebag speaker lids</i>		<i>Requires separate purchase of color-matched saddlebag speaker lids</i>	
FAIRING LOWER	76000984	Stage I Tour-Pak® / Air Cooled Lower Speakers	76000985	Stage II Tour-Pak / Air-Cooled Lower Speakers
	76000978	Air-Cooled Lower Speaker Installation Kit	76000978	Air-Cooled Lower Speaker Installation Kit
	<i>Requires separate purchase of color-matched fairing lowers</i>		<i>Requires separate purchase of color-matched fairing lowers</i>	
TOUR-PAK® <i>Luggage Carrier</i>	76000984	Stage I Tour-Pak / Air Cooled Lower Speakers	76000985	Stage II Tour-Pak / Air-Cooled Lower Speakers
	76000977	Tour-Pak Speaker Installation Kit	76000977	Tour-Pak Speaker Installation Kit
	<i>Requires separate purchase of color-matched tour-pak/speaker pods</i>		<i>Requires separate purchase of color-matched tour-pak/speaker pods</i>	
AMPLIFIER <i>Required for ALL speaker setups</i>	76000997	Amplifier 400W 4 Channel w/ DSP -Primary	76000997	Amplifier 400W 4 Channel w/ DSP -Primary
	76001045	Primary Amplifier Installation Kit ('14-16 Touring; except FLHXSE/FLTRXSE)	76001045	Primary Amplifier Installation Kit ('14-16 Touring; except FLHXSE/FLTRXSE)
	76000974	Primary Amplifier Installation Kit ('17-Later Touring; except FLHXSE/FLTRXSE)	76000974	Primary Amplifier Installation Kit ('17-Later Touring; except FLHXSE/FLTRXSE)
SECONDARY AMPLIFIER <i>Required for 6-8 speaker setups only</i>	76000990	Amplifier 400W 4-channel - Secondary	76000990	Amplifier 400W 4-channel - Secondary
	76000975	Secondary Amplifier Installation Kit	76000975	Secondary Amplifier Installation Kit

ROAD KING® ('14-LATER)*

	STAGE I		STAGE II	
	PART NUMBER	DESCRIPTION	PART NUMBER	DESCRIPTION
SADDLEBAG	<i>Stage I not available</i>		76000987	Stage II Saddlebags Speakers <i>Requires separate purchase of color-matched saddlebag speaker lids</i>
LOWER FAIRING	<i>Stage I not available</i>		76000985	Tour-Pak / Air-Cooled Lower Speakers
	<i>Stage I not available</i>		76000978	Air-Cooled Lower Speaker Installation Kit
	<i>Stage I not available</i>		<i>Requires separate purchase of color-matched fairing lowers</i>	
TOUR-PAK® <i>Luggage Carrier</i>	<i>Stage I not available</i>		76000985	Stage II Tour-Pak / Air-Cooled Lower Speakers
	<i>Stage I not available</i>		76000977	Tour Pak Speaker Installation Kit
	<i>Stage I not available</i>		<i>Requires separate purchase of color-matched tour-pak/speaker pods</i>	
AMPLIFIER <i>Enables one set of speakers. Required for any Road King audio speaker</i>	<i>Stage I not available</i>		76001074	Road King® Amplifier w/ DSP
	<i>Stage I not available</i>		76001113	Road King Audio Install Kit



ROAD GLIDE®/ROAD GLIDE SPECIAL MODELS ('14-'23) – BOOM!™ Radio system

	STAGE I		STAGE II	
	PART NUMBER	DESCRIPTION	PART NUMBER	DESCRIPTION
FAIRING	76000982	Stage I Road Glide Fairing Speakers	76000983	Stage II Road Glide Fairing Speakers
	76000992	Fairing Speaker Installation Kit	76000992	Fairing Speaker Installation Kit
SADDLEBAG	76000986	Stage I Saddlebags Speakers	76000987	Stage II Saddlebags Speakers
	76000979	Saddlebag Speaker Installation Kit	76000979	Saddlebag Speaker Installation Kit
	<i>Requires separate purchase of color-matched saddlebag speaker lids</i>		<i>Requires separate purchase of color-matched saddlebag speaker lids</i>	
FAIRING LOWER	76000984	Stage I Tour-Pak® / Air Cooled Lower Speakers	76000985	Stage II Tour-Pak / Air-Cooled Lower Speakers
	76000978	Air-Cooled Lower Speaker Installation Kit	76000978	Air-Cooled Lower Speaker Installation Kit
	<i>Requires separate purchase of color-matched fairing lowers</i>		<i>Requires separate purchase of color-matched fairing lowers</i>	
TOUR-PAK® <i>Luggage Carrier</i>	76000984	Stage I Tour-Pak® / Air Cooled Lower Speakers	76000985	Stage II Tour-Pak / Air-Cooled Lower Speakers
	76000977	Tour-Pak Speaker Installation Kit	76000977	Tour-Pak Speaker Installation Kit
	<i>Requires separate purchase of color-matched tour-pak/speaker pods</i>		<i>Requires separate purchase of color-matched tour-pak/speaker pods</i>	
AMPLIFIER <i>Required for ALL speaker setups</i>	76000997	Amplifier 400W 4 Channel w/ DSP -Primary	76000997	Amplifier 400W 4 Channel w/ DSP -Primary
	76001045	Primary Amplifier Installation Kit ('14-16 Touring; except FLHXSE/FLTRXSE)	76001045	Primary Amplifier Installation Kit ('14-16 Touring; except FLHXSE/FLTRXSE)
	76000974	Primary Amplifier Installation Kit ('17-Later Touring; except FLHXSE/FLTRXSE)	76000974	Primary Amplifier Installation Kit ('17-Later Touring; except FLHXSE/FLTRXSE)
SECONDARY AMPLIFIER <i>Required for 6-8 speaker setups only</i>	76000990	Amplifier 400W 4-channel - Secondary	76000990	Amplifier 400W 4-channel - Secondary
	76000975	Secondary Amplifier Installation Kit	76000975	Secondary Amplifier Installation Kit

ULTRA LIMITED® MODELS – Twin-Cooled™ ENGINE ('14-'24) – BOOM! Radio system

	STAGE I		STAGE II	
	PART NUMBER	DESCRIPTION	PART NUMBER	DESCRIPTION
FAIRING	76000980	Stage I Batwing Fairing Speakers	76000981	Stage II Batwing Fairing Speakers
	76000992	Fairing Speaker Installation Kit	76000992	Fairing Speaker Installation Kit
SADDLEBAG	76000986	Stage I Saddlebags Speakers	76000987	Stage II Saddlebags Speakers
	76000979	Saddlebag Speaker Installation Kit	76000979	Saddlebag Speaker Installation Kit
	<i>Requires separate purchase of color-matched saddlebag speaker lids</i>		<i>Requires separate purchase of color-matched saddlebag speaker lids</i>	
FAIRING LOWER	76000988	Stage I Twin-Cooled™ Engine Fairing Lower Speakers	76000989	Stage II Twin-Cooled™ Engine Fairing Lower Speakers
	76000991	Twin-Cooled™ Engine Lower Speaker Installation Kit	76000991	Twin-Cooled™ Engine Lower Speaker Installation Kit
TOUR-PAK® <i>Luggage Carrier</i>	76000984	Stage I Tour-Pak / Air Cooled Lower Speakers	76000985	Stage II Tour-Pak / Air-Cooled Lower Speakers
	76000977	Tour-Pak Speaker Installation Kit	76000977	Tour-Pak Speaker Installation Kit
AMPLIFIER <i>Required for ALL speaker setups</i>	76000997	Amplifier 400W 4 Channel w/ DSP -Primary	76000997	Amplifier 400W 4 Channel w/ DSP -Primary
	76001045	Primary Amplifier Installation Kit ('14-16 Touring; except FLHXSE/FLTRXSE)	76001045	Primary Amplifier Installation Kit ('14-16 Touring; except FLHXSE/FLTRXSE)
	76000974	Primary Amplifier Installation Kit ('17-Later Touring; except FLHXSE/FLTRXSE)	76000974	Primary Amplifier Installation Kit ('17-Later Touring; except FLHXSE/FLTRXSE)
SECONDARY AMPLIFIER <i>Required for 6-8 speaker setups only</i>	76000990	Amplifier 400W 4-channel - Secondary	76000990	Amplifier 400W 4-channel - Secondary
	76000975	Secondary Amplifier Installation Kit	76000975	Secondary Amplifier Installation Kit



ULTRA CLASSIC® MODEL ('14-'19) – BOOM!™ Radio system

	STAGE I		STAGE II	
	PART NUMBER	DESCRIPTION	PART NUMBER	DESCRIPTION
FAIRING	76000980	Stage I Batwing Fairing Speakers	76000981	Stage II Batwing Fairing Speakers
	76000992	Fairing Speaker Installation Kit	76000992	Fairing Speaker Installation Kit
SADDLEBAG	76000986	Stage I Saddlebags Speakers	76000987	Stage II Saddlebags Speakers
	76000979	Saddlebag Speaker Installation Kit	76000979	Saddlebag Speaker Installation Kit
	<i>Requires separate purchase of color-matched saddlebag speaker lids</i>		<i>Requires separate purchase of color-matched saddlebag speaker lids</i>	
FAIRING LOWER	76000984	Stage I Tour-Pak / Air Cooled Lower Speakers	76000985	Stage II Tour-Pak / Air-Cooled Lower Speakers
	76000978	Air-Cooled Lower Speaker Installation Kit	76000978	Air-Cooled Lower Speaker Installation Kit
TOUR-PAK® <i>Luggage Carrier</i>	76000984	Stage I Tour-Pak / Air Cooled Lower Speakers	76000985	Stage II Tour-Pak / Air-Cooled Lower Speakers
	76000977	Tour-Pak Speaker Installation Kit	76000977	Tour-Pak Speaker Installation Kit
AMPLIFIER <i>Required for ALL speaker setups</i>	76000997	Amplifier 400W 4 Channel w/ DSP -Primary	76000997	Amplifier 400W 4 Channel w/ DSP -Primary
	76001045	Primary Amplifier Installation Kit ('14-16 Touring; except FLHXSE/FLTRXSE)	76001045	Primary Amplifier Installation Kit ('14-16 Touring; except FLHXSE/FLTRXSE)
	76000974	Primary Amplifier Installation Kit ('17-Later Touring; except FLHXSE/FLTRXSE)	76000974	Primary Amplifier Installation Kit ('17-Later Touring; except FLHXSE/FLTRXSE)
SECONDARY AMPLIFIER <i>Required for 6-8 speaker setups only</i>	76000990	Amplifier 400W 4-channel - Secondary	76000990	Amplifier 400W 4-channel - Secondary
	76000975	Secondary Amplifier Installation Kit	76000975	Secondary Amplifier Installation Kit

TRI GLIDE® MODEL – TWIN-COOLED™ ENGINE ('14-LATER)* – BOOM! Radio system

	STAGE I		STAGE II	
	PART NUMBER	DESCRIPTION	PART NUMBER	DESCRIPTION
FAIRING	76000980	Stage I Batwing Fairing Speakers	76000981	Stage II Batwing Fairing Speakers
	76000992	Fairing Speaker Installation Kit	76000992	Fairing Speaker Installation Kit
TOUR-PAK® <i>Luggage Carrier</i>	76000984	Stage I Tour-Pak / Air Cooled Lower Speakers	76000985	Stage II Tour-Pak / Air-Cooled Lower Speakers
	76000977	Tour-Pak Speaker Installation Kit	76000977	Tour-Pak Speaker Installation Kit
AMPLIFIER <i>Required for ALL speaker setups</i>	76000997	Amplifier 400W 4 Channel w/ DSP -Primary	76000997	Amplifier 400W 4 Channel w/ DSP -Primary
	76001046	Primary Amplifier Installation Kit ('14-'16 Trike, except Free-wheeler, models)	76001046	Primary Amplifier Installation Kit ('14-'16 Trike, except Free-wheeler, models)
	76000976	Primary Amplifier Installation Kit ('17-Later Trike, except Freewheeler®, models)	76000976	Primary Amplifier Installation Kit ('17-Later Trike, except Freewheeler®, models)
	<i>*Up to 4 Speaker Set Only on Trike Models</i>		<i>*Up to 4 Speaker Set Only on Trike Models</i>	



ROAD GLIDE® ULTRA/LIMITED MODEL – TWIN-COOLED™ ENGINE ('14-'24) – BOOM!™ Radio system

	STAGE I		STAGE II	
	PART NUMBER	DESCRIPTION	PART NUMBER	DESCRIPTION
FAIRING	76000982	Stage I Road Glide® Fairing Speakers	76000983	Stage II Road Glide Fairing Speakers
	76000992	Fairing Speaker Installation Kit	76000992	Fairing Speaker Installation Kit
SADDLEBAG	76000986	Stage I Saddlebags Speakers	76000987	Stage II Saddlebags Speakers
	76000979	Saddlebag Speaker Installation Kit	76000979	Saddlebag Speaker Installation Kit
	<i>Requires separate purchase of color-matched saddlebag speaker lids</i>		<i>Requires separate purchase of color-matched saddlebag speaker lids</i>	
FAIRING LOWER	76000988	Stage I Twin-Cooled™ Engine Fairing Lower Speakers	76000989	Stage II Twin-Cooled™ Engine Fairing Lower Speakers
	76000991	Twin-Cooled™ Engine Lower Speaker Installation Kit	76000991	Twin-Cooled™ Engine Lower Speaker Installation Kit
TOUR-PAK® <i>Luggage Carrier</i>	76000984	Stage I Tour-Pak® / Air Cooled Lower Speakers	76000985	Stage II Tour-Pak / Air-Cooled Lower Speakers
	76000977	Tour-Pak Speaker Installation Kit	76000977	Tour-Pak Speaker Installation Kit
AMPLIFIER <i>Required for ALL speaker setups</i>	76000997	Amplifier 400W 4 Channel w/ DSP -Primary	76000997	Amplifier 400W 4 Channel w/ DSP -Primary
	76001045	Primary Amplifier Installation Kit ('14-16 Touring; except FLHXSE/FLTRXSE)	76001045	Primary Amplifier Installation Kit ('14-16 Touring; except FLHXSE/FLTRXSE)
	76000974	Primary Amplifier Installation Kit ('17-Later Touring; except FLHXSE/FLTRXSE)	76000974	Primary Amplifier Installation Kit ('17-Later Touring; except FLHXSE/FLTRXSE)
SECONDARY AMPLIFIER <i>Required for 6-8 speaker setups only</i>	76000990	Amplifier 400W 4-channel - Secondary	76000990	Amplifier 400W 4-channel - Secondary
	76000975	Secondary Amplifier Installation Kit	76000975	Secondary Amplifier Installation Kit

ROAD GLIDE® 3 MODEL ('23-LATER FLTRT) – BOOM! Radio system

	STAGE I		STAGE II	
	PART NUMBER	DESCRIPTION	PART NUMBER	DESCRIPTION
FAIRING	76000982	Road Glide® Fairing Speakers	76000983	Stage II Road Glide Fairing Speakers
	76000992	Fairing Speaker Installation Kit	76000992	Fairing Speaker Installation Kit
AMPLIFIER* <i>*Reuses existing Original-Equipment wiring</i>	76000997	Amplifier 400W 4 Channel w/DSP - Primary	76000997	Amplifier 500W 4 Channel w/DSP - Primary
WIRING HARNESS	76001361	<i>Primary Amplifier Installation Kit</i>	76001361	<i>Primary Amplifier Installation Kit</i>

500 AUDIO & GAUGES

Rockford Fosgate® Audio



Harley-Davidson® Audio powered by
Rockford Fosgate® FITMENT GUIDE

CVO™ LIMITED MODEL ('14-'24) – BOOM!™ Radio system

	STAGE I		STAGE II	
	PART NUMBER	DESCRIPTION	PART NUMBER	DESCRIPTION
FAIRING	76000980	Stage I Batwing Fairing Speakers	76000981	Stage II Batwing Fairing Speakers
	76001100	Fairing Speaker Installation Kit	76001100	Fairing Speaker Installation Kit
SADDLEBAG	76000986	Stage I Saddlebags Speakers	76000987	Stage II Saddlebags Speakers
	76000979	Saddlebag Speaker Installation Kit	76000979	Saddlebag Speaker Installation Kit
FAIRING LOWER	76000988	Stage I Twin-Cooled™ Engine Fairing Lower Speakers	76000989	Stage II Twin-Cooled™ Engine Fairing Lower Speakers
	76000991	Twin-Cooled™ Engine Lower Speaker Installation Kit	76000991	Twin-Cooled™ Engine Lower Speaker Installation Kit
TOUR-PAK® <i>Luggage Carrier</i>	76000984	Stage I Tour-Pak® / Air Cooled Lower Speakers	76000985	Stage II Tour-Pak / Air-Cooled Lower Speakers
	76000977	Tour-Pak Speaker Installation Kit	76000977	Tour-Pak Speaker Installation Kit
AMPLIFIER <i>Required for ALL speaker setups</i>	76000997	Amplifier 400W 4 Channel w/ DSP -Primary	76000997	Amplifier 400W 4 Channel w/ DSP -Primary
	76001045	Primary Amplifier Installation Kit ('14-16 Touring; FLHXSE/FLTRXSE)	76001045	Primary Amplifier Installation Kit ('14-16 Touring; FLHXSE/FLTRXSE)
	76000974	Primary Amplifier Installation Kit ('17-Later Touring; except FLHXSE/FLTRXSE)	76000974	Primary Amplifier Installation Kit ('17-Later Touring; except FLHXSE/FLTRXSE)
SECONDARY AMPLIFIER <i>Required for 6-8 speaker setups only</i>	76000990	Amplifier 400W 4-channel - Secondary	76000990	Amplifier 400W 4-channel - Secondary
	76000975	Secondary Amplifier Installation Kit	76000975	Secondary Amplifier Installation Kit

CVO™ ROAD GLIDE® ULTRA MODEL ('15-16) – BOOM! Radio system

	STAGE I		STAGE II	
	PART NUMBER	DESCRIPTION	PART NUMBER	DESCRIPTION
FAIRING	76000982	Stage I Road Glide® Fairing Speakers	76000983	Stage II Road Glide Fairing Speakers
	76001100	Fairing Speaker Installation Kit	76001100	Fairing Speaker Installation Kit
SADDLEBAG	76000986	Stage I Saddlebags Speakers	76000987	Stage II Saddlebags Speakers
	76000979	Saddlebag Speaker Installation Kit	76000979	Saddlebag Speaker Installation Kit
	<i>Requires separate purchase of color-matched saddlebag speaker lids</i>		<i>Requires separate purchase of color-matched saddlebag speaker lids</i>	
FAIRING LOWER	76000988	Stage I Twin-Cooled™ Engine Fairing Lower Speakers	76000989	Stage II Twin-Cooled™ Engine Fairing Lower Speakers
	76000991	Twin-Cooled™ Engine Lower Speaker Installation Kit	76000991	Twin-Cooled™ Engine Lower Speaker Installation Kit
TOUR-PAK® <i>Luggage Carrier</i>	76000984	Stage I Tour-Pak® / Air Cooled Lower Speakers	76000985	Stage II Tour-Pak / Air-Cooled Lower Speakers
	76000977	Tour-Pak Speaker Installation Kit	76000977	Tour-Pak Speaker Installation Kit
AMPLIFIER <i>Required for ALL speaker setups</i>	76000997	Amplifier 400W 4 Channel w/ DSP -Primary	76000997	Amplifier 400W 4 Channel w/ DSP -Primary
	76001045	Primary Amplifier Installation Kit ('14-16 Touring; FLHXSE/FLTRXSE)	76001045	Primary Amplifier Installation Kit ('14-16 Touring; FLHXSE/FLTRXSE)
SECONDARY AMPLIFIER <i>Required for 6-8 speaker setups only</i>	76000990	Amplifier 400W 4-channel - Secondary	76000990	Amplifier 400W 4-channel - Secondary
	76000975	Secondary Amplifier Installation Kit	76000975	Secondary Amplifier Installation Kit

CVO™ TRI GLIDE® MODEL ('20-'21)* – BOOM! Radio system

	STAGE I		STAGE II	
	PART NUMBER	DESCRIPTION	PART NUMBER	DESCRIPTION
FAIRING	76000980	Stage I Batwing Fairing Speakers	76000981	Stage II Batwing Fairing Speakers
	76001100	Fairing Speaker Installation Kit	76001100	Fairing Speaker Installation Kit
TOUR-PAK® <i>Luggage Carrier</i>	76000984	Stage I Tour-Pak / Air Cooled Lower Speakers	76000985	Stage II Tour-Pak / Air-Cooled Lower Speakers
	76000977	Tour-Pak Speaker Installation Kit	76000977	Tour-Pak Speaker Installation Kit

Harley-Davidson® Audio powered by
Rockford Fosgate® FITMENT GUIDE



AUDIO & GAUGES 501

Rockford Fosgate® Audio

CVO™ TRI GLIDE® MODEL ('20-'21)* continued

	STAGE I		STAGE II	
	PART NUMBER	DESCRIPTION	PART NUMBER	DESCRIPTION
AMPLIFIER <i>Required for ALL speaker setups</i>	76000997	Amplifier 400W 4 Channel w/ DSP -Primary	76000997	Amplifier 400W 4 Channel w/ DSP -Primary
	76000976	Primary Amplifier Installation Kit ('17-Later Trike, except Freewheeler™, models)	76000976	Primary Amplifier Installation Kit ('17-Later Trike, except Freewheeler™, models)
		<i>*Up to 4 Speaker Set Only on Trike Models</i>	<i>*Up to 4 Speaker Set Only on Trike Models</i>	

CVO™ STREET GLIDE® MODEL ('21-'22) – BOOM!™ Radio system

	STAGE I		STAGE II	
	PART NUMBER	DESCRIPTION	PART NUMBER	DESCRIPTION
FAIRING	-	-	-	FACTORY INSTALLED
SADDLEBAG	-	-	-	FACTORY INSTALLED
FAIRING LOWER	76000984	Stage I Tour-Pak® / Air Cooled Lower Speakers	76000985	Stage II Tour-Pak / Air-Cooled Lower Speakers
	76000978	Air-Cooled Lower Speaker Installation Kit	76000978	Air-Cooled Lower Speaker Installation Kit
	<i>Requires separate purchase of color-matched fairing lowers</i>		<i>Requires separate purchase of color-matched fairing lowers</i>	
TOUR-PAK® <i>Luggage Carrier</i>	76000984	Stage I Tour-Pak / Air Cooled Lower Speakers	76000985	Stage II Tour-Pak / Air-Cooled Lower Speakers
	76000977	Tour-Pak Speaker Installation Kit	76000977	Tour-Pak Speaker Installation Kit
	<i>Requires separate purchase of color-matched tour-pak/speaker pods</i>		<i>Requires separate purchase of color-matched tour-pak/speaker pods</i>	
AMPLIFIER <i>Required for ALL speaker setups</i>	-	-	-	FACTORY INSTALLED
SECONDARY AMPLIFIER <i>Required for 6-8 speaker setups only</i>	76000990	Amplifier 400W 4-channel - Secondary	76000990	Amplifier 400W 4-channel - Secondary
	76000975	Secondary Amplifier Installation Kit	76000975	Secondary Amplifier Installation Kit

CVO™ ROAD GLIDE® MODEL ('21-'22) – BOOM! Radio system

	STAGE I		STAGE II	
	PART NUMBER	DESCRIPTION	PART NUMBER	DESCRIPTION
FAIRING	-	-	-	FACTORY INSTALLED
SADDLEBAG	-	-	-	FACTORY INSTALLED
FAIRING LOWER	76000984	Stage I Tour-Pak / Air Cooled Lower Speakers	76000985	Stage II Tour-Pak / Air-Cooled Lower Speakers
	76000978	Air-Cooled Lower Speaker Installation Kit	76000978	Air-Cooled Lower Speaker Installation Kit
	<i>Requires separate purchase of color-matched fairing lowers</i>		<i>Requires separate purchase of color-matched fairing lowers</i>	
TOUR-PAK® <i>Luggage Carrier</i>	76000984	Stage I Tour-Pak / Air Cooled Lower Speakers	76000985	Stage II Tour-Pak / Air-Cooled Lower Speakers
	76000977	Tour-Pak Speaker Installation Kit	76000977	Tour-Pak Speaker Installation Kit
	<i>Requires separate purchase of color-matched tour-pak/speaker pods</i>		<i>Requires separate purchase of color-matched tour-pak/speaker pods</i>	
AMPLIFIER <i>Required for ALL speaker setups</i>	-	-	-	FACTORY INSTALLED
SECONDARY AMPLIFIER <i>Required for 6-8 speaker setups only</i>	76000990	Amplifier 400W 4-channel - Secondary	76000990	Amplifier 400W 4-channel - Secondary
	76000975	Secondary Amplifier Installation Kit	76000975	Secondary Amplifier Installation Kit

AUDIO & GAUGES

502 AUDIO & GAUGES

Boom!™ Audio – Stage II

BOOM!™ AUDIO STAGE II COMPONENTS*

Headline your own concert tour. Big and bold is the best way to describe the musical performance you will experience when listening to your favorite band through a Boom!™ Audio Stage II sound system. The weather-proof bi-amplified, three-way, 150-watt per channel speakers feature high-excursion woofers and separate mid- and high-frequency drivers. An industry-leading driver design utilizing premium materials to deliver increased accuracy, durability, and responsiveness. Powered by a dedicated 300-watt RMS amplifier, each pair of speakers is capable of producing “filling-rattling” volume. Designed to work seamlessly with the factory installed Boom! Audio infotainment head unit, the Boom! Stage II components are system matched and feature custom-tuned static and dynamic equalization that dial in the ideal setup for your ride. And you can choose how far you want to go. From a single pair of fairing-mounted speakers and a 300-watt amp to a full bore 8-speaker, 4-amp, 1200-watt system, we’ve got you covered.

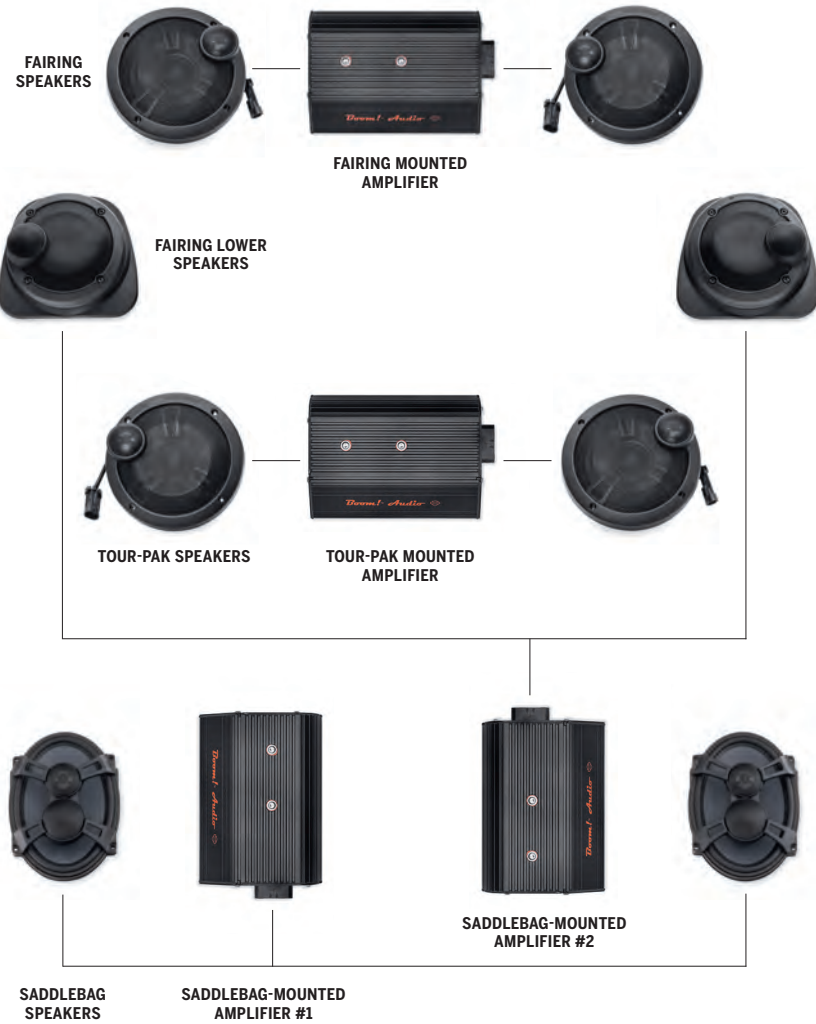
A. BOOM! AUDIO AMPLIFIER KIT

Take your music to the streets. Boom! Audio Amplifier Kits allow you to crank up the volume with significantly less distortion. The amplifier provides more power than Original Equipment radio alone, resulting in increased volume, fuller sound reproduction and reduced clipping. Unlike aftermarket amplifiers that connect between the radio and the speakers, the Boom! Audio amplifier bypasses the radio’s internal power amp to produce the cleanest sound possible. The Boom! Audio Amplifier boosts the pure source signal, minimizing any distortion generated through the speaker output. The system-matched high-output signal features optimized sound equalization for crisp, clear vocals and maximum bass response and the strong midrange response cuts through wind and road noise. The marine-grade, Class D, 4-channel, 75-watts RMS/channel amplifier (300-watt RMS total) has been designed from the ground-up for the harsh motorcycle environment. Fairing-Mounted kit includes all mounting hardware and wiring harness. Note: The use of the Boom! Audio Amplifier turns off the radio’s internal amplifier.

76000278A Fairing Mounted.
Fits '14-later Electra Glide®, Street Glide®, Ultra Limited® and Tri Glide® models equipped with a Boom! Box audio system. Does not fit '22-later CVO™ models. Dealer Digital Technician™ software update is required. Dealer installation is recommended. Separate purchase of Power Extension Harness P/N 69200921 is required if installed with Hidden AM/FM/WB Antenna P/N 76000862, Electra Glo™ Headlamp Trim Rings or Fairing Edge Lights.

76000523 Fairing Mounted.
Fits '15-later FLTRU, FLTRX and FLTRXS models. Original Equipment on '15-'20 CVO™ Road Glide® model. Dealer Digital Technician™ software update is required. Does not fit '22-later CVO models. Dealer installation is recommended. Separate purchase of Power Extension Harness P/N 69200921 is required if installed with Hidden AM/FM/WB Antenna P/N 76000862, Electra Glo Headlamp Trim Rings or Fairing Edge Lights.

76000277B Amplifier only.
Fits '14-later Touring and Tri Glide® models equipped with a Boom!™ Box audio system. Does not fit '22-later CVO models. Dealer Digital Technician™ software update is required. Dealer installation is recommended.



BOOM! AUDIO – STAGE II COMPONENTS



A. BOOM! AUDIO AMPLIFIER KIT – (76000278A SHOWN)



A. BOOM! AUDIO AMPLIFIER KIT – (76000523 SHOWN)

Model Family Fitment:

- V-ROD
- SPORTSTER
- DYNA
- SOFTAIL
- TOURING

AUDIO & GAUGES 503

Boom!™ Audio – '14-later Touring

B. BOOM!™ BOX GTS RADIO KIT

Equipped with a lightning-fast processor for quick start-up and route calculation and with even more memory than previous Boom! Infotainment Systems, the new Boom!™ Box GTS Infotainment System is an evolved interface experience. Available for riders of select Touring model motorcycles, the Boom! Box GTS Radio offers a contemporary look and feel while offering the latest mobile devices and tablet functionality but with durability and features designed specifically for motorcycling. Every element has been optimized to enhance the rider's interaction with the motorcycle and connectivity with the world to ultimately improve the Touring experience. The entire GTS system can be managed from the motorcycle hand controls. It's 6.5" GTS touchscreen is the same size as the 6.5 GT screen but all mechanical buttons and the plastic bezel are eliminated, providing a flat screen. The durable touchscreen glass performs even when used with touchscreen gloves and offers the lowest reflectivity available with minimal sun washout for exceptional visibility in all situations.

76000829A Batwing Fairing.
Fits '19-later FLHTCU, FLHTCUTG, FLHTK, and FLHX (except 24-later FLHX) models with a 4.3 Boom! Box Radio. Also fits '14-'18 FLHTCU, FLHTCUL, FLHTK, FLHTKL, FLHTKSE, FLHX, FLHXS, FLHXSE and FLHTCUTG, models with separate purchase of USB Connector P/N 69200031A. Also fits '19-later Electra Glide® Standard models with separate purchase of appropriate Hand Controls, Wiring, and Antenna.

76000834A Road Glide® Fairing.
Fits '19-later Road Glide models with a 4.3 Boom! Box Radio. Also fits '15-'18 Road Glide models with separate purchase of USB Connector P/N 76000374A. Does not fit '23-later FLTRXSE and '24-later FLTRX and FLTRXSTSE models.

C. BOOM! BOX 6.5GT RADIO KIT

The Boom! Box 6.5 GT Infotainment System is the ideal upgrade for Touring models equipped with the standard Boom! Box 4.3 radio. One look at the brilliant 6.5" display and you know that this is something special. Boom! Box 6.5GT features a low-distortion 25-watt/channel amplifier that has been optimized for great sound in an open-air environment. The result is cleaner, sharper sound at volumes up to 25% louder than previous Original Equipment radios. Built-in automatic volume control compensates for the increased noise levels as speed increases and automatically adjusts the bass and treble for optimal performance.

The feature-packed radio is factory-equipped with AM/FM radio, weather alert, integrated iPod® and USB audio device playback, map-based GPS navigation and Bluetooth® pairing of mobile phones. The 6.5GT features can be accessed via the glove-friendly touchscreen, joystick hand controls or with hands-free voice recognition. And it doesn't stop there. Optional Bike-to-Bike communication, SiriusXM® satellite radio, XM weather and traffic services and other features are also available.

For a complete rundown of the entire list of Boom! Box 6.5GT features, visit www.H-D.com/infotainment

Fits '14-'18 Touring models with the Boom!™ Box 4.3 audio system. Also fits '19-later Electra Glide Standard models with separate purchase of appropriate Hand Controls, Wiring and Antenna.

- 76000512** Europe.
- 76000232C** Rest of the world.

BOOM!™ BOX SOFTWARE UPDATE CENTER

Get the latest software for your Boom!™ Box Infotainment System here. Each highly recommended update improves the quality of the system, keeping it running at maximum effectiveness. Start by logging on to www.H-D.com/infotainment

Simply review the list, select your infotainment model number, download the file to a USB memory stick. Then insert it in your Boom! Box Infotainment System's USB port and follow the onscreen instructions to update your system.

Model Family Fitment:

- V-ROD
- SPORTSTER
- DYNA
- SOFTAIL
- TOURING



B. BOOM! BOX GTS RADIO KIT



C. BOOM! BOX 6.5GT RADIO KIT

504 AUDIO & GAUGES

Connected Services

A. HARLEY-DAVIDSON® EMBEDDED NAVIGATION

Digital license for activation of Skyline™ OS Embedded Navigation function using on-board Wi-Fi, allowing the motorcycle to communicate to the Cloud to obtain the key to unlock the NAV feature. The license activates Skyline™ OS Embedded Navigation features and includes Embedded Navigation Cloud updates* of mapping, traffic and weather. Please see www.H-D.com/Nav for full Terms & Conditions.

76100034

Fits Domestic '24 FLHX and FLTRX models. Factory equipped on '23-later FLHXSE and FLTRXSE and '24-later FLTRXSTSE models.



A. HARLEY-DAVIDSON EMBEDDED NAVIGATION

B. SIRIUSXM® SATELLITE RADIO KIT

Don't lose the radio reception in the middle of your favorite song. SiriusXM® Satellite Radio is one of the most popular add-ons for Touring models, and it allows you to listen to the same channel as you cross the country. With over 200 digital channels, you'll always find a program that satisfies your taste for music, news, entertainment and sports. The module also provides a 25% increase in data transfer bandwidth to support weather, traffic and future data services. Your radio display provides information regarding artist name, song title and channel information so you will always know what program you are listening to. Channel presets allow you to quickly access your favorite programming. Activation and monthly subscription service required with additional fee.

76000842

Fits '19-later Touring (except '23-later FLHXSE, FLTRXSE and '24-later FLHX, FLTRX and FLTRXSTSE and '25-later FLHXU) and Tri-Glide® models equipped with a Boom!™ Box GTS infotainment system.

76000351

Fits '14-'18 Touring and Tri Glide models equipped with Boom!™ Box 6.5GT audio system.

C. MUSIC AND COMMUNICATIONS KIT

Add rider headphone access to music and helmet microphone activation of voice recognition and hands-free phone features of the Boom!™ Box Radio. Plug-in wiring harness allows rider to connect a standard 7-pin DIN communications headset to the radio to maximize the use of the infotainment system's convenience features. Discrete tank port accepts 7-pin plugs for rider. Works with Boom! Audio full- and half-helmet music and communication headsets. Kit includes wiring harness, rider plug-in ports, weatherproof under-seat port cover and all necessary mounting hardware.

69200865

Fits '14-later FLHT, FLHX, FLHXS, FLHXST and '15-later FLTRX, FLTRXS and FLTRXST models (except models set up for wireless headsets, '23-later FLHXSE and FLTRXSE, and '24-later FLHX and FLTRX). Dealer Digital Technician™ software update is required.



B. SIRIUSXM SATELLITE RADIO KIT (76000842 SHOWN)



B. SIRIUSXM SATELLITE RADIO KIT (76000351 SHOWN)



C. MUSIC AND COMMUNICATIONS KIT

Model Family Fitment:

- V-ROD
- SPORTSTER
- DYNA
- SOFTAIL
- TOURING

AUDIO & GAUGES 505

WIRELESS HEADSET COMMUNICATIONS



PRODUCT	PACKTALK EDGE	FREECOM 4x	FREECOM 2x
INTERCOM			
Bluetooth®	5.2	5.2	5.2
Dynamic Mesh Communication	✓	✗	✗
Live Intercom	✓	✓	✓
Number of Riders	1-15	1- 4	1-2
Cross-Brand Connectivity	✓	✓	✓
Private Chat	✓	✗	✗
OPERATION			
Sound by JBL	✓	✓	✓
Natural Voice Operation	✓	✓	✗
Control Wheel	✓	✓	✓
Music sharing	✓	✓	✓
Voice Call Answering (VOX)	✓	✓	✓
Control Via Cardo Connect App	✓	✓	✓
Automatic Volume Control	✓	✓	✓
Speed Dial (programmable)	✓	✓	✓
Spoken Status Announcement	✓	✓	✓
CONNECTIVITY			
Phone/GPS/TFT	✓	✓	✓
2 Devices in Parallel	✓	✓	✓
Parallel Audio Streaming	✓	✓	✓
Built-in FM Radio	✓	✓	✓
Cardo Connect App	✓	✓	✓
Over-The-Air Software Updates	✓	✓	✓
GENERAL			
Waterproof	✓ IP67	✓	✓
Air Mount	✓	✗	✗
Included Speakers	40mm JBL	40mm JBL	40mm JBL
Rockford Fosgate Helmet Speaker Compatibility	76001137	76001137	76001137
Half-Helmet Kit Compatibility	76001386	76001371	76001371
Interchangeable Microphones	Hybrid & Coded	Hybrid & Coded	Hybrid & Coded
Bike to Bike Range (km/mi)	Up to 1.6km / 1mi	Up to 1.2km / 0.75mi	Up to 800m / 0.5mi
Overall Range (Between first and last rider in a large group)	Up to 8km / 5.0mi	Up to 3.6km / 2.2mi	Up to 800m / 0.5mi
Battery Talk Time	13 hrs. Fast Charge	13 hrs. Fast Charge	13 hrs. Fast Charge
Charge While Riding	✓	✓	✓
USB type C	✓	✓	✓
Warranty	3 Years	2 Years	2 Years

506 AUDIO & GAUGES

Bluetooth Products

A. HARLEY-DAVIDSON® FREECOM 4X

Developed in partnership with Cardo, the leader in wireless communication systems, the Harley-Davidson® Freecom 4x headset provides premium features in a slim and compact design with the ability to connect up to 4 riders at a range of 0.75 miles and to use voice commands (Natural Voice Operation). This full-feature unit offers Live Intercom with auto-reconnect, Over-the-Air software updates, a USB type-C charging connector and the latest Bluetooth® 5.2 technology. 40mm JBL speakers provide exceptionally clear and loud audio for reliable communication and crisp music reproduction. The Freecom 4x supports intercom communication for up to 4 riders (Range: 0.75 miles/ 1.2km). Bluetooth® 5.2 pairs with any other Bluetooth intercom headset plus auto-reconnect. Features H-D Exclusives: VOX "Voice-Operated Exchange" functionality between the rider and passenger, H-D® headsets leverage A2DP protocol to provide superior wide band communication for improved call quality and enhanced Voice Recognition (VR) experience, and integrated vehicle volume control with headset control. Features JBL 40mm stereo speakers for excellent audio quality and two Bluetooth channels to connect with mobile phone or GPS devices. Phone features include make/receive/reject calls, speed dial, and conference call with intercom. It is waterproof for all-weather riding. Over-the-Air software updates do not require a cable. Automatic Volume Control can automatically adjust your volume level based on ambient noise. The Freecom 4x has an easy-to-use control wheel. Up to 13 hours talk-time and 10 days stand-by charge, with charging time up to 2 hours for full charge; Fast Charging for 2 hours of talk after 20 minutes. With multilingual status announcements and FM radio with RDS and six station memory. The Cardo Connect App is compatible with iOS and Android.

76001366

Fits most Harley-Davidson® full face and 3/4 helmets. Also compatible with half helmets with separate purchase(s) of Freedom Line Half Helmet Kit P/N 76001371.

76001373

Dual Pack. Fits most Harley-Davidson full face and 3/4 helmets. Also compatible with half helmets with separate purchase(s) of Freedom Line Half Helmet Kit P/N 76001371.



A. HARLEY-DAVIDSON FREECOM 4X

Model Family Fitment:

- V-ROD
- SPORTSTER
- DYNA
- SOFTAIL
- TOURING

AUDIO & GAUGES 507

Bluetooth Products

B. HARLEY-DAVIDSON® FREECOM 2X

Developed in partnership with Cardo, the leader in wireless communication systems, the Harley-Davidson® Freecom 2x headset features 40mm JBL speakers for outstanding sound quality and the latest Bluetooth® 5.2 connection technology. The over-the-air software updates allow you to use the Cardo Connect App to download and install the latest software directly to your Freecom 2x, no cables needed. The Freecom 2x will keep you connected to your passenger or another rider and enhance the experience of any ride. The Freecom 2x supports intercom communication between a passenger and the rider, or rider to rider with a range of 0.5 miles/800m. Bluetooth® 5.2 pairs with any other Bluetooth intercom headset plus auto-reconnect. Features H-D Exclusives: VOX "Voice-Operated Exchange" functionality between the rider and passenger, H-D® headsets leverage A2DP protocol to provide superior wide band communication for improved call quality and enhanced Voice Recognition (VR) experience, and Integrated vehicle volume control with headset control. Features JBL 40mm stereo speakers for excellent audio quality and two Bluetooth channels to connect with mobile phone or GPS devices. Phone features include make/receive/reject calls, speed dial, and conference call with intercom. It is waterproof for all-weather riding. Over-the-Air software updates do not require a cable. Automatic Volume Control can automatically adjust your volume level based on ambient noise. Natural Voice Operation allows for "hey Cardo" functionality instead of using buttons. The Freecom 2x has an easy-to-use control wheel. Up to 13 hours talk-time and 10 days stand-by charge, with charging time up to 2 hours for full charge and Fast Charging for 2 hours of talk after 20-minute charge. Includes a USB type-C charging connection and FM radio with RDS. The Cardo Connect App is compatible with iOS and Android.

76001365

Fits most Harley-Davidson® full face and 3/4 helmets. Also compatible with half helmets with separate purchase(s) of Freedom Line Half Helmet Kit P/N 76001371.



B. HARLEY-DAVIDSON FREECOM 2X

Model Family Fitment:

- V-ROD
- SPORTSTER
- DYNA
- SOFTAIL
- TOURING



A. HARLEY-DAVIDSON FREECOM 4X



B. HARLEY-DAVIDSON FREECOM 2X

508 AUDIO & GAUGES

Bluetooth Products

A. HARLEY-DAVIDSON® PACKTALK EDGE

Developed in partnership with Cardo, the leader in wireless communication systems, the Harley-Davidson® Packtalk Edge premium headset features the latest generation of Cardo DMC (Dynamic Mesh Communication). With a one-mile (1.6km) rider-to-rider range and a DMC group range of up to five miles (8km), keeping the conversation going has never been easier or clearer. The universal Bluetooth® 5.2 intercom allows you to pair with any other Bluetooth intercom headset and the auto-reconnect ensures you don't have to manually re-pair if you ride out of range from your group. The magnetic Air Mount system provides simple, easy, and secure magnetic mounting from the Packtalk Edge unit to the mount on your helmet. The over-the-air software updates allow you to use the Cardo Connect App to download and install the latest software directly to your Packtalk Edge, no cables needed. The headset is waterproof and will not be damaged in the rain and features 40mm JBL speakers.

The Harley-Davidson Packtalk Edge features second-generation Dynamic Mesh Communication (DMC) with unparalleled intercom sound quality, easy pairing and robust performance. Rider-to-rider range of up to 1 mile / 1.6km and DMC group range of up to 5 miles / 8km. H-D Exclusives: VOX "Voice-Operated Exchange" functionality between the rider and passenger, H-D® headsets that leverage A2DP protocol to provide superior wide band communication for improved call quality and enhanced Voice Recognition (VR) experience, and integrated vehicle volume control with headset control. Features JBL 40mm stereo speakers for excellent audio quality. Harley-Davidson® Audio powered by Rockford Fosgate® Stage I Speakers P/N 76001137 (sold separately) and custom tune are available for even more low-end bass with exceptional sound quality. Bluetooth® 5.2 pairs with any other Bluetooth intercom headset plus auto-reconnect and HD Live Bluetooth® intercom. Features two Bluetooth channels to connect with mobile phone or GPS devices and a waterproof headset for all-weather riding. Over-the-Air software updates do not require a cable. The Air Mount system provides simple, easy and secure magnetic mounting from your Packtalk Edge to the mount kit on your helmet. Natural Voice Operation allows for "hey Cardo" functionality instead of using buttons. Automatic Volume Control can automatically adjust your volume level based on ambient noise. The Packtalk Edge features a unique roller-wheel interface and control panel for intuitive operation. Up to 13 hours talk-time and 10 days stand-by charge, with charging time up to 2 hours for full charge and Fast Charging for 2 hours of talk after 20-minute charge. With multilingual status announcements and FM radio with RDS and six station memory. The Cardo Connect App is compatible with iOS and Android.

76001367

Fits most Harley-Davidson® full face and 3/4 helmets. Also compatible with half helmets with separate purchase of Packtalk Edge/Line Half Helmet Kit P/N 76001386.

76001372

Fits most Harley-Davidson full face and 3/4 helmets. Also compatible with half helmets with separate purchase(s) of Packtalk Edge Line Half Helmet Kit P/N 76001386.



A. HARLEY-DAVIDSON PACKTALK EDGE



A. HARLEY-DAVIDSON PACKTALK EDGE

Model Family Fitment:

- V-ROD
- SPORTSTER
- DYNA
- SOFTAIL
- TOURING

AUDIO & GAUGES 509

Bluetooth Products

B. PACKTALK EDGE LINE HALF HELMET KIT

The Packtalk Edge Half Helmet Kit gives riders an extra-long boom mic and allows you to mount your Harley-Davidson® Packtalk Edge headset to a half helmet. The kit includes a flexible extra-long boom microphone. It is suitable for all half helmets, features easy installation, and is compatible with the Packtalk Edge. Includes mic, cradle/mount and mounting hardware. Communicator unit and speakers are not included.

76001386

Fits most Harley-Davidson® half helmets.

C. FREECOM LINE HALF HELMET KIT

The Freecom Half Helmet Mount Kit gives riders an extra-long boom mic to better suit a wide variety of riding scenarios and helmet types. The added boom length makes adding a Harley-Davidson Freecom 2x or Freecom 4x communicator more effective on half helmets. Bluetooth cradle and boom mic for Harley-Davidson® Freecom 2x and Freecom 4x communicators. The extra-long boom mic is designed for half helmets and other helmets with less than 3/4 coverage. Perfect for helmets that force the Bluetooth communicator pod farther away from the user's mouth. Includes mic, cradle/mount and mounting hardware. Communicator unit and speakers are not included.

76001371

Fits most Harley-Davidson half helmets.



B. PACKTALK EDGE LINE HALF HELMET KIT



C. FREECOM LINE HALF HELMET KIT

Model Family Fitment:

- V-ROD
- SPORTSTER
- DYNA
- SOFTAIL
- TOURING

510 AUDIO & GAUGES

Headsets

A. WIRELESS HEADSET INTERFACE MODULE

It's time to cut the cord with your bike. Now available for '14-later Touring and Trike models equipped with Boom!™ Audio 6.5GT and GTS Radios, this Wireless Headset Interface Module (WHIM) lets you communicate with your bike without being wired to it. The WHIM Bluetooth® adapter permits wireless connectivity to the 6.5GT infotainment system, allowing you to communicate via CB radio, hear turn-by-turn GPS directions, listen to your favorite radio stations and so much more all through your Bluetooth-enabled headset.

Bluetooth® Wireless Technology

Wireless interface permits full access to the Infotainment features without the hassle of being connected to the bike. You have full freedom of movement for turning your head and getting off the bike at fuel stops.

Integrated Into the 6.5GT and GTS Radio

Seamlessly use all wired headset functionality (CB, Phone, Intercom, Navigation, Radio) without the compromises of aftermarket systems, and configure your Boom! Audio 20S headset directly from the radio controls.

Superior Audio Quality

Harley-Davidson® headsets feature proprietary software that delivers superior audio quality with stereo output compared to non-Harley™ headsets, which provide a mono sound output.

Dual Headset Connectivity

Two Bluetooth-enabled headsets can be connected to one WHIM, simplifying installation and keeping costs in line.

Integrated Behind the Fairing

Module mounts behind the fairing and connects directly to the radio, eliminating external wires and connections to console and Tour-Pak® communication ports.

Compatible with H-D® Wireless Headsets

Current H-D® wireless headsets are completely compatible. No need to purchase new headsets to use the WHIM system. Harley headset volume can be adjusted from the motorcycle hand controls.

Impact of Retrofit on Wired Microphone Functionality

Upon installation of the WHIM, your motorcycle's wired microphone functionality will no longer be available. However, wired audio will continue to function as before.

76000768

Fits '14-later Touring (except '23-later FLHXSE, FLTRXSE and '24-later FLHX, FLTRX and FLTRXSTSE and '25-later FLHXU) and Trike models equipped with a Boom! Box 6.5GT or Boom! Box GTS audio system. '14-'17 models require the separate purchase of Wireless Headset Interface Module Harness P/N 69201726. Installation on models may result in reduced satellite radio reception. Dealer Digital Technician™ software update is required. Dealer installation is recommended.

Also available:

WIRELESS HEADSET INTERFACE MODULE HARNESS

Required for installation of Wireless Headset Interface Module on '14-'17 Touring and Trike models.

69201726

Fits '14-'17 Touring and Trike models equipped with a Boom! Box 6.5GT audio system and Wireless Headset Interface Module P/N 76000768. Installation on vehicles with satellite radio may interfere with satellite radio or wireless headset performance.

B. HARLEY-DAVIDSON® AUDIO POWERED BY ROCKFORD FOSGATE® - STAGE I SPEAKERS FOR WIRELESS HEADSETS

These in-helmet speakers were designed in collaboration with the audio experts at Rockford Fosgate® to deliver increased frequency response and reduced total harmonic distortion for superior bass and clarity when compared to previous generation Boom! Bluetooth Communication speakers. Easy installation as a replacement for speakers in Harley-Davidson® Boom!™ Audio 30k and 20S Bluetooth® Helmet Headsets. Ideal fitment inside helmets designed with speaker cut-outs. To ensure the best sound from your Harley-Davidson Audio powered by Rockford Fosgate Bluetooth Headset Stage I Speakers, update the firmware in the headset to the latest Rockford Fosgate speaker equipped version. Visit H-D.com for details.

76001137

Fits Harley-Davidson® Packtalk Edge and Freecom Headsets and Boom! Audio 30K and 20S Evo Bluetooth Helmet Headsets Requires firmware update to Boom! Audio Bluetooth headset to enable Harley-Davidson® Audio speaker tuning.



A. WIRELESS HEADSET INTERFACE MODULE



B. HARLEY-DAVIDSON AUDIO POWERED BY ROCKFORD FOSGATE – STAGE I SPEAKERS FOR WIRELESS HEADSETS



C. HARLEY-DAVIDSON AUDIO 50C BLUETOOTH HEADSET



C. HARLEY-DAVIDSON AUDIO 50C BLUETOOTH HEADSET

AUDIO & GAUGES 511

Headsets

C. HARLEY-DAVIDSON® AUDIO 50C BLUETOOTH® HEADSET WITH CAMERA

The Harley-Davidson® Audio 50C Bluetooth Headset adds a built-in 4K camera to Harley-Davidson's flagship wireless headset. Engineered to simplify and extend wireless communication, this headset is also equipped with Harley-Davidson® Audio powered by Rockford Fosgate® Stage I Speakers for Wireless Headsets for outstanding audio. The 50C Headset comes with 2 modules (1 Bluetooth 5 and 1 Mesh 2.0) and offers an exceptional integrated experience when paired to your bike's Boom!™ Box infotainment system via the Wireless Headset Interface Module (WHIM), sold separately. When paired with the WHIM, you can enjoy full stereo sound, use the bike's infotainment screen to configure your headset, and leverage the existing hand controls to ensure safe and controlled riding as you move effortlessly through music, phone, GPS and push-to-talk intercom conversations. This headset is also compatible with Apple CarPlay and android Auto through a Boom! Box GTS Radio, with voice-activated digital assistant access ("Hey Google"/"Hey Siri"). Without the WHIM, you can control your 50C through available hands-free voice commands or the glove friendly jog dial menu navigation. And, if you prefer to use earbuds, there is an available earbud port in the base. Kit includes headset, mics and all necessary installation hardware.

Built-in camera offers 4K video recording and 12MP camera capability for outstanding image quality when recording on- or off-road adventures. Harley-Davidson® Audio powered by Rockford Fosgate® - Stage I Speakers for Wireless Headsets speakers provide the ultimate in motorcycle audio performance with rich bass and clarity at any volume. 30% faster rapid charging when compared to previous generation headsets. Automatic firmware updates via the included WiFi Adapter. Ambient Mode: Option to hear regular road and surrounding noises. Advanced Noise Control: Ambient noise cancellation for incoming and outgoing audio. Audio Boost: Automatic volume boost to counteract ambient noise. Electronic Image Stabilization within 1080P (60fps & 30fps). External Memory: MicroSD card (U3 or higher) up to 128 GB (not included). FM Radio: 10 preset station memory integrated FM radio. Audio plays from both speakers for all functions. Mesh Intercom Network: Ability to wirelessly communicate with other riders without pairing. Up to 16-way intercom (private mode) / Virtually limitless within 1 mi/1.6 Km (Open Mesh – 9 channels). Bluetooth Intercom: Ability to wirelessly communicate with other riders (up to 4-way intercom). Audio Multitasking: Simultaneous operation of multiple audio functions. Mesh Talk Time: up to 12 hours. Charge Time: fully charged in only an hour; provides up to 9 hours of Mesh intercom talk time or 22 hours of Bluetooth intercom talk time. Bluetooth Intercom Distance: up to 1.2 miles/2 Km under optimal conditions.

76001180A Single Headset.

Fits most Harley-Davidson® full and 3/4 helmets. Bluetooth headset is compatible with Harley-Davidson Original Equipment 6.5GT Boom! Box and Boom! Box GTS radio when equipped with Wireless Headset Interface Module P/N 76000768.

Model Family Fitment:

- V-ROD
- SPORTSTER
- DYNA
- SOFTAIL
- TOURING

512 AUDIO & GAUGES

Phone Mounts

HARLEY-DAVIDSON® UNIVERSAL PHONE CARRIER

This phone mount system is certified by Harley-Davidson to withstand the same testing endured by all of our motorcycle accessories, including UV exposure, adhesion pull-off testing, vibration and latch cycle testing, and even aerodynamic loads. Harley has over-engineered this mount to ensuring your phone stays connected to the bike.

- Rugged construction - CNC-machined from 6063 aluminum to be lightweight and durable.
- Easy installation with choice of handlebar or clutch mount.
- No custom case required - Adhesive mount attachment point can be attached to most cell phone cases. Simply clean the phone case surface and verify a good adhesive bond strength between phone case and universal interface
- Rotates for vertical or horizontal viewing.
- Will hold almost any smart phone on the market.

A. UNIVERSAL PHONE CARRIER + CLUTCH MOUNT

Mounts to left hand control.

Fits '20-later ELW, '02-'17 VRSC™, '21-later RA1250, RA1250S and RH1250S, '15-'20 XG, '04-'22 XL (except XL88N, XL1200NS, and XL1200N), '08-'13 XR, '06-'17 Dyna® (except FXDB), '00-later Softail®, '09-later Touring (except '09-'13 FLHTCUSE and '14-'16 FLHTKSE), and '09-later Trike.

76001071A Black.

76001339A Chrome.

B. UNIVERSAL PHONE CARRIER + HANDLEBAR MOUNT

Includes three shims to mount securely to 0.875" to 1.250" diameter handlebar.

Fits '20-later ELW, '02-'17 VRSC™, '21-later RA1250, RA1250S and RH1250S, '15-'20 XG, '04-'22 XL (except XL88N, XL1200NS, and XL1200N), '08-'13 XR, '06-'17 Dyna® (except FXDB), '00-later Softail®, '09-later Touring (except '09-'13 FLHTCUSE and '14-'16 FLHTKSE), and '09-later Trike. Not recommended for '09-'23 Batwing Touring models and '24 Ultra Limited models with stock handlebars and analog fuel gauge

76001072A Black.

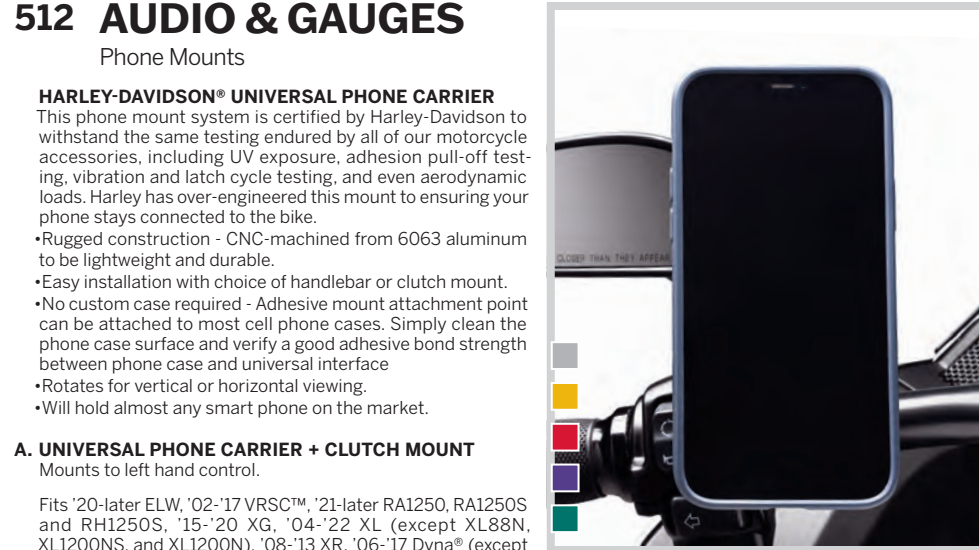
76001340A Chrome.

C. UNIVERSAL HANDLEBAR MOUNT PHONE CARRIER

Put your smartphone within easy reach. This standard cradle places your phone or music device close to the hand controls of the motorcycle for easy access. Makes it easy to change from device to device. Simple to use, single adjustment screw to lock phone in place. Once secured in the carrier your phone can be attached to or detached from the mount in seconds. No permanent adhesive mount required. Does not interfere with operation of touchscreen and use of buttons remains possible. Holds devices measuring 2.2" to 3.2" wide.

76001489

Fits Harley-Davidson Universal Phone Carrier and Clutch Mount P/N's 76001339 and 76001071 and Harley-Davidson Universal Phone Carrier and Handlebar Mount P/N's 76001340 and 76001072



A. UNIVERSAL PHONE CARRIER + CLUTCH MOUNT



A. UNIVERSAL PHONE CARRIER + CLUTCH MOUNT



B. UNIVERSAL PHONE CARRIER + HANDLEBAR MOUNT



B. UNIVERSAL PHONE CARRIER + HANDLEBAR MOUNT




C. HARLEY-DAVIDSON UNIVERSAL PHONE CARRIER



D. ANTI-VIBRATION MODULE - BLACK



E. AUXILIARY POWER PORT - HANDLEBAR MOUNT, CHROME



D. ANTI-VIBRATION MODULE - CHROME



E. AUXILIARY POWER PORT - HANDLEBAR MOUNT, BLACK



F. AUXILIARY POWER PORT - SADDLEBAG MOUNT



G. AUXILIARY POWER PORT - TOUR-PAK MOUNT '14-LATER MODELS

Model Family Fitment:

- V-ROD
- SPORTSTER
- DYNA
- SOFTAIL
- TOURING

AUDIO & GAUGES 513

Phone Mounts

D. ANTI-VIBRATION MODULE

Engineered to reduce potential vibration damage to mounted mobile device. Use the Anti-Vibration Module to further reduce vibrations for a variety of frequency ranges. The specially developed elastomer inlay dampens in all directions and reduces up to 60% of vibrations. This not only helps to protect your smartphone from vibrations, but it remains stable and securely mounted so that you can easily navigate while on the road. Fits between device and Harley-Davidson® Universal Phone Carrier. Rugged construction - CNC-machined from 6063 aluminum to be lightweight and durable. 3D vibration damping through specially developed elastomer inlay. Vertical or horizontal orientation. Quick and easy installation.

Fits Harley-Davidson Universal Phone Carrier and Clutch Mount P/N's 76001339 and 76001071 and Harley-Davidson Universal Phone Carrier and Handlebar Mount P/N's 76001340 and 76001072.

76001492 Black.

76001493 Chrome.

E. AUXILIARY POWER PORT - HANDLEBAR MOUNT

Fits '15-'20 XG, '14-'22 XL, '12-'17 Dyna®, '11-later Softail® (except FXDRS, and FXFB and FXFBS models with stock tapered bars), '14-later Road King®, and models with either 1" or 7/8" diameter handlebars. '17-later Road King® requires separate purchase of Electrical Connection Kit P/N 69201599A. '18-later Softail® models require separate purchase of Electrical Connection Kit P/N 69201750.

69200971 Chrome.

69200970 Black.

Fits '12-'17 Dyna, '11-'24 Softail (except FXDRS, and FXFB and FXFBS models with stock tapered bars), and '14-later Road King models with 1-1/4" diameter handlebars. '17-later Road King requires separate purchase of Electrical Connection Kit P/N 69201599A. '18-'24 Softail models require separate purchase of Electrical Connection Kit P/N 69201750.

69200855 Chrome.

69200854 Black.

F. AUXILIARY POWER PORT - SADDLEBAG MOUNT

69200091

Fits models equipped with 12-volt battery (except FXDRS, VRSC™, XG models, or with Throw-Over or Swingarm Bags). Not for use with accessory Fitted Liners or Premier Liners. Requires separate purchase of Battery Charging Harness P/N 94624-97B, if not already equipped.

G. AUXILIARY POWER PORT - TOUR-PAK® MOUNT

69200826

Fits '14-later FLHTCU, FLHTCUL, FLTRU and FLHTCUTG models. Original Equipment on FLHTK, FLHTKL, FLTRK, and FLHTCUTGSE models.

91671-10

Fits '06-'13 FLHTC and FLTRU, '96-'13 FLHTCU and '09-'13 FLHTCUTG models. Also fits '06-'13 Touring models with accessory King Tour-Pak® luggage and '98-'13 Touring models with Tour-Pak mounted rear speaker pods. Not for use with Accessory Fitted Liners or Premier Liner.

Model Family Fitment:

- V-ROD
- SPORTSTER
- DYNA
- SOFTAIL
- TOURING

514 AUDIO & GAUGES

Headsets

A. BOOM!™ AUDIO FULL HELMET PREMIUM MUSIC AND COMMUNICATIONS HEADSET

Great-sounding foam-covered stereo earphones comfortably fit into ear pockets in the helmet and the fine wires are easy to hide beneath the helmet liner for a clean installation. The quick-disconnect plug allows you to step away from the motorcycle without removing the helmet and the coiled cord permits freedom of movement in the saddle. The 7-pin DIN plug can be connected to the front and rear communications ports, allowing both rider and passenger access to the music, navigation and voice communications features of your motorcycle and the microphone has been optimized for superior clarity when connected to Harley-Davidson® intercom and Bike-to-Bike communications equipment.

77117-10

Fits '98-later FLHT, FLHTCU, FLHTCUSE, FLHTK, FLHTKSE, FLTRU, FLTRUSE and FLHTCUTG models with a Boom!™ Box audio system (except models set up for wireless headsets). Also fits with vehicles equipped with Communication Switch Kit P/N 77173-08 or Boom!™ Audio Music and Intercom Kits.



A. BOOM! AUDIO FULL HELMET PREMIUM MUSIC AND COMMUNICATIONS HEADSET

B. EXTENDED LENGTH COMMUNICATIONS HEADSET CORD

Extended Headset Cord is an essential option for a tall rider or passenger. When compared to the stock headset cord, this cord provides an additional 5" of length at rest and up to 22" of length when fully stretched. The additional length and relaxed twist of the cord reduces the spring effect and the included clothing clip eliminates the tension that can lead to neck fatigue. The 7-pin DIN plug can be connected to the front and rear communications ports, giving both rider and passenger access to the music, navigation and voice communications features of your motorcycle. This cord is a direct plug-in replacement for the standard length headset cord on the Original Equipment headset or the Boom! Audio Full Face Helmet Communications Headset P/N 77117-10.

76000259

Fits '10-later Original Equipment Ultra-style Headsets P/N 77147-98A (Domestic) or 77156-98A (HDI), Boom! Audio Full Face Helmet Communications Headset P/N 77117-10 and Half Helmet Headsets P/N 76000145 and 76572-09. Does not fit '23-later FLHXSE and FLTRXSE and '24-later FLHX, FLTRX and FLTRXSTSE and '25-later FLHXU models.




A. BOOM! AUDIO FULL HELMET PREMIUM MUSIC AND COMMUNICATIONS HEADSET

C. BOOM! AUDIO HALF HELMET MUSIC AND COMMUNICATIONS HEADSET

Lightweight, durable neck bow wraps around the ear and across the back of the neck and fits comfortably below the shell of most half helmets. The adjustable boom microphone with wind sock has been optimized for superior clarity when connected to Harley-Davidson® intercom and Bike-to-Bike communications equipment and the quick-disconnect plug allows you to step away from the motorcycle without removing the headset. A clothing clip (not shown) is included for added comfort and reduced ear fatigue. The coiled cord permits freedom of movement in the saddle. The 7-pin DIN plug can be connected to the front and rear communications ports, allowing both rider and passenger access to the music, navigation and voice communications features of the motorcycle.

76572-09 7-pin DIN Connector.

Fits '98-later FLHTCU, FLHTCUSE, FLHTK, FLHTKSE, FLTRK, FLTRU, FLTRUSE and FLHTCUTG models. Also fits with vehicles equipped with Communication Switch Kit P/N 77173-08 or Boom! Audio Music and Intercom Kits.



B. EXTENDED LENGTH COMMUNICATIONS HEADSET CORD



C. BOOM! AUDIO HALF HELMET MUSIC AND COMMUNICATIONS HEADSET

Model Family Fitment:

- V-ROD
- SPORTSTER
- DYNA
- SOFTAIL
- TOURING

AUDIO & GAUGES 515

Antennas

D. HIDDEN AM/FM/WB ANTENNA

Hide the AM/FM/WB antenna inside the fairing for a clean, uncluttered look. Uniquely tuned to the Harley-Davidson® radio, this enhanced Hidden Antenna offers reception performance equivalent to the Original Equipment whip antenna and superior to the Shorty Antenna. Perfect for your clean slick custom bagger, this Hidden Antenna is also the ideal addition to models equipped with H-D® Detachables™ Tour-Pak® luggage because it eliminates the need to move the whip antenna back and forth between Tour-Pak luggage and fender mounting locations. Kit includes all required mounting hardware and wiring.

NOTE: Relative antenna performance as compared to stock Original Equipment antenna; results based on reception evaluation conducted in Milwaukee area. Actual performance will be influenced by signal strength and electrical interference in your area. Follow the installation and routing instructions carefully to obtain the best possible performance from the antenna.

76000862

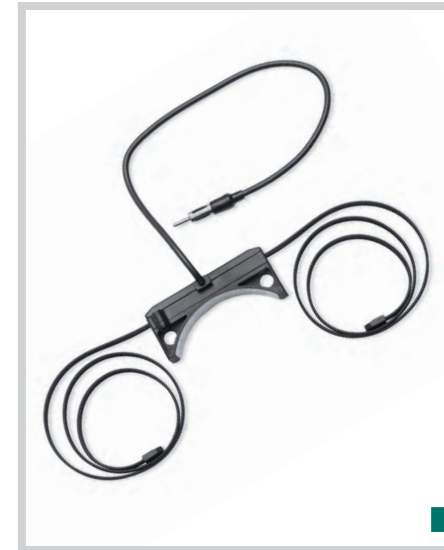
Fits '14-later Touring (except '23-later FLHXSE, FLTRXSE and '24-later FLHX, FLTRX, FLTRXSTSE and '25-later FLHXU) and Trike models with Boom!™ Box Audio System.

76000863

Fits '98-'13 Touring and Trike models equipped with AM/FM/WB radio and fairing.



D. HIDDEN AM/FM/WB ANTENNA (76000862 SHOWN)



D. HIDDEN AM/FM/WB ANTENNA (76000863 SHOWN)

E. SHORTY ANTENNAS

This compact antenna is only 19.0" tall and is a stylish change from the Original Equipment whip antenna. The low-profile antenna simplifies covering the bike for storage. Easy to install, the Shorty Antenna screws on to the factory antenna mount.

76386-09A CB Radio.

Fits '09-later Touring (except '23-later FLHXSE, FLTRXSE and '24-later FLHX and FLTRX and '25-later FLHXU) models equipped with Bike-to-Bike Communication. May require model-specific mounting bracket if installed on a model without a Tour-Pak® carrier.

76386-08 CB Radio.

Fits '98-'08 Touring models equipped with Bike-to-Bike Communication. May require model-specific mounting bracket if installed on a model without a Tour-Pak carrier.

76388-08 AM/FM.

Fits '98-later Touring (except '23-later FLHXSE, FLTRXSE and '24-later FLHX, FLTRX, FLTRXSTSE and '25-later FLHXU) and Trike models equipped with Boom! Box radio.



E SHORTY CB ANTENNA (SHOWN WITH SHORTY AM/FM ANTENNA)



E. SHORTY ANTENNA – AM/FM

F. AM/FM ANTENNA RELOCATION KIT

Relocates your AM/FM antenna to the rear fender to accommodate use with an H-D Detachables Two-Up Tour-Pak Mounting Rack. Kit includes mounting bracket, all mounting hardware and wiring harness.

76000582A

Fits '14-later Touring models (except CVO™, FLHTKSEANV, '24-later FLHX, FLTRX and '25-later FLHXU) equipped with a Boom!™ Box audio system.



F. AM/FM ANTENNA RELOCATION KIT

Model Family Fitment:

- V-ROD
- SPORTSTER
- DYNA
- SOFTAIL
- TOURING

516 AUDIO & GAUGES

Electrical Accessories

A. USB CHARGING ADAPTOR

69200357

For use with Original Equipment or accessory 12V Auxiliary Power Port. May not be available in all geographies. Does not fit Electric Vehicles. Does not fit '23-later FLHXSE, FLTRXSE and '24-later FLHX, FLTRX and FLTRXSTSE models.

B. 54-AMP HIGH OUTPUT CHARGING SYSTEM

The Harley-Davidson® High Output Charging System is engineered to provide 30% more power than the stock system at idle. With 54 amps of output at 4000 RPM, accessories will operate at their peak performance. This is a recommended installation anytime a multi-amp audio system is installed on the vehicle in order to achieve the full capability of your audio system. It is also recommended when installing heated seats, heated gear and other higher draw powered accessories.

Stock on select CVO™ Touring models, the complete kit includes high performance rotor, stator, voltage regulator and all gaskets and hardware required for installation.

29900028A

Fits '11-'16 Touring, '10-'16 CVO Touring and '09-'16 Trike models. Stock on '14-'16 FLHTKSE, FLHXSE and FLTRUSE.

C. ELECTRICAL CONNECTION UPDATE KIT*

69201599A

Fits '18-later Softail® models and '17-later Touring and Trike as a mid-bike connector (near the seat).

69200722

Fits '14-'16 Touring and Trike models.

69201750

Fits '18-later Softail models as a front-bike connector (near the handlebars).

72673-11

Fits '14-'22 XL, '12-'17 Dyna® and '11-'17 Softail models.

D. SWITCHED CIRCUIT ADAPTER HARNESS*

70264-94A

Fits '94-later Touring (except '23-later FLHXSE, FLTRXSE, '24-later FLHX, FLTRX and FLTRXSTSE) and Trike models. Required on '14-later Touring and Trike models when connecting multiple powered accessories using Electrical Connection Kit P/N 69200722, 71400129, or 69201599A.

69201706

Fits '18-later Softail® and '17-later Touring (except '23-later FLHXSE, FLTRXSE, '24-later FLHX, FLTRX and FLTRXSTSE) and Trike models. Required when connecting the CoolFlow™ Fan and another powered accessory using Electrical Connection Kit P/N 69201599A.

E. ELECTRICAL ACCESSORY ADAPTER*

70270-04A

Fits '07-later VRSC™, '04-'13 XL and XR, '04-'11 Dyna, '04-'10 Softail and '04-'13 Touring models. Also fits '14-later Touring and Trike when equipped with a third or fourth pair of Boom!™ Audio Stage II speakers.

F. SAE 2-PIN TO USB ADAPTER

69201149

Fits H-D® 12V Battery Charging Harnesses. Does not fit Electric Vehicles. Does not fit '23 FLHXSE and FLTRXSE models.

Also available:

SAE 2-PIN Y-HARNESS

69201150

Fits H-D® 12V Battery Charging Harnesses. Does not fit Electric Vehicles. Does not fit '23 FLHXSE and FLTRXSE models.

*NOTE: It is possible to overload your motorcycle's charging system by adding too many electrical accessories. If your combined electrical accessories operating at any one time consume more electrical current than your vehicle's charging system can produce, the electrical consumption can discharge the battery and cause vehicle electrical system damage. Ask your dealer for advice about the amount of current consumed by additional electrical accessories.




A. USB CHARGING ADAPTOR




B. 54-AMP HIGH OUTPUT CHARGING SYSTEM



C. ELECTRICAL CONNECTION UPDATE KIT – (69201599A SHOWN)



D. SWITCHED CIRCUIT ADAPTER HARNESS



E. ELECTRICAL ACCESSORY ADAPTER



F. SAE 2-PIN TO USB ADAPTER



G. COMBINATION ANALOG SPEEDOMETER/TACHOMETER – 5" SPUN ALUMINUM DIAL



G. COMBINATION ANALOG SPEEDOMETER/TACHOMETER – 5" BLACK DIAL



H. DIGITAL SPEEDOMETER/ANALOG TACHOMETER – 4" SPUN ALUMINUM DIAL



G. ANALOG SPEEDOMETER/TACHOMETER – 5"

Gauges feature speedometer and tachometer pointers that sweep clockwise to provide a "gauge within a gauge" look. Kit includes a data transfer cable to easily upload initial mileage at time of installation.

Fits '12-'17 Dyna, '11-'17 Softail® (except '11-'12 FLSTSE) and '14-later FLHR, FLHRC and FLHRXS models with a 5.0" Speedometer.

74774-11D Spun Aluminum Dial, MPH.

74775-11C Spun Aluminum Dial, KPH.

74776-11D Black Dial, MPH.

74777-11C Black Dial, KPH.

Fits '04-'11 Dyna, '04-'10 Softail (except FLSTSE) and '04-'13 Road King models (except '07-'08 FLHRSE) equipped with a 5" Speedometer.

70900070B Spun Aluminum Dial, MPH.

70900071A Spun Aluminum Dial, KPH.

70900072A Spun Aluminum Dial, MPH/KPH.

H. DIGITAL SPEEDOMETER/ANALOG TACHOMETER – 4"

The digital speed reading can be easily toggled between MPH and KPH to simplify cross-border travel. Mileage re-statement resides in the vehicle ECM so initial mileage will be uploaded at the time of installation.

70900475 Spun Aluminum Dial, MPH/KPH.

U.S. models. Fits '14-'22 XL, '12-'17 Dyna and '11-'17 Softail models equipped with 4" speedometer. XL models require separate purchase of Fuel Sensor Kit P/N 61200008A to make use of the fuel level and range function.

70900100C Spun Aluminum Dial, MPH/KPH.

Non-U.S. models. Fits '14-'22 XL, '12-'17 FXDB and FXDWG, '11-'17 FXCWC, FXS and FXSB models equipped with 4" speedometer. XL models require separate purchase of Fuel Sensor Kit P/N 61200008A to make use of the fuel level and range function.

70900274 Spun Aluminum Dial, MPH/KPH.

Worldwide Models. Fits '04-'13 XL (except XR, XL50 and '04-'08 XL1200R), '04-'11 Dyna models with 4" speedometer and '08-'10 FXCW and FXCWC models. '07-'13 XL models require separate purchase of Fuel Sensor Kit P/N 61200008A to make use of the fuel level and range function. Does not fit XL883 models equipped with Screamin' Eagle® 1200cc Stage I Conversion Kit P/N 29784-07 and 30003-10.

Also available:

FUEL LEVEL SENSOR KIT

In-tank sending unit employs capacitive sensing technology to accurately monitor the fuel level and relays the information to the Speedo/Tach LCD display for at-a-glance viewing. Kit includes sending unit, wiring harness and all necessary installation hardware.

61200008A

Fits '07-'22 XL models equipped with Combination Digital Speedometer/Analog Tachometer P/N 70900274, 70900100C or 70900475.

AUDIO & GAUGES 517

Speedometers/Tachometers

COMBINATION SPEEDOMETER/TACHOMETER

Maintain the clean view over the handlebar. This unique Combination Speedometer/Tachometer allows you to monitor engine speed without adding handlebar-mounted gauges. The unit mounts in the stock dash opening and is a direct plug-in installation. The backlit gauges include a large LCD (liquid crystal display) information screen that displays odometer/trip meter data, miles-to-empty readings, an easy-to-read segmented fuel display, a gear position indicator, clock and on '20-later Road King® models Traction Control, Rain Mode, Hill Hold and TPMS icons where available. This valuable information is available to the rider at a glance. The gauge features push-button adjustable backlighting with over 600 color tone options, allowing the rider to adjust pointer, LCD and backlighting colors to match any paint scheme or viewing preference.

NOTE: As a result of different Original Equipment capabilities, the following exceptions apply: Traction Control, Rain Mode, Hill Hold and TPMS functions are only available on '20-later Road King® models. Gear position not available on '04-'07 models. Fuel functions are not available on '04-'06 XL, '04-'08 Dyna®, '04-'07 Softail® and '04-'07 Road King® models. Gauges feature speedometer and tachometer pointers that sweep clockwise to provide a "gauge within a gauge" look. Kit includes a data transfer cable to easily upload initial mileage at time of installation.

AUDIO & GAUGES

518 AUDIO & GAUGES

Gear Indicator & Gauges

A. SPUN ALUMINUM FACE SPEEDOMETER

Add a touch of luxury and style to your dash. First featured on the '04 Screamin' Eagle® Deuce™ and Electra Glide® motorcycles, these spun aluminum metal-faced gauges offer a rich contrast to a chrome console or black inner fairing surface. The gauges feature subtle Harley-Davidson® racing orange backlighting for a unique nighttime look. Mileage reinstatement is available through your Dealer.

Fits '04-'06 FXDWG, '06 FXD35, '07 FXDC and '04-'06 Softail® and Road King® models.

67313-05A 5" Speedometer – MPH.

67315-05A 5" Speedometer – KPH.



A. SPUN ALUMINUM FACE SPEEDOMETER

B. CUSTOM FACE GAUGES

Add a rich, custom look to your dash. First featured on the '14-'15 CVO™ models, these chrome-accented gauges feature backlighting and large, easy-to-read numbers for at-a-glance viewing. Gauges are plug-in ready and require no additional splicing or re-wiring for installation. Mileage reinstatement is available through your Dealer.

Fits '14-'19 Electra Glide®, Road Glide®, Street Glide® and Ultra Limited® models. Original Equipment on some CVO™ models. Does not fit '23-later FLHXSE, FLTRXSE, '24-later FLHX, FLTRX and FLTRXSTSE and '25-later FLHXU models.

70900773B Speedo/Tach Cluster – MPH.

70900777B Speedo/Tach Cluster – KPH.

70900778B Speedo/Tach Cluster – MPH/KPH.

70900774 Fuel Gauge.

70900775 Voltmeter.



B. CUSTOM FACE GAUGES

Model Family Fitment:

- V-ROD
- SPORTSTER
- DYNA
- SOFTAIL
- TOURING

AUDIO & GAUGES 519

Fairing Mount Gauges

C. SPUN ALUMINUM FACE GAUGES

Add a touch of luxury and style to your dash. First featured on the '04 Screamin' Eagle® Deuce™ and Electra Glide® models, these Spun Aluminum Face Gauges offer a rich contrast to a chrome console or black inner fairing surface. The gauges feature subtle Harley-Davidson® racing orange backlighting for a unique nighttime look. Mileage reinstatement is available through your Dealer.

67516-08 4" Speedometer – MPH.
Fits '08-'13 Electra Glide and Road Glide® models equipped with 4" gauges.

67516-04B 4" Speedometer – MPH.
Fits '04-'07 Electra Glide and Road Glide models equipped with 4" gauges.

74552-04A Voltmeter.
Fits '04-'13 Electra Glide, Road Glide and Trike models.

75113-04A Fuel Gauge.
Fits '04-'07 Electra Glide and Road Glide models.

75113-08 Fuel Gauge.
Fits '08-'13 Electra Glide and Road Glide models.

74553-04A Oil Pressure Gauge.
Fits '04-'13 Electra Glide, Road Glide and Trike models. FLHT and FLHTI models require purchase of additional service parts for installation. See your Dealer for details.

74554-04 Air Temperature Gauge.
Fits '04-'13 Electra Glide, Road Glide and Trike models. FLHT and FLHTI models require purchase of additional service parts for installation. See your Dealer for details.

D. TITANIUM FACE GAUGES

Add a rich, custom look to your dash. First featured on the '10 FLHTK Ultra Limited model, these black and icy cool titanium numbered gauges feature white backlighting and large, easy-to-read numbers for at-a-glance viewing. Gauges are plug-in ready and require no additional splicing or re-wiring for installation. Mileage reinstatement is available through your Dealer.

Fits '08-'13 Touring (except Road King®) and Trike models.

74682-10 4" Speedometer – MPH.

74683-10 4" Speedometer – KPH.

74692-10 4" Tachometer.

74688-10 Fuel Gauge.

74689-10 Air Temperature Gauge.

74690-10 Oil Pressure Gauge.

74691-10 Voltmeter.

70900176 Oil Temperature – Fahrenheit.



C. SPUN ALUMINUM FACE GAUGES



D. TITANIUM FACE GAUGES

Model Family Fitment:

- V-ROD
- SPORTSTER
- DYNA
- SOFTAIL
- TOURING

520 AUDIO & GAUGES

Fairing Mount Gauges

A. GAUGE VISOR RING

A touch of chrome makes all the difference. These easy-to-install trim rings feature an integrated eyebrow visor to shield the gauge face from the sun's glare. Self-adhesive backing for secure mount.

74661-04 5.0" Gauge.
Fits '12-'16 FLD, '99-'08 FXDWG, '15-'17 FXDF, '99-'17 Softail® (except FLSTFSE, FLSTNSE, FXCW, FXCWC, FXS, FXSB, FXSBSE, FXSE, FXST-Aus, FXSTD and models equipped with Chrome Console P/N 67575-04), '18-later FLFL, FLDE, FLHC and FLHCS and '99-'07 Road King® models.

B. INSTRUMENT GAUGE BEZEL

A touch of chrome makes all the difference. These bezel covers take just seconds to install and add the beauty of chrome to your dash. Available to fit all the fairing-mount gauges, these easy-to-install, chrome-plated formed rings feature peel-and-stick adhesive backing for permanent installation.

74541-00 4.0" Gauge.
Fits Speedometer and Tachometer Gauges on '00-'22 XL, '00-'13 Dyna® (except FLD and FXDWG), '13-'17 FXSB, FXSBSE and FXST-Aus and '00-'13 Electra Glide®, Street Glide®, Road Glide® and Trike Models (sold individually).

C. OIL TEMPERATURE GAUGE – FAIRING MOUNT

Keep a close eye on your engine's vital signs. This 2.0" diameter gauge monitors engine oil temperature to provide an early warning of conditions that may require attention. The gauge face is styled to complement Original Equipment fairing mount gauges. Complete kit includes gauge, installation hardware and wiring harness.

Fits '08-'13 Touring models (except Road King) and Trike models.

70900176 Titanium Face – Fahrenheit.



A. GAUGE VISOR RING – 5" GAUGE



B. INSTRUMENT GAUGE BEZEL – 4" GAUGE



C. OIL TEMPERATURE GAUGE – FAIRING MOUNT

Model Family Fitment:

■ V-ROD	■ SPORTSTER	■ DYNA
■ SOFTAIL	■ TOURING	



D. FLUSH-MOUNT FUEL CAP – CHROME



D. FLUSH-MOUNT FUEL CAP – BLACK



E. FLUSH-MOUNT FUEL CAP AND LEFT SIDE TANK CAP KIT – CHROME



F. CUSTOM FUEL CAP AND LEFT SIDE FUEL TANK CAP – SKULL, GLOSS BLACK



F. CUSTOM FUEL CAP AND LEFT SIDE FUEL TANK CAP – SKULL, CHROME



G. BAR & SHIELD LOGO SELF-LOCKING FUEL CAP – GLOSS BLACK



G. BAR & SHIELD LOGO SELF-LOCKING FUEL CAP – CHROME

AUDIO & GAUGES 521

Fuel Caps

D. FLUSH-MOUNT FUEL CAPS

Emphasize the long and lean look of the fuel tank. This Flush-Mount Fuel Cap Kit offers a pop-up filler design that replaces the Original Equipment twist-on fuel cap. A simple push and the fuel filler cap pops up to provide ample grip, even while wearing gloves. Easy to install, the cap assembly screws into position and the self-adhesive decorative ring finishes the look. Complete kit includes screw-in mount, pop-up cap and matching trim ring.

Fits '22-later FLFB, FLHCS, FXLRS, FXLRST and FXRST and '23-later FXBR models.

61100210 Gloss Black.

61100211 Chrome.

Fits '18-later FXBB, FXBBS, FXBRS and FXST, and '18-'20 FXBR models.

61100133 Chrome.

61100134 Gloss Black.

Fits '18-later FXFB and FXFBS models.

61100136 Gloss Black.

Fits '98-'22 XL models equipped with 3.3 gal (12.5 L) fuel tank.

63133-10B Chrome.

63134-10B Gloss Black.

Fits '98-'22 XL models equipped with 2.1 gal (7.9 L) or 4.5 gal (17.0 L) fuel tank. Does not fit '04-'10 XL1200C models.

63139-10B Chrome.

63140-10B Gloss Black.

Fits '21-later FLHXS, FLTRXS and FLTRXSE (except '23-later FLTRXSE) and '22-later FLHXST and FLTRXST models. Also fits '11-'17 FLSTNSE, FXS, FXSB, FXSBSE and FXSE models.

61100006B Chrome.

61100007B Gloss Black.

E. FLUSH-MOUNT FUEL CAP AND LEFT SIDE TANK CAP KIT

Emphasize the long and lean look of the fuel tank. This Flush-Mount Fuel Cap and Left Side Tank Cap Kit offers a pop-up filler design that when installed and sealed looks identical to the flush mount cap.

Fits '18-'21 FLDE, FLFB, FLFBS, FLHC, FLHCS, FLFB, FLFL, FXLR, FXLRS and FXLRST models.

61100131 Chrome.

61100132 Gloss Black.

F. CUSTOM FUEL CAP AND LEFT SIDE FUEL TANK CAP – SKULL

Fits '92-'22 XL, '92-'17 Dyna® (except '04-later FXD and FXDX, '05-'06 FXDC and '07 FXDSE), '00-later Softail®, (except '18-later FXFB and FXFBS, FXSTD and '07-'08 FXSTSSE), '94-later Road King® and '15-later Freewheeler® models. Does not fit models equipped with Original Equipment locking or tethered fuel caps. Use on '13-'14 FXSBSE requires removal of stock flush mount trim ring.

61100103A Fuel Cap – Gloss Black.

61100125A Fuel Cap – Chrome.

G. BAR & SHIELD LOGO SELF-LOCKING FUEL CAP

Functional and stylish, these polished, chrome-plated caps feature a convenient self-locking mechanism and a stamped Harley-Davidson Bar & Shield logo on the key hole cover. Maintains the same features as the Original Equipment fuel cap. The kits come complete with two keys.

Fits '92-'22 XL, '92-'17 Dyna (except '04-later FXD and FXDX, '05-'06 FXDC and '07 FXDSE), '00-later Softail, (except FXSTD and FXSTSSE and '23-later FXBR) '94-later Road King, '21-later FLHXS and FLTRXS, '22-later FLHXST and FLTRXST and '15-later Freewheeler models. Does not fit models equipped with Original Equipment locking or tethered fuel caps. Use on '13-'14 FXSBSE, '21-later FLHXSE and FLTRXSE requires removal of stock flush mount trim ring.

61100117A Gloss Black.

61100129A Chrome.

522 AUDIO & GAUGES

Fuel Caps & Gauge

A. CUSTOM FUEL CAPS

Add a custom touch to your tank. Styled to reflect your attitude, these elegantly constructed fuel caps are the perfect match for your ride. The fuel cap is easy to install and features a ratcheting design to ensure that the design faces the correct direction.

Fits '92-'22 XL, '92-'17 Dyna® (except '04-later FXD and FXDX, '05-'06 FXDC and '07 FXDSE), '00-later Softail®, (except FXSTD and FXSTSSE) '94-later Road King®, '21-later FLHXS and FLTRXS, '22-later FLHXST and FLTRXST and '15-later Freewheeler® models. Does not fit models equipped with Original Equipment locking or tethered fuel caps. Use on '13-'14 FXSBSE, '21-later FLHXSE and FLTRXSE requires removal of stock flush mount trim ring.

61100107A	Dominion™ Black.
61100106	Dominion Bronze.
61100093B	Gloss Black.
61100126A	Diamond Black.
61100180	Machine Cut.

Also available:

LEFT SIDE FUEL TANK CAPS

Styled to match the custom right-side fuel cap, this left-side decorative tank cap proudly completes your custom look. The easy-to-install cap replaces the Original Equipment trim, and provides the rider with a symmetrical view over the tank.

Fits '18-'21 Softail models (except FXBB, FXBBS, FXBR, FXBRS, FXDRS, FXFB and FXFBS).

57300236	Gloss Black.
-----------------	--------------



A. CUSTOM FUEL CAPS – DOMINION BLACK



A. CUSTOM FUEL CAPS – DOMINION BRONZE



A. CUSTOM FUEL CAPS – GLOSS BLACK



A. CUSTOM FUEL CAPS – MACHINE – CUT

Model Family Fitment:

V-ROD	SPORTSTER	DYNA
SOFTAIL	TOURING	

AUDIO & GAUGES 523

Fuel Caps & Gauges

B. LED FUEL GAUGES*

This low-profile fuel gauge replaces the analog readout with bright LED lamps. The six edge-mounted LED lamps glow blue when the tank is full and extinguish one by one as fuel is consumed. Plug-in installation without splicing. Photocell automatically adjusts LED brightness for improved visibility in direct sunlight and dims at night to avoid distraction.

Fits '09-'17 Dyna® (except FXD), '08-'17 Softail® (except FLSTNSE, FXCW, FXCWC, FXS, FXSB, FXSBSE and FXSE), '08-'17 Road King® and '15-'17 Freewheeler® models.

75098-08A	Chrome Skull.
------------------	---------------

70900781	Black Skull.
-----------------	--------------

*Some local regulations prohibit using colored lights during vehicle operation on public streets. May not conform to local lighting regulations.



B. LED FUEL GAUGE – CHROME SKULL



B. LED FUEL GAUGE – BLACK SKULL



C. FLUSH-MOUNT FUEL CAP AND GAUGE KIT – CHROME



C. FLUSH-MOUNT FUEL CAP AND GAUGE KIT – CHROME



C. FLUSH-MOUNT FUEL CAP AND GAUGE KIT – GLOSS BLACK

C. FLUSH-MOUNT FUEL CAP AND GAUGE KIT*

Emphasize the long and lean look of the fuel tank. This Flush-Mount Fuel Cap and Gauge Kit offers a pop-up filler design that when installed and sealed looks identical to the flush gauge. A simple push and the fuel filler cap pops up to provide ample grip, even while wearing gloves. The flush fuel gauge features individual LED lamps that shine through a mirror-coated glass that glows when the ignition is switched on. A photocell automatically adjusts LED brightness for improved visibility in direct sunlight and dims at night to avoid distraction. Complete kit includes fuel cap, fuel gauge, trim ring and plug-in wiring harness.

Fits '09-'17 Dyna models (except FXD).

75327-09D	Gloss Black.
------------------	--------------

Fits '04-'08 FXD35, FXDB, FXDL and FXDWG and '07-'08 FXDC and FXDF models.

62910-06D	Chrome.
------------------	---------

Fits '08-'17 Softail (except FLSTNSE, FXCW, FXCWC, FXS, FXSB, FXSBSE and FXSE). '08-'19 Road King and '15-'19 Freewheeler models.

62823-08D	Chrome.
------------------	---------

75027-08D	Gloss Black.
------------------	--------------

Fits '04-'06 carbureted and '01-'07 fuel injected Softail models (except FXSTD/I).

62818-06G	Chrome.
------------------	---------

*Some local regulations prohibit using colored lights during vehicle operation on public streets. May not conform to local lighting regulations.

Model Family Fitment:

V-ROD	SPORTSTER	DYNA
SOFTAIL	TOURING	

LIGHTING



526 LIGHTING

LED Decorative Lighting

A. SPECTRA GLO™ LED LIGHTING CONTROLLER KIT*

Nothing draws attention at the curb like a well-lighted bike. Whether you are looking for a rich neon glow or a pulsing crowd pleaser, the Harley-Davidson® Spectra Glo™ Lighting System brings ultra-bright LED lighting to your ride. The Spectra Glo System utilizes RGB LED technology to produce over 500 shades of brilliant color, all controllable with a waterproof handheld wireless fob. Simply use one button to select one of the 7 base colors, and then dial in the shade you desire. You can choose to match the color of your bike, or add a contrasting tone from the wide spectrum of colors. Once you select a color, you can choose between solid, flash or fade modes with a tap of the remote control.

At the core of the Spectra Glo system is the Lighting Controller. The compact waterproof controller box is hidden beneath the seat, and is activated with the included wireless remote fob. The Lighting Controller is the hub for all the added Spectra Glo light options, and syncs the color and mode selection between all the LEDs. Designed specifically for Harley-Davidson motorcycles, the controller will not interfere with the bike's electronics. The low draw LED lamps have a one-hour auto-shutoff feature to preserve the battery. Kit includes Controller, Remote Control Fob with battery and plug-in wiring harness.

68000218

Required for use with Spectra Glo components. '18-later Softail® and '17-later Touring models require purchase of Vehicle Connection Kit P/N 69201526. All other vehicles require purchase of Vehicle Connection Kit P/N 69201636. Does not fit Revolution Max, '23-later FLHXSE, FLTRXSE, '24-later FLHX, FLTRX, FLTRXSTSE, '25-later FLHXU and '25-later Softail models.



A. SPECTRA GLO LED LIGHTING CONTROLLER KIT – FOB



SPECTRA GLO LIGHTING (RED SETTING SHOWN)



SPECTRA GLO LIGHTING (GREEN SETTING SHOWN)



SPECTRA GLO LIGHTING (BLUE SETTING SHOWN)



SPECTRA GLO LIGHTING (AMBER SETTING SHOWN)

*NOTE: Some local regulations prohibit using colored or indirect lighting during vehicle operation on public streets. Check local regulations before installation.

Model Family Fitment:

- V-ROD
- SPORTSTER
- DYNA
- SOFTAIL
- TOURING



B. SPECTRA GLO LED LIGHT POD KIT (RED SETTING SHOWN)



B. SPECTRA GLO LED LIGHT POD KIT (GREEN SETTING SHOWN)



B. SPECTRA GLO LED LIGHT POD KIT (BLUE SETTING SHOWN)



B. SPECTRA GLO LED LIGHT POD KIT (ORANGE SETTING SHOWN)



B. SPECTRA GLO LED LIGHT POD KIT – 6-LAMP STARTER KIT



B. SPECTRA GLO LED LIGHT POD KIT – 4-LAMP EXPANSION KIT

LIGHTING 527

LED Decorative Lighting

B. SPECTRA GLO™ LED LIGHT POD KIT*

Light Pods allow you to install general lighting almost anywhere on the bike. Ground-facing pod placement provides a neon-like pool of light on the pavement, and pods hidden below the tank or behind covers reflect into chrome surfaces to double the splash of color. These compact flexible pods feature connectors that allow the lights to be chained together in longer strips or placed individually and connected by jumper wires. Each pod features 3 individual RGB LEDs, and includes a tough adhesive backing for easy placement. Begin the installation with the 6-Lamp Starter Kit, and add on with one or more 4-Lamp Expansion Kits. Starter Kit includes 6 light pods, 4 – 3" jumpers, 1 – 8" jumper and 1 – 24" jumper. Expansion Kit includes 4 light pods, 3 – 3" jumpers, and 1 – 8" jumper.

68000213 6-Lamp Starter Kit. Fits all models (except Revolution Max®, '23-later FLHXSE, FLTRXSE, '24-later FLHX, FLTRX, FLTRXSTSE, '25-later FLHXU and '25-later Softail®). Requires separate purchase of Controller P/N 68000218. Additional alternate length harnesses are available (sold separately).

68000214 4-Lamp Expansion Kit. Fits all models equipped with an Spectra Glo™ Light Pod Kit. Additional alternate length harnesses are available (sold separately). Does not fit Revolution Max, '23-later FLHXSE, FLTRXSE, '24-later FLHX, FLTRX, FLTRXSTSE, '25-later FLHXU and '25-later Softail models.

Also available: (not shown)

SPECTRA GLO WIRE HARNESS KIT

Required for installation of Spectra Glo Lighting System on specified models.

69201636

Required for installation of Spectra Glo Lighting System on all models (except '17-later Touring® and Trike, '18-later Softail®, '20-later LiveWire® and all Revolution® Max equipped models.)

Also available: (not shown)

SPECTRA GLO LIGHTING WIRING JUMPERS

These wiring harnesses are custom made for easy plug-and-play installation of Spectra Glo Light Pods. Plan your installation, and select the matching harness lengths to allow placement of light pods throughout the vehicle. No cutting or splicing is required.

Works with Spectra Glo Light Pod Base and Expansion Kits. Does not fit '23-later FLHXSE, FLTRXSE, '24-later FLHX, FLTRX, FLTRXSTSE and '25-later FLHXU models.

69201525 3" Jumper Harness.

69201529 8" Jumper Harness.

69201530 24" Jumper Harness.

69201595 24" Jumper with Grommet.

69201625 48" Jumper Harness.

69201594 Y-Harness.

*NOTE: Some local regulations prohibit using colored or indirect lighting during vehicle operation on public streets. Check local regulations before installation.

Model Family Fitment:

- V-ROD
- SPORTSTER
- DYNA
- SOFTAIL
- TOURING

LIGHTING

528 LIGHTING

LED Decorative Lighting

A. ELECTRA GLO™ ILLUMINATED FAIRING ACCENT TRIM

Sweeping trim dresses the Electra Glide® Batwing Fairing for a distinctive, yet functional look. The contour-hugging spear and smoked lenses hide LED lamps that glow white as running lamps when the ignition is on and function as auxiliary amber sequential directional indicators when the turn signals are activated. The wiring is concealed inside the fairing for a clean, custom appearance. Complete kit includes mounting template and all necessary installation hardware. Trim may cover pinstripes or two-tone paint lines on some vehicles. Check appearance prior to installation.

Fits '14-later Electra Glide®, Street Glide® (except '23-later FLHXSE, '24-later FLHX and '25-later FLHXU), Ultra Limited®, and Tri Glide® models. Fitment on vehicles with two-tone paint, pinstriped, or CVO™ models is not recommended due to the potential for the accent lights to overlap pinstripes or paint lines.

68000190A Chrome.



A. ELECTRA GLO ILLUMINATED FAIRING ACCENT TRIM – TURN SIGNAL

B. ELECTRA GLO™ FAIRING EDGE LIGHT KIT

Amplify your ride. The Electra Glo™ Fairing Edge Light kit adds forward-facing white LED accent lights to the front profile of your bike. Formed to follow the contour of the batwing fairing, the slim strip of lamps adds a strong visual element to the iconic shape of the Electra Glide model. The electrifying appearance adds conspicuity to get you noticed and the smoked housing conceals the lights and blends into the background when switched off. Simple “plug in” connections with no cutting or splicing of wires required.

68000104

Fits '14-later Electra Glide, Street Glide (except '23-later FLHXSE, '24-later FLHX and '25-later FLHXU), Ultra Limited and Tri Glide models. Separate purchase of Power Extension Harness P/N 69200921 is required if installed with Hidden AM/FM/WB Antenna P/N 76000513 or Electra Glo Light Rings.



B. ELECTRA GLO FAIRING EDGE LIGHT KIT

C. ELECTRA GLO ILLUMINATED WINDSHIELD TRIM

Smoked lenses hide bands of amber LED lamps that glow as running lamps when the ignition is on, and the two outer clusters function as auxiliary directional indicators when the turn signals are activated. The wiring is concealed inside the fairing for a clean, custom appearance. Complete kit includes all necessary mounting hardware.

Fits '14-later Electra Glide, Street Glide (except '23-later FLHXSE and '24-later FLHX models and '25-later FLHXU), Ultra Limited and Tri Glide models. Installation on CVO models requires removal of current windshield trim. Not for use with Three-Pocket Fairing Pouch P/N 93300054B.

57000394A Chrome.

57000395A Gloss Black.



C. ELECTRA GLO ILLUMINATED WINDSHIELD TRIM

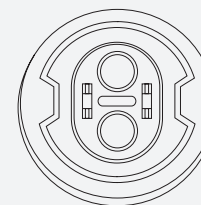
Model Family Fitment:

- V-ROD
- SPORTSTER
- DYNA
- SOFTAIL
- TOURING

LIGHTING 529

DAYMAKER® LED LIGHTING

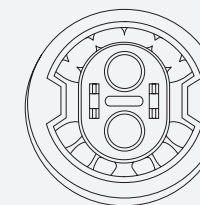
Daymaker® LED Projector Headlamps were developed to provide light where you need it most. With a combination of superior nighttime performance and modern signature styling, these brilliant LED headlamps push out a bright-white beam that lights up the surroundings and draws the attention of oncoming traffic. The long-life, solid-state LED headlamps are housed in sealed shock and vibration-resistant lamp assemblies that mount into the existing light housing. Installation is simple, and the plug-in headlamps require no rewiring.



7" DAYMAKER PROJECTOR LED HEADLAMP

Offering best-in-class punch of light, these headlamps illuminate the road in front of you, yet are directed slightly downward to avoid blinding oncoming drivers, making them perfect for highway riding situations.

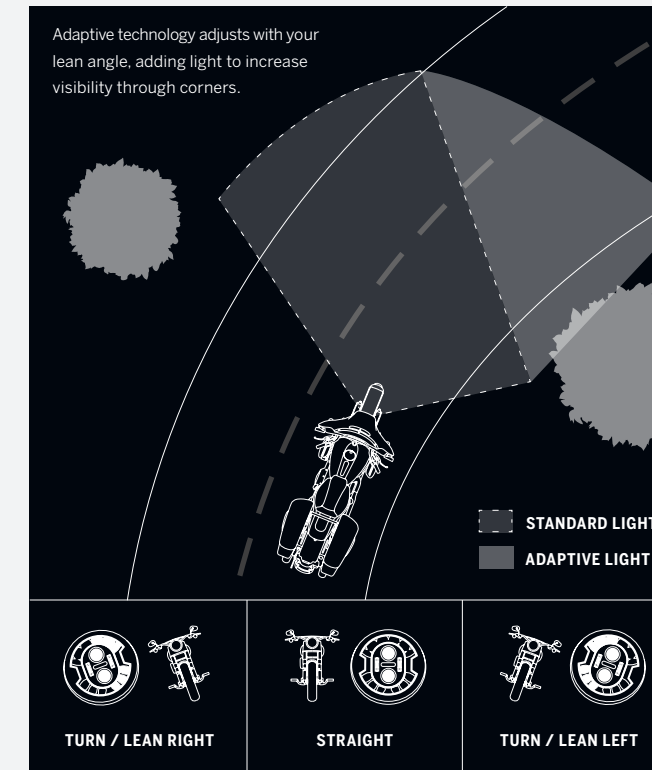
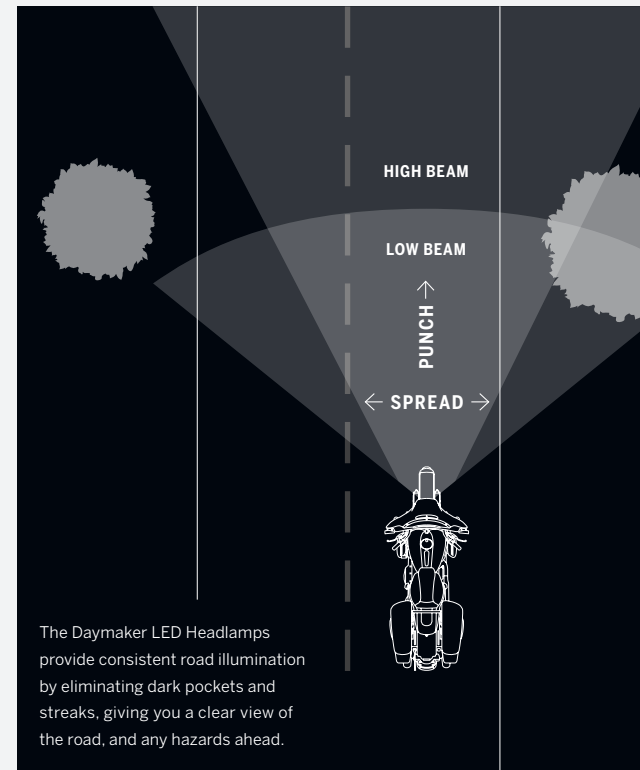
- Extensive engineering and testing to ensure the road in front of you is equally lit
- No dark spots or streaks in light illumination
- Plug and play headlamps can be installed easily



7" DAYMAKER ADAPTIVE LED HEADLAMP

Delivering the right amount of usable light exactly where you need it most – you will see ditch to ditch, and down the road with lean angle controlled bank lighting for improved line of sight through corners.

- Includes all features and benefits of the 7" Daymaker Projector LED Headlamp
- Automatically projects light into corners to illuminate areas of previously unlit road
- Patented sensors and electronics determine lean angle of the motorcycle
- Adaptive technology works in both low beam and high beam



LUMENS VS LUX

Lumen is a unit of light, while Lux is a unit of light measurement where the area is also taken into account. The number of Lumens is not the only factor when choosing a headlamp, but also the usable light, or Lux. The Daymaker LED Headlamps have been perfected to utilize both Lumens and Lux, giving you the best visibility of the road.

530 LIGHTING

Headlamps – LED

A. 7" DAYMAKER® ADAPTIVE LED HEADLAMP

The Daymaker® Adaptive Headlamp combines the best in headlight performance with the ultimate in modern styling. The projector-style LED offers best-in-class punch and spread with a pure white light that feels like riding during the day. Best yet, this headlamp features 12 LED spot lights that activate based on the lean of the bike and deliver curb-to-curb lighting that illuminates areas of the road unlit by traditional LED headlamps. Easy to install and extremely durable, the Daymaker Adaptive Headlamp provides functional perfection and exquisite styling all in one. DOT and ECE compliant for all markets.

Fits '12-'16 FLD, '04-'17 FLS, FLSS, FLSTC, FLSTF, FLSTFB, FLSTFBS and FLSTN, '18-'24 FLDE, FLSL, FLFB, FLFBS, FLHC, FLHCS, FLNB and '09-later Touring models (except Road Glide®, Trike, '24-later FLHX, '23-later FLHXSE and '25-later FLHXU models). '12-'16 FLD, '04-'17 Softail® models equipped with Freight Train Headlamp Nacelle Kit and '09-'13 Touring models require separate purchase of Headlamp Mounting Ring P/N 67700439 and Jumper Harness P/N 69201070. '14-'20 FLHR (except '14 FLHRSE), FLHRC and FLHRXS models require separate purchase of Wiring Harness P/N 69202452.

67700426A Chrome.

67700427A Black.

Shown with:

4" DAYMAKER PROJECTOR LED AUXILIARY LAMPS

Auxiliary lamps feature D-shaped lenses that focus the light in a pool to the front and sides of the motorcycle and provide a matching appearance to the LED headlamps. The LED Auxiliary Lamps are DOT and ECE compliant.

Fits models with 4" round auxiliary forward lighting. '04-earlier models with auxiliary lamps equipped with spade connectors require separate purchase of Adapter Harness P/N 68355-05 (Qty 2). Does not fit FLFB, FLHC, FXBB, FXBR, FXLRS, FXLRST, '23-later FLHXSE, FLTRXSE, FLTRXSTSE, '24-later FLHX, FLTRX and '25-later FLHXU models.

68000172 Chrome.

68000173 Gloss Black.



A. 7" DAYMAKER ADAPTIVE LED HEADLAMP – BLACK



A. 7" DAYMAKER ADAPTIVE LED HEADLAMP – CHROME



B. 7" DAYMAKER PROJECTOR LED HEADLAMP – BLACK



B. 7" DAYMAKER PROJECTOR LED HEADLAMP – CHROME



C. 5-3/4" DAYMAKER PROJECTOR LED HEADLAMP



C. 5-3/4" DAYMAKER PROJECTOR LED HEADLAMP – CHROME



C. 5-3/4" DAYMAKER PROJECTOR LED HEADLAMP – BLACK



C. 5-3/4" DAYMAKER PROJECTOR LED HEADLAMP – CHROME



C. 5-3/4" DAYMAKER PROJECTOR LED HEADLAMP – BLACK

Model Family Fitment:

V-ROD
 SPORTSTER
 DYNA

 SOFTAIL
 TOURING

LIGHTING 531

Headlamps – LED

C. 5-3/4" DAYMAKER® PROJECTOR LED HEADLAMP

Lamps feature 2 D-shaped optical lenses, single low-beam lens and three high-beam lenses. The low-beam pattern remains on at all times and the switched high beam adds additional punch down the middle of the road. The LED lamps are DOT and ECE compliant.

Fits '06-'11 VRSCD and VRSCDX, '15-'20 XG, '04-'22 XL, '09-'13 XR, '91-'17 Dyna® (except FLD and '91-'05 FXDWG), '84-'99 FLSTS and FXSTS, '08-'11 FLSTSB, '05-'06 FLSTSC, '10-'12 FLSTSE, '00-'17 FXCW, FXCWC, FXS, FXSB, FXSBSE, FXST, FXSTB, FXSTC and FXSTD models. Some models require Vibration Damper P/N 67700059 or Housing Kit P/N 67700093B.

67700144A Chrome.

67700145A Black.

Also available:

HEADLAMP VIBRATION DAMPER

Required for mounting the LED headlight in certain models. This damper adds rigidity to the headlamp housing.

67700059

Required on '00-'03 FLSTS, '05-'07 FLSTSC, '07-'10 FXSTC, '00-'07 FXSTD and '00-'06 FXSTS models equipped with LED Headlamp.

Also available:

5-3/4" LED HEADLAMP HOUSING KIT

Required for installation of 5-3/4" LED Headlamp on specified models.

67700093B

Required on '10-'22 XL1200X, '18-'22 XL1200XS and '06-'17 Dyna models (except FXDL, FXDLS and FXDWG) equipped with 5-3/4" LED headlamps. FXDF models require separate purchase of Mounting Block P/N 67741-06.

LIGHTING

Model Family Fitment:

V-ROD
 SPORTSTER
 DYNA

 SOFTAIL
 TOURING

532 LIGHTING

Headlamps – LED

A. DAYMAKER® SIGNATURE REFLECTOR LED HEADLAMP

Surrounded by a glowing halo of light, these Daymaker® Signature Reflector LED Lamps offer superior nighttime performance while making a bold visual statement. These brilliant LED lamps produce a bright-white beam that lights up the surroundings and draws the attention of oncoming traffic. The natural daylight lamp color is easy on your eyes and is tuned to enhance and amplify the reflective character of highway signs and lane markers. The efficient LED elements are hidden behind the lamp's stylish center crossbar, and project their brilliant light onto the optically tuned reflector bowls for a focused beam of light. The always-on low-beam produces a wide pool of general lighting, and the high beam adds focused light to add punch down the middle of the lane. The long-life solid-state LED lamps are housed in weather-sealed shock and vibration-resistant lamp assemblies. Installation is simple, and the plug-in lamps require no splicing. Meets DOT and ECE standards.



A. 7" DAYMAKER SIGNATURE REFLECTOR LED HEADLAMP – BLACK (SHOWN WITH 4" DAYMAKER SIGNATURE REFLECTOR LED AUXILIARY LAMPS)



A. 7" DAYMAKER SIGNATURE REFLECTOR LED HEADLAMP – CHROME (SHOWN WITH 4" DAYMAKER SIGNATURE REFLECTOR LED AUXILIARY LAMPS)



A. 7" DAYMAKER SIGNATURE REFLECTOR LED HEADLAMP – CHROME



A. 7" DAYMAKER SIGNATURE REFLECTOR LED HEADLAMP – BLACK



A. 5-3/4" DAYMAKER SIGNATURE REFLECTOR LED HEADLAMP – CHROME



A. 5-3/4" DAYMAKER SIGNATURE REFLECTOR LED HEADLAMP – BLACK

Fits '12-'16 FLD, '91-'24 Softail® equipped with 7" round headlamp, '94-later Touring (except Road Glide®, FLTRT and '23-later FLHXSE, FLTRXSE, '24-later FLHX and '25-later FLHXU), '12-'16 FLD, '94-'13 Touring, '09-'13 Trike, and '94-'17 Softail® models equipped with Freight Train Headlamp Nacelle Kit require separate purchase of Headlamp Mounting Ring Kit P/N 67700439 and jumper PN 69201070. '14-'20 FLHR (except '14 FLHRSE), FLHRC, FLHRXS and '20-Later FLRT (DOM) models require separate purchase of Wiring Harness P/N 69202452. Stock on '18-later Softail.

67700353A 7" Chrome.

67700354A 7" Black.

Fits '15-later XG500, XG750, '17-later XG750A, '11-later XL1200C, '10-later XL1200X, '18-later XL1200XS, '06-'17 FXDB, '16-'17 FXDLS, and '10-'17 FXDWG and '18-'24 FXBB and FXLR, '20-'24 FXLRS and '21-'24 FXBBS models. All models (except XG500, XG750, and XG750A) require separate purchase of Headlamp Bucket Kit P/N 67700455. XL1200C requires separate purchase of Mounting Block P/N 67746-11. Stock on '18-'24 Softail.

67700356A 5-3/4" Black.

4" DAYMAKER SIGNATURE REFLECTOR LED AUXILIARY LAMPS

These auxiliary lamps feature reflector bowls that are shaped to add an enhanced pool of light in front of and to the sides of the motorcycle. The LED lamps produce a bright white beam of light, and the modern smooth lens and center-bar reflector design complements the matching Daymaker Signature LED headlamp for a unified look. Meets DOT and ECE standards.

Fits models with 4" round auxiliary forward lighting. '04-earlier models with auxiliary lamps equipped with spade connectors require separate purchase of Adapter Harness P/N 68355-05 (Qty 2). Does not fit FLFB, FLHC, FXBB, FXBR, FXLRS, FXLRST, '23-later FLHXSE, FLTRXSE, FLTRXSTSE, '24-later FLHX, FLTRX and '25-later FLHXU models.

68000252 Chrome – Pair.

68000253 Black – Pair.

Also available:

7" HEADLAMP MOUNTING RING KIT

Required for installation of accessory 7" LED Headlamps on specific models.

67700439

Fits '12-'16 FLD, '94-'13 Touring (except Road Glide®) and '09-'13 Trike models. Also fits '94-'17 Softail models equipped with Freight Train Headlamp Nacelle Kit.

Also available:

5-3/4" LED HEADLAMP HOUSING KIT

Required for installation of 5-3/4" Daymaker Signature LED Headlamp P/N 67700355 or 67700356 on specific models. Kit includes headlamp bucket, mounting blocks and necessary hardware.

67700455

Fits '10-'20 XL1200C, '10-'22 XL1200X, '18-'22 XL1200XS, '06-'17 FXDB, '16-'17 FXDLS, '10-'17 FXDWG and '13-'17 FXSB models.

Model Family Fitment:

- V-ROD
- SPORTSTER
- DYNA
- SOFTAIL
- TOURING

LIGHTING 533

Headlamps – LED

B. DAYMAKER® REFLECTOR LED FOG LAMPS

Compact 2.5" bullet-shaped reflector-optics fog lamps produce a bright white pool of light near the vehicle and fill in the dark area between the bike and the low-beam pattern. The fog lamps project a smooth light pattern spread without distracting hot spots and the natural daylight lamp color enhances and amplifies the reflective character of lane markers. Unlike some traditional fog lamps, the low-draw LED lamps do not burden the bike's electrical system. The long-life solid-state LED lamps are sealed in shock and vibration-resistant housings that mount to the engine guard or the Road Glide® fairing for a clean appearance. Fog lamps are DOT and ECE compliant.

Fits Dyna®, Softail®, Touring and Trike (except FLRT and FLTRT, '23-later FLHXSE, FLTRXSE, '24-later FLHX, FLTRX and FLTRXSTSE) models equipped with 1.25 inch diameter engine guards. Does not fit models with Mustache Engine Guards. Installation requires separate purchase of model-specific Mount Kit and Wiring Harness Kit. Mount Kits: '15-'22 Road Glide® models require separate purchase of fairing mount Road Glide® LED Fog Lamp Mount Kit P/N 68000183 or 68000184. All other models require separate purchase of an engine guard clamp kit (Short P/N 68000171 or 68000141, Long P/N 68000170 or 68000142). Wiring Harness Kits: '23-later FLTRXSE & FLHRXSE and '24-later FLHX and FLTRX require separate purchase of harness P/N 69203208. '14-later Electra Glide®, Road Glide®, Street Glide® and Tri Glide® models require separate purchase of harness P/N 69201109. '97-'13 Electra Glide®, Road Glide®, Street Glide® and Trike models requires separate purchase of harness P/N 69200864. '97-later Road King® (except FLHRS and FLRT) require separate purchase of harness P/N 69201108.

68000386 Chrome Housing.

68000387 Gloss Black Housing.

Also available:

LED FOG LAMP WIRING HARNESS

69203216

Fits '23-later FLTRXSE and FLHRXSE, and '24-later FLHX, FLTRX, and FLTRXSTSE.

69200863

Fits Dyna® and '84-'17 Softail® models. Kit includes universal handlebar-mounted switch.

69201108

Fits '97-later Road King® (except FLHRS). Kit uses Original Equipment nacelle switch to power the fog lamps for Road King®, FLHRXS models require separate purchase of P/Ns 15346-98A, 71522-08 and 74408-08A.

69201109

Fits '14-later Electra Glide®, Road Glide, Street Glide® and Tri Glide® models. Street Glide and Road Glide Custom models require separate purchase of Switch Pack P/N 69200172. Not required for fairing mount Road Glide LED Fog Lamp Mount Kits, P/N 68000183 and 68000184. Does not fit '23-later FLHXSE, FLTRXSE, '24-later FLHX, FLTRX and FLTRXSTSE and '25-later FLHXU models.

69200864

Fits '97-'13 Electra Glide, Road Glide, Street Glide and Trike models. Models without an Original Equipment fog lamp switch require separate purchase of Switch Kit P/N 71505-96.

C. LED FOG LAMP ENGINE GUARD CLAMP KIT

Fits Touring and Trike models equipped with 1.25" Engine Guards and fairing lowers.

68000170 Chrome.

68000142 Gloss Black.

Fits Dyna, Softail, Touring, and Trike models equipped with 1.25" engine guards. Does not fit models with Mustache Engine Guards. Does not fit models equipped with Original Equipment or accessory fairing lowers.

68000171 Chrome.

68000141 Gloss Black.

D. ROAD GLIDE® LED FOG LAMP MOUNT KIT

Fits '15-later Road Glide® and '23-later FLTRT models with Original Equipment or accessory bullet turn signals. Requires separate purchase of Daymaker® Reflector LED Fog Lamps. May require purchase of OEM switch pack, see dealer for details.

68000183 Chrome.

68000184 Gloss Black.



B. DAYMAKER REFLECTOR LED FOG LAMPS



B. DAYMAKER REFLECTOR LED FOG LAMPS – CHROME HOUSING



B. DAYMAKER REFLECTOR LED FOG LAMPS – GLOSS BLACK HOUSING



B. DAYMAKER REFLECTOR LED FOG LAMPS – CHROME & GLOSS BLACK



C. LED FOG LAMP ENGINE GUARD CLAMP KITS – CHROME & GLOSS BLACK



D. ROAD GLIDE LED FOG LAMP MOUNT KIT – CHROME



D. ROAD GLIDE LED FOG LAMP MOUNT KIT – GLOSS BLACK

534 LIGHTING

Headlamps – Auxiliary

A. LED FOG LAMPS

Designed to integrate with Engine Guard Lower for a clean custom look, these brilliant LED fog lamps produce a bright white pool of light near the vehicle and fill in the dark area between the bike and the low-beam pattern. Projects a smooth light pattern spread without distracting “hot spots”. Natural “daylight” lamp color enhances and amplifies the reflective character of lane markers. Long-life solid-state and low-draw LED lamps are sealed in shock and vibration-resistant housings that mount within the Engine Guard Lower for a clean custom appearance.

68000453

Fits '25-later FLHXU, '23-later FLHXSE and FLTRXSE and '24-later FLHX and FLTRX models equipped with Fairing Lower. Requires separate purchase of LED Fog Lamp Wiring Harness P/N 69203622.

B. LED FOG LAMP WIRING HARNESS

Required for installation of LED Fog Lamp Kit P/N 68000453.

69203622

Fits '25-later FLHXU, '23-later FLHXSE and FLTRXSE and '24-later FLHX and FLTRX models equipped with Fairing Lower when installing LED Fog Lamps P/N 68000453.

C. DAYMAKER® LED FORWARD AUXILIARY LIGHTS

These rugged auxiliary LED lights offer three-way function that will serve the adventure touring rider in any situation. Installed as a pair, each light has a three beam, four-lens design within durable aluminum housing. In daylight these lights also make the motorcycle more conspicuous to other motorists. The factory-integrated design makes these lights easy to install and a perfect fit and look on the bike. Fog lights produce a widepool of light directly in front of the motorcycle to light the edge of the road in low-visibility conditions. Driving lights punch light further down the road to augment headlight performance. Off-Road beams deliver 275-meter forward visibility and 50-meter side visibility to light up the trail (not street legal). Powder coated lightweight Aluminum housing. High-impact hard-coated and anti-fog coated outer lens. Sold as a pair. Installation requires separate purchase of Auxiliary Light Installation Kit.

68000340

Fits '21-later RA1250, RA1250S and RA1250SE if Brush Guard is installed. Also fits '14-later Touring models (except '23-later FLHXSE, FLTRXSE, '24-later FLHX, FLTRX, FLTRXSTSE and '25-later FLHXU models). Stock '24 RA1250SE models. Lamps require additional installation kits as follows: '24 RA1250S models require 2x P/N 10200924, 2x P/N 10200691, 2x P/N 68000403, 2x P/N 69203245 and 2x P/N 10006 (Does not require purchase of a switch pack, lights are controlled through instrument menu on vehicle only). '21-'23 RA1250S and '21-later RA1250 models require Install Kit P/N 68000343. '14-later Road Glide models require Install Kit P/N 68000342. All other '14-later Touring models require Install Kit P/N 68000341.

D. AUXILIARY LIGHT INSTALLATION KIT

Installation kit includes a wiring harness, mounting brackets, and switch pack for installing Daymaker LED Forward Auxiliary Lights.

Fits '21-'24 RA1250 and RA1250S and '24-later RA1250SE models.

68000343

Fits '14-later Road Glide® models. '14-'16 models require Connector Adapter P/N 69201900.

68000342



A. LED FOG LAMPS



B. LED FOG LAMP WIRING HARNESS



C. DAYMAKER LED FORWARD AUXILIARY LIGHTS



D. AUXILIARY LIGHT INSTALLATION KIT

Model Family Fitment:

- V-ROD
- SPORTSTER
- DYNA
- SOFTAIL
- TOURING

LIGHTING 535

Headlamps – Auxiliary

E. CUSTOM AUXILIARY LIGHTING KIT

Shaped by the wind, this Auxiliary Lighting Kit follows the contours of the triple tree and headlamp shell for a custom look. The elegant cantilever brackets serve as stylized mounting points for the passing lamp and turn signal housings and eliminate the cross brace and flat side supports of traditional auxiliary lamps.

Fits '14-later FLHT, FLHX, FLHXS and FLHXST models. Kit includes passing lamp housings, retaining rings, mounting brackets, bullet turn signals, auxiliary lamp switch and hardware. Auxiliary Lamp Bulbs sold separately.

67800367A Chrome.

67800366A Gloss Black.

Also available:

CUSTOM AUXILIARY LAMP BRACKET TURN SIGNAL KIT

Add your choice of Bullet Style Turn Signals to the Custom Passing Lamp Bracket. Select from amber, clear or smoked lens turn signal kits to complement your custom direction. Kit includes left and right bullet turn signal housing, two lenses and two front bulbs.

Fits '94-'13 FLHR and '97-'13 FLHT and FLHX models equipped with Custom Auxiliary Lighting Bracket Kits.

67800166 Black Smoked Lens, Amber Bulb.

Also available:

CUSTOM AUXILIARY LAMP BRACKET HARDWARE KIT

Add Custom Passing Lamp Brackets to your Road King® model.

69235-04

Required to install the Custom Auxiliary Lighting Bracket Kit P/N 69227-04A on '94-'13 Road King® models equipped with a H-D™ Detachables™.

69234-04

Required to install the Custom Auxiliary Lighting Bracket Kit P/N 69227-04A on FLHRS models not presently equipped with a windshield, but wish to install a windshield at the same time or in the future.

F. AUXILIARY LAMP BULB KITS

Available in 3 lens styles, these sealed beam bulbs are a direct replacement for Original Equipment or accessory Auxiliary Lighting Kits.

Fits all models with Original Equipment or accessory Auxiliary Lighting Kits (except '18-later Softail®, '14-later Street Glide®, Electra Glide®, Ultra Limited® and Trike models). Sold in pairs.

1. Clear Lens with Halogen Bulb

68208-98A

2. Clear Lens and Vertical Reflector Optics

68348-05

G. INDEPENDENT CONTROL AUXILIARY LAMP WIRE HARNESS KIT

Maximize your nighttime view down a lonely stretch of back road. This simple-to-install wiring harness permits independent control of your bike's auxiliary lamps and allows the lamps to be switched on when the headlamp is in either the low or high beam setting.

69200441

Fits '98-'13 Electra Glide, Street Glide and Trike models equipped with auxiliary lamps.

69200442

Fits '96-'17 FL Softail® and '97-'13 Road King® models equipped with auxiliary lamps.



E. CUSTOM AUXILIARY LIGHTING KIT – CHROME (67800367A SHOWN)



E. CUSTOM AUXILIARY LIGHTING KIT – CHROME



E. CUSTOM AUXILIARY LIGHTING KIT – GLOSS BLACK



F. AUXILIARY LAMP BULB KITS



G. INDEPENDENT CONTROL AUXILIARY LAMP WIRE HARNESS KIT (TOURING SHOWN)

LIGHTING

536 LIGHTING

Headlamp Trim

A. FRENCHED TRIM RING COLLECTION


This chrome-plated Headlamp Trim Ring extends forward, giving the headlamp assembly a frenched look reminiscent of classic hot rod car designs by recessing the headlamp and adding the appearance of depth. Functions as a direct replacement for the Original Equipment trim ring, except when used with P/N 69627-99, where it easily installs over the Original Equipment trim ring. (Does not fit with Accessory Headlamp Visor or Passing Lamp Visor.)

1. 69627-99 Headlamp.
Fits '12-'16 FLD, '94-later Road King®, '83-'13 Touring (except Tour Glide™ and Road Glide®) and '08-'13 Trike models. Also Fits '86-'17 FL Softail® models with Freight Train Headlight Nacelle. (Does not fit with Fairing Bra P/N 57800-00.)

2. 69622-99B Passing Lamp.
Fits '62-later models equipped with Original Equipment or accessory Auxiliary Lamp Kits. Sold in pairs.

3. 69740-01 Turn Signal – Flat Lens.
Fits flat lens turn signals on rear of '06 FLST, '94-'17 FLSTC, '94-'97 FLSTN and on the front and rear of '14-later FLHR, FLHRC and '88-'13 Touring (except FLHRS, FLHX and '04-'13 FLTR) models. Also fits FL Softail models with front Turn Signal Relocation Kit P/N 68413-99 or 68412-99.

69626-99 Headlamp.
Fits '94-'17 FLS, FLSS, FLSTF, FLSTFB, FLSTFBS and FLSTN and '15-later FLRT models.



**A. FRENCHED TRIM RING COLLECTION
(HEADLAMP, PASSING LAMP AND TURN SIGNAL TRIM RINGS) – ROAD KING**



A. FRENCHED TRIM RING – SOFTAIL STANDARD



**B. VISOR STYLE TRIM RING COLLECTION
(HEADLAMP, PASSING LAMP AND TURN SIGNAL TRIM RINGS) – ROAD KING**



B. VISOR STYLE TRIM RING – ELECTRA GLIDE



B. VISOR STYLE TRIM RING – SOFTAIL DELUXE



B. VISOR STYLE TRIM RING – XL/DYNA



B. VISOR STYLE TRIM RING – XL CUSTOM

LIGHTING 537

Headlamp Trim

B. VISOR STYLE TRIM RING COLLECTION

These chrome-plated Visor Style Trim Rings recess the headlamp into the housing and add a traditional eyebrow design to the headlamp shell. The trim ring stretches the profile of the bike for a long, lean appearance. Add matching Visor Style Passing Lamp and Turn Signal Trim Rings for a true custom look.

1. 69733-05 Headlamp.
Fits '12-'16 FLD, '94-later Road King®, '83-'13 Touring (except Tour Glide™ and Road Glide®) and '08-'13 Trike models. Also fits '86-'17 FL Softail® models with Freight Train Headlight Nacelle. (Does not fit with Fairing Bra P/N 57800-00.)

2. 69732-05 Passing Lamp.
Fits '62-later models equipped with Original Equipment or accessory Auxiliary Lamp Kits. Sold in pairs.

3. 69749-05 Turn Signal – Flat Lens.
Fits flat lens turn signals on rear of '06 FLST, '94-'17 FLSTC, '94-'97 FLSTN and on the front and rear of '14-later FLHR, FLHRC and '88-'13 Touring (except FLHRS, FLHX and '04-'13 FLTR) models. Also fits FL Softail models with front Turn Signal Relocation Kit P/N 68413-99 or 68412-99.

67700216 Headlamp.
Fits '14-later Electra Glide®, Street Glide®, Ultra Limited®, Tri Glide® and '94-later Road King® models. Does not fit '23-later FLHXSE, '24-later FLHX, FLTRX and FLTRXSTSE models.

69734-05 Headlamp.
Fits '94-'17 FLS, FLSS, FLSTF, FLSTFB, FLSTFBS and FLSTN and '15-later FLRT models.

69738-05 Headlamp.
Fits '96-'22 XL883C, XL1200C and XL1200V, '16-'20 XL1200CX, '18-'22 XL1200XS, '99 FXR, '97-'03 FLSTS, '05-'07 FLSTSC, '07-'10 FXSTC, '00-'07 FXSTD, '93-'06 FXSTS and '95-'97 FXSTSB models.

Model Family Fitment:

- V-ROD
- SPORTSTER
- DYNA
- SOFTAIL
- TOURING

538 LIGHTING

Headlamp Trim Rings

A. HEADLAMP TRIM RING – GLOSS BLACK

Finish the Dark Custom look by replacing the Original Equipment chrome headlamp trim ring with sinister black. Easy to install, the ring's rich black surface matches the stock headlamp shell finish for a unified look.

46555-03B 7" Headlamp.
Fits '94-later Touring models (except Road Glide®, '23-later FLHXSE, '24-later FLHX and '25-later FLHXU) and FLHTCUTG models.

61400573 7" Headlamp.
Fits '18-later FLDE, FLHC, FLHCS, FLSB and FLSL models.

67700487 7" Headlamp.
Fits '93-'17 Softtail models. Fits '18-later Softtails (except '18-later FLFB and FLFBS) and '15-later FLRT models with 7" Headlamp. Does not fit Softail models equipped with Freight Train Nacelle Headlamp Kit.

67700115 7" Headlamp.
Fits '08-'17 FLS, FLSS, FLSTF, FLSTFB, FLSTFBS and FLSTN and '15-later FLRT models.

61400574 5-3/4" Headlamp.
Fits '18-later FXBB, FXLR, FXST and FXBBS models.

67700116 5-3/4" Headlamp.
Fits '05 VRSCB, '04-'22 XL883, XL883L, XL883N, XL883R, XL1200L, XL1200N, XL1200R, XL1200T, XL1200X, and XL1200XS, '12-'20 XL1200C, '16-'20 XL1200CX, '94-'17 Dyna® (except FXDF and FLD equipped with 7" headlamp), '94-'15 FXLR, FXST and FXSTB, '08-'17 FLSTSB and FXS, '16-'17 FXSE and '94-'99 FXSTC models.

67700117 4" Passing Lamp.
Fits '62-later models equipped with Original Equipment or accessory Auxiliary Lamp Kits. Sold in pairs.

B. CONTOURED HEADLAMP TRIM RING

Add an integrated look to your headlamp. The Contoured Headlamp Trim Ring, introduced on the Screamin' Eagle® Road King model, is designed to visually reduce the space between the headlamp bulb and the headlamp housing for a sleek, custom style. The bright chrome finish matches the headlamp housing for a factory original look.

69604-03A
Fits '83-later Touring (except Tour Glide, Road Glide® and '23-later FLHXSE and '24-later FLHX and '25-later FLHXU). Also fits '86-'17 FL Softtail® models with Freight Train Headlight Nacelle. Does not fit Trike models.



A. HEADLAMP TRIM RING – GLOSS BLACK (ROAD KING SHOWN)



A. HEADLAMP TRIM RING – GLOSS BLACK ('19 SOFTAIL SLIM SHOWN)



A. HEADLAMP TRIM RING – GLOSS BLACK (FAT BOY LO SHOWN)



A. HEADLAMP TRIM RING – GLOSS BLACK ('19 STREET BOB SHOWN)



A. HEADLAMP TRIM RING – GLOSS BLACK (IRON 883 SHOWN)



B. CONTOURED HEADLAMP TRIM RING



C. FRENCHED TRIM RING COLLECTION – GLOSS BLACK (ELECTRA GLIDE SHOWN)



C. FRENCHED TRIM RING COLLECTION – GLOSS BLACK (ROAD KING SHOWN)



D. VISOR STYLE TRIM RING COLLECTION – GLOSS BLACK (ELECTRA GLIDE SHOWN)



D. VISOR STYLE TRIM RING COLLECTION – GLOSS BLACK (ROAD KING SHOWN)

LIGHTING 539

Headlamp Trim Rings

C. FRENCHED TRIM RING COLLECTION – GLOSS BLACK

This easy-to-install Headlamp Trim Ring extends forward, giving the headlamp assembly a frenched look reminiscent of classic hot rod car designs by recessing the headlamp and adding the appearance of depth. Does not fit with accessory Headlamp Visors or Passing Lamp Visors.

61400294 7" Headlamp – Gloss Black.
Fits '14-later Electra Glide®, Street Glide®, Ultra Limited®, Tri Glide® and '94-later Road King® models. Does not fit '23-later FLHXSE, '24-later FLHX, FLTRX and FLTRXSTSE models.

D. VISOR STYLE TRIM RING COLLECTION – GLOSS BLACK

These easy-to-install Visor Style Trim Rings recess the headlamp into the housing and add a traditional eyebrow design to the headlamp shell. The trim ring stretches the profile of the bike for a long, lean appearance.

61400292 7" Headlamp – Gloss Black.
Fits '14-later Electra Glide®, Street Glide®, Ultra Limited®, Tri Glide® and '94-later Road King® models. Does not fit '23-later FLHXSE, '24-later FLHX, FLTRX and FLTRXSTSE models.

61400293 7" Headlamp – Gloss Black.
Fits '12-'16 FLD, '83-'13 Touring (except Tour Glide™ and Road Glide®), '94-later Road King and '08-'13 Trike models. Also fits '86-'17 FL Softtail models with Freight Train Headlight Nacelle. Does not fit with Fairing Bra P/N 57800-00.

Model Family Fitment:

- V-ROD
- SPORTSTER
- DYNA
- SOFTAIL
- TOURING

540 LIGHTING

Headlamp Trim Rings

A. LAMP VISORS

This complete collection of Lamp Visors dresses your bike for a true custom look.

Headlamp

Fits 7" Headlamp (except '18-later Softail® and '14-later FLHT, FLTHCU, FLHTCUL, FLHTK, FLHTKL, FLHTKSE, FLHX, FLHXS, FLHXST, FLHXSE, FLTRKSE, FLTRU, FLTRX, FLTRXS, FLTRXST, FLTRXSE, FLHTCUTG models). (Does not fit with accessory Headlamp Trim Rings.) Road King® models require separate purchase of Headlamp Mounting Kit P/N 67761-96.

69793-07	Skull.
67752-77T	Classic Chrome.
67791-91T	Eagle Wing.

Passing Lamp

Fits all Passing Lamps. ('87-later models require Passing Lamp Trim Rings P/N 68775-93TA.) (Does not fit models with Passing Lamp Trim Rings P/N 69622-99B or 69732-05.) Sold in pairs.

69795-07	Skull.
67783-78T	Classic Chrome.
67796-91T	Eagle Wing.

Flat Lens Turn Signal

Fits front turn signals on '88-'17 FLSTC, '94-later FLHR, '07-later FLHRC, '86-'09 FLHT, '86-'13 FLHTC, '89-'13 FLHTCU and '10-'13 FLHTK models. Sold in pairs.

67734-88T	Classic Chrome.
67735-91T	Eagle Wing.

Flat Lens Turn Signal

Fits rear turn signals on '86-'92 FXRT, '86-'90 FLST, '88-'17 FLSTC, '94-later FLHR, '07-later FLHRC, '86-'09 FLHT, '86-'13 FLHTC, '89-'13 FLHTCU and '10-'13 FLHTK models. Also fits front and rear turn signals on '88-'91 FLTC, '89-'96 FLTCU and '99-'03 FLTR models. Sold in pairs.

67738-91T	Eagle Wing.
------------------	-------------

Also available:

ROAD KING® HEADLAMP VISOR MOUNTING KIT

Allows 7" headlamp visors to be mounted on Road King® motorcycle.

67761-96	Fits '94-later FLHR, FLHRC and FLHRXS models. Visor and Trim Ring not included.
-----------------	---


Also available:

PASSING LAMP TRIM RINGS

68775-93TA
Replaces Original Equipment P/N 68725-62. Required for proper installation of H-D® Passing Lamp Visors on '87-later models (except FXSTD).



A. SKULL COLLECTION LAMP VISORS



A. CLASSIC CHROME LAMP VISORS



A. EAGLE WING LOGO LAMP VISORS



B. BULLET TURN SIGNAL TRIM RINGS – VISOR STYLE



B. BULLET TURN SIGNAL TRIM RINGS – FRENCHED STYLE



C. BULLET TURN SIGNAL VISOR TRIM RINGS – BLACK



D. TURN SIGNAL LENS KIT – CLEAR, BULLET LENS



D. TURN SIGNAL LENS KIT – SMOKED, BULLET LENS

LIGHTING 541

Turn Signal Trim

B. BULLET TURN SIGNAL TRIM RINGS

Trim ring contour matches the turn signal housing and extends out past the lens for a sleek appearance. These easy-to-install chrome-plated trim rings look great alone or in combination with Headlamp Trim Rings. Available in Visor Style for a nostalgic look or in Trim Ring style for contemporary frenched contour. Sold in pairs.

Front or Rear, Amber Lenses

Fits models equipped with bullet style turn signals (except models equipped with stop/tail/turn lights).

69756-05	Amber, Visor Style.
-----------------	---------------------

Front, Lenses with Amber Bulbs

Fits models equipped with front bullet style turn signals (except models equipped with Original Equipment or Accessory LED turn signals).

69758-05	Smoked, Visor Style.
69752-04	Smoked, Frenched Style.

Rear, Lenses with Amber Bulbs

Fits models equipped with bullet style turn signals (except models equipped with stop/tail/turn lights).

69759-05	Smoked, Visor Style.
-----------------	----------------------

Rear, Red Lenses

Fits rear of models equipped with bullet style turn signals (except models equipped with stop/tail/turn lights).

69757-05	Red, Visor Style.
69736-02	Red, Frenched Style.

C. BULLET TURN SIGNAL VISOR TRIM RING – BLACK

Visor-shaped trim rings add a traditional look to the contemporary style of the bullet turn signal. These easy-to-install black finish trim rings are available with smoked or red lenses to match your customizing direction. Sold in pairs.

73342-09 Front, Smoked Lens, Amber Bulb.
Fits '08-'22 XL883N, XL1200N, XL1200NS, XL1200X and XL1200XS, '11-'13 XL1200C, '16-'20 XL1200CX, and '08-later FL Softail® models (except '18-later FLDE). Does not fit FLSTC or models equipped with Original Equipment or accessory LED signal lamps.

73343-09 Rear, Smoked Lens, Amber Bulb.
Fits '09-'17 FLSTSB models (except models equipped with Original Equipment or accessory LED turn signals).

D. TURN SIGNAL LENS KIT – SMOKED AND CLEAR

Add a unique touch to your bike. These Turn Signal Lens Kits replace the amber lenses for a clean front and rear appearance. Available in clear and smoked versions. Meets DOT requirements.

Fits '00-later models with bullet turn signals (except VRSC™ and models equipped with rear red lens stop/turn/tail signals). Fits '24-later FLI and '23 FLTRKSEANV models. Does not fit FLFB, FLHC, FXBB, FXBR, FXLRS, FXLRST, '23-later FLHFB, FLHXSE, FLTRXSE, '24-later FLHX, FLTRX, FLTRXSTSE, '25-later FLHXU and '24 RA1250SE models.

69303-02	Clear – Bullet Lens.
69304-02	Smoked – Bullet Lens.

Fits front lenses on '08-'22 XL883N, XL1200CX, XL1200N, XL1200T and XL1200X, '11-'22 XL1200C and XL1200V, '16-'17 FXDLS, '12-'17 FLS and FLSS, '08-'11 FXCW and FXCWC, '11-'13 FXS and '16-'17 FXSE models. This kit includes 2 lenses and 2 amber bulbs.

69208-09	Smoked – Bullet Lens.
-----------------	-----------------------

Model Family Fitment:

■ V-ROD	■ SPORTSTER	■ DYNA
■ SOFTAIL	■ TOURING	

LIGHTING

542 LIGHTING

Turn Signals

A. CUSTOM TOURING FRONT BULLET TURN SIGNAL KIT

Add the lean, stripped-down look of the FLHX models to your Electra Glide® or Road King® motorcycle. Complete kit replaces the Original Equipment passing lamps and flat lens turn signal mounts with streamlined bullet-style turn signals. The chrome-plated brackets serve as stylized mounting points for the turn signals and conceal the wiring for a clean, custom appearance.

67800167 Gloss Black with Smoked Lenses.
Fits '96-'13 FLHT, FLHTC and FLHX, '05-'13 FLHTCU and FLHTK and '09-'13 FLHTCUTG models. Will not fit vehicles equipped with Non-Vented Fairing Lower.

B. STREET GLIDE® FRONT BULLET TURN SIGNAL MOUNT KIT – GLOSS BLACK

Complement the lean, stripped-down look of your Street Glide® model. Manufactured from Original Equipment components, these rich gloss black Turn Signal Mounts replace the factory-installed chrome mounts to complete the blacked-out look. The brackets serve as stylized mounting points for the Original Equipment or accessory LED bullet turn signals, and conceal the wiring for a clean, custom appearance. Kit includes left and right mounting bracket.

67800706
Fits '14-later FLHT, FLHX, FLHXS and FLHXSE models.

C. ROAD GLIDE® FRONT BULLET TURN SIGNAL MOUNTS – GLOSS BLACK

Complete the sinister look of your Road Glide® model. Manufactured from Original Equipment components, these rich gloss black Turn Signal Mounts replace the factory-installed chrome mounts, and continue the blacked-out look. The brackets serve as stylized mounting points for the Original Equipment or accessory LED bullet turn signals, and are the perfect complement to Gloss Black Fairing Support P/N 47200278, a gloss black engine guard and gloss black front end components. Kit includes right and left hand mounts.

67800707
Fits '15-later Road Glide models.



A. CUSTOM TOURING FRONT BULLET TURN SIGNAL KIT – CHROME



A. CUSTOM TOURING FRONT BULLET TURN SIGNAL KIT – GLOSS BLACK



B. STREET GLIDE FRONT BULLET TURN SIGNAL MOUNT KIT – GLOSS BLACK



C. ROAD GLIDE FRONT BULLET TURN SIGNAL MOUNTS – GLOSS BLACK



Model Family Fitment:
 V-ROD SPORTSTER DYNA
 SOFTAIL TOURING

LIGHTING 543

Turn Signals

D. LED BULLET TURN SIGNAL INSERT KIT

Grab the attention of the traffic around you. These LED Turn Signal Inserts feature a single bright, fast-acting amber or red LED lamp sealed in a waterproof housing. The multi-faceted reflector amplifies the light, and the focused lens spreads the light across the lamp's surface. The drop-in lamp assembly replaces the bulb and reflector in the stock bullet turn signal housing for a simple on-bike installation, and the included plug-in harness and crimp connectors attach directly to the existing turn signal wiring. Installation does not require a control box or load equalizer for correct operation. Kit includes 2 LED modules, 2 wiring harnesses and crimping connectors. Customize the look with your choice of outer lens cover color. Lenses sold separately. Amber Inserts are DOT/ECE compliant. Red Inserts are DOT compliant.

Fits '14-later XL, '12-'16 FLD and FXDC, '12-'17 FLS and FLSS, '11-'17 FLSTN and FXST, '16-'17 FLSTF, FLSTFB, FLSTFBS and FXSB, '12 FLSTSE, '18-later Softail® (except FLDE, FLFB, FLHC, FXBB, FXBR, FXDRS, FXLRS and FXLRST) and '14-later Touring (except '23-later FLHFB, FLHXSE, FLTRXSE, FLTRXSTSE, '24-later FLHX, FLTRX, and '25-later FLHXU models) and Trike models. Does not fit some international configurations with sealed LED turn signals, check with dealer to confirm. Does not fit '14-later FLHR models. Fits '23 FLTRKSEANV models.

67800639 Amber LED Insert.
67800640 Red LED Insert.

E. LENSES FOR LED BULLET TURN SIGNAL INSERTS

Add a unique touch to your bike. These Turn Signal Lens Kits replace the Original Equipment lenses when you install LED Bullet Turn Signal Inserts P/N 67800639 or 67800640. Available in amber, clear, smoked and red to match your style or functional needs. Kit contains 2 lenses.

67800642 Amber Lenses.
For use with Amber LED Bullet Turn Signal Insert Kit. Fits most models with Original Equipment bullet style turn signals. Does not fit accessory LED Bullet Turn Signal Kit or models with sealed LED rear turn signals. ECE/DOT compliant.

67800643 Smoked Lenses.
For use with Amber or Red LED Bullet Turn Signal Insert Kit. Fits most models with Original Equipment bullet style turn signals. Does not fit accessory LED Bullet Turn Signal Kit or models with sealed LED rear turn signals. ECE/DOT compliant with Amber insert. DOT compliant with Red insert.

67800644 Clear Lenses.
For use with Amber or Red LED Bullet Turn Signal Insert Kit. Fits most models with Original Equipment bullet style turn signals. Does not fit accessory LED Bullet Turn Signal Kit or models with sealed LED rear turn signals. ECE/DOT compliant with Amber insert. DOT compliant with Red insert.

67800645 Red Lenses.
For use with Red LED Bullet Turn Signal Insert Kit. Fits most models with Original Equipment bullet style turn signals or models with sealed LED rear turn signals. Does not fit accessory LED Bullet Turn Signal Kit or models with sealed LED rear turn signals. DOT compliant. Does not fit FLFB, FLHC, FXBB, FXBR, FXLRS, FXLRST, '23-later FLHXSE, FLTRXSE, FLTRXSTSE, '24-later FLHX, FLTRX and '25-later FLHXU.



D. LED BULLET TURN SIGNAL INSERT KIT



D. LED BULLET TURN SIGNAL INSERT KIT – AMBER (SHOWN WITH CLEAR LENS)



D. LED BULLET TURN SIGNAL INSERT KIT – RED (SHOWN WITH CLEAR LENS)



E. LENSES FOR LED BULLET TURN SIGNAL INSERTS – AMBER



E. LENSES FOR LED BULLET TURN SIGNAL INSERTS – SMOKED



E. LENSES FOR LED BULLET TURN SIGNAL INSERTS – CLEAR



E. LENSES FOR LED BULLET TURN SIGNAL INSERTS – RED

Model Family Fitment:
 V-ROD SPORTSTER DYNA
 SOFTAIL TOURING

544 LIGHTING

Turn Signals

FRONT AND REAR SIGNATURE LED SIGNAL INSERTS

LED Turn Signals deliver modern signature style and function that improves rider conspicuity to surrounding traffic. The light pipe outer "signature" ring adds visibility and unique styling, while brilliant center LED elements flash with an eye-catching signal. Easy plug-and-play installation to Original Equipment signal housing takes less than five minutes.

A. FRONT SIGNATURE LED TURN SIGNAL INSERTS – AMBER/WHITE, SMOKED LENS

Signature LED turn signal insert with smoked lens provides a bright white daytime running lamp which turns off when the amber colored turn signal is activated.

67801147 DOT Compliant.
Fits domestic '16-later CVO™ models equipped with LED Bullet Turn Signals. Does not fit models with plastic bullet turn signals. Does not fit '23 FLTRKSEANV, '23-later FLHXSE and FLTRXSE, '24-later FLTRXSTSE and '24 RA1250SE models.

67801148 DOT Compliant.
Fits domestic '14-later Softail® (except '14-'15 FLSTF, FLSTFB, FXSB and FLFB, FLHC, FXBB, FXBR, FXLRS and FXLRST), Dyna® (except '14-'17 FXDF, FXDL, FXDWG, FXDBP, FXDP), Touring (except '23-later FLHFB, FLHXSE, FLTRKSEANV, FLTRXSE, FLTRXSTSE, '24-later FLHX, FLTRX and '25-later FLHXU), Trike, XL, and '14-'15 CVO (except FXSBSE and '18-later FLDE and FXDRS) models equipped with bullet turn signals. Does not fit models with plastic bullet turn signals.

B. SIGNATURE LED TURN SIGNAL INSERTS – AMBER/AMBER SMOKED LENS

Signature LED turn signal insert with smoked lens and amber colored turn signal.

67801184 ECE Compliant.
Fits international models: '14-'17 FLSTF, '14-'17 FLSTFB, '16-'17 FLSTFBS, '14 FXDC, '14-'17 FXDF, '14-'17 FXDL, '14-'17 FXDWG, '18-20 FXLR, '20-'24 FXLRS, '22-'24 FXLRST, '14 FXST (AUS ONLY), '14-'20 XL1200C, '14-'16 XL1200CA, '14-'17 XL1200CB, '14-'20 XL1200T, '14-'20 XL883L, and '14-'15 XL883R. Fits Domestic and Canadian models: '14-'17 FLSTF, '14-'16 FLSTFB, '16-'17 FLSTFBS, '14 FXDC, '14-'17 FXDF, FXDL, '18-'20 FXLR, '20-'24 FXLRS, '22-'24 FXLRST, '14-'19 XL1200C, '14-'17 XL1200T, and '14-'19 XL883L. Fits Canadian models: '14-'16 XL1200V, '18 XL1200NS, '14-'18 XL1200X, '18 XL1200XS, and '14-'18 XL883N. Rear only. Fits international '14-later Softail (except FLFB, FLHC, FXBB, FXBR, FXLRS, FXLRST, '14-'15 FLSTF, FLSTFB, FXSB, '18-later FLDE and FXDRS), '24-later FLI rear only, Dyna (except '14-'17 FXDF, FXDL, FXDWG, FXDBP, FXDP), Touring (except FLHR, FLHRC, '23-later FLHFB, FLHXSE, FLTRXSE and '24-later FLHX, FLTRX, FLTRXSTSE and '25-later FLHXU), Trike (Australia only), '14-later XL, and '14-'15 CVO (except FXSBSE) models equipped with bullet turn signals. Does not fit models with plastic bullet turn signals. Front only. Fits '23 FLTRKSEANV front turn signals not rears models. Does not fit '24 RA1250SE and '25-later RA1250ST models.

67801186 ECE Compliant.
Fits international '16-later CVO models (except non-Australian FLHTCUTGSE) equipped with LED Bullet Turn Signals. Does not fit models with plastic bullet turn signals. Does not fit FLFB, FLHC, FXBB, FXBR, FXLRS, FXLRST, '23-later FLHFB, FLHXSE, certain models of '23-later FLTRKSEANV and FLTRXSE and '24-later FLHX, FLTRX and FLTRXSTSE models.



A. FRONT SIGNATURE LED TURN SIGNAL INSERTS – AMBER/WHITE, SMOKED LENS



A. FRONT SIGNATURE LED TURN SIGNAL INSERTS – AMBER/WHITE, SMOKED LENS



B. FRONT SIGNATURE LED TURN SIGNAL INSERTS – AMBER/AMBER SMOKED LENS



B. FRONT SIGNATURE LED TURN SIGNAL INSERTS – AMBER/AMBER SMOKED LENS



C. REAR SIGNATURE LED TURN SIGNAL INSERT – RED



C. REAR SIGNATURE LED TURN SIGNAL INSERT – RED



D. REAR SIGNATURE LED TURN SIGNAL KIT – AMBER LIGHT - SMOKED LENS WITH CHROME HOUSING



D. REAR SIGNATURE LED TURN SIGNAL KIT – AMBER LIGHT - SMOKED LENS WITH BLACK HOUSING



D. REAR SIGNATURE LED TURN SIGNAL KIT – AMBER LIGHT - SMOKED LENS WITH CHROME HOUSING

LIGHTING 545

Turn Signals

C. REAR SIGNATURE LED TURN SIGNAL INSERT – RED

Signature LED turn signal insert with smoked lens provides a bright red run/brake/turn.

67801149 DOT Compliant.
Fits domestic '16-'17 FXSE and 18-later FLSE models equipped with LED Bullet Turn Signals.

67801150 DOT Compliant.
Fits domestic '14-later Softail® (except FLFB, FLHC, FXBB, FXBR, FXLRS, FXLRST and '14-'15 FLSTF, FLSTFB, FXSB), Dyna® (except '14-'17 FXDF, FXDL, FXDWG, FXDBP, FXDP), Touring (except '23-later FLHFB, FLHXSE, FLTRKSEANV, FLTRXSE and '25-later FLHXU) Trike, XL, and '14-'15 CVO™ (except FXSBSE and '18-later FLDE and FXDRS) models equipped with bullet turn signals. Does not fit models with plastic bullet turn signals.

67801329 DOT Compliant.
Fits '20-later FLHX, FLHXS, FLTRX, FLTRXS and FLHRXS models for lightbar applications. For US models only. Does not fit '24-later FLHX and FLTRX models.

D. REAR SIGNATURE LED TURN SIGNAL KIT – AMBER LIGHT - SMOKED LENS WITH HOUSING

LED Turn Signals deliver modern signature style and function that improves rider conspicuity to surrounding traffic. The light pipe outer "signature" ring adds visibility and unique styling, while brilliant center LED elements flash with an eye-catching signal. Signature LED turn signal set in compact bullet-shaped housing with smoked lens provides a bright amber run/brake/turn that is ECE compliant.

Fits '16-'20 XL1200CX, '18-later XL1200NS, '14-'16 XL1200V, '14-later XL1200X, '18-'20 XL1200XS, '14-later XL883N, '14-later FXDB, '15 FXDBB, '16 FXDBC, '16-'17 FXDLS, '09-later Touring (except '23-later FLHFB, FLHXSE, FLTRKSEANV, FLTRXSE, '24-later FLHX, FLTRX, FLTRXSTSE and '25-later FLHXU) and '14-'17 Softail models equipped with bullet turn signals for HDI Configuration (except models with plastic bullet turn signals).

67801151 Chrome.

67801152 Black.

Fits international '18-'20 FLFB, '18-later FLFBS, FLSE, FLSL, '18-'20 FXBB, '21 FXBBS, '18-19 FXBR, '18-later FXBRS, '18-'20 FXFB, '18-later FXFBS and '20-'21 FXST models.

67801326 Chrome.

67801327 Black.

Model Family Fitment:

- V-ROD
- SPORTSTER
- DYNA
- SOFTAIL
- TOURING

546 LIGHTING

Turn Signals

A. LED FLAT LENS TURN SIGNALS

Beautiful signature light for models with Flat Lens Turn Signals. These turn signals feature fast-acting, extra bright LEDs set in low-profile die-cast chrome housings. In the front, the lights function as running light and directional indicators. In the rear, the lights function as running light, brake light and directional indicators. The front amber lights are available in your choice of smoked or amber lens and the red rear lights are offered with either smoked or red lens. Installation does not require installation of a "control box" or load equalizer and the turn signals attach directly to existing wiring without cutting or splicing. Featuring pillow-style optics, a horizontal chrome band and a Bar & Shield medallion, these signals are the perfect match for the available LED Tail Lamps. Sold in pairs. Meets DOT requirements.

Fits '14-later Touring models equipped with flat lens turn signals.

67800375 Front, Smoked Lens.

Fits '01-'17 FLSTC and '01-'13 Touring models equipped with flat lens turn signals.

68411-10 Front, Amber Lens.

68435-10 Front, Smoked Lens.

Fits '23 FLHFB, '99-'17 FLSTC and '01-later Touring (except '23 FLTRKSEANV, '23-later FLHXSE and FLTRXSE, '24-later FLHX, FLTRX and FLTRXSTSE and '25-later FLHXU) models equipped with flat lens turn signals.

68127-10 Rear, Smoked Lens.



A. LED FLAT LENS TURN SIGNAL – AMBER



A. LED FLAT LENS TURN SIGNAL – SMOKED



A. LED FLAT LENS TURN SIGNAL – RED



B. TURN SIGNAL LENS KIT – SMOKED AND CLEAR

Add a unique touch to your bike. These Turn Signal Lens Kits replace the amber lenses for a clean front and rear appearance. Available in clear and smoked versions. Meets DOT requirements.

Fits '86-later models equipped with Flat Turn Signal Lenses. Kit includes 4 lenses and 4 amber bulbs (except FLFB, FLHC, FXBB, FXBR, FXLRS, FXLRST, '23-later FLHXSE, FLTRXSE, '24-later FLHX, FLTRX, FLTRXSTSE, '25-later FLHXU, '24 FLI and '24 RA1250SE).

69307-02 Clear – Flat Lens.

69308-02 Smoked – Flat Lens.



B. TURN SIGNAL LENS KIT – FLAT LENS, CLEAR



B. TURN SIGNAL LENS KIT – FLAT LENS, SMOKED




C. BULLET STYLE TURN SIGNAL KIT – FRONT, SMOKED LENS



C. BULLET STYLE TURN SIGNAL KIT – REAR, SMOKED LENS



D. FRONT TURN SIGNAL RELOCATION KIT – CHROME, (68517-94A SHOWN)



D. FRONT TURN SIGNAL RELOCATION KIT – GLOSS BLACK, (68643-09 SHOWN)



E. FRONT TURN SIGNAL SWIVEL ASSEMBLY KIT – CHROME

LIGHTING 547

Turn Signal Relocation Kits

D. FRONT TURN SIGNAL RELOCATION KIT

This kit includes the required hardware and wiring to move the front directional from the handlebar to the lower triple clamp.

Fits '88-'22 XL (except XL1200CX, XL1200T, XL1200X, XL1200XS and '11-'22 XL883L and XL1200C) and '91-'05 Dyna® models (except FXDWG and FXDXT).

68517-94A Chrome.

68643-09 Gloss Black.

E. FRONT TURN SIGNAL SWIVEL ASSEMBLY KIT – CHROME

Add a subtle chrome detail to match your own chrome accessories with this swivel kit, a durable stylish replacement for the stock zinc-plated swivel.

68185-00

Fits '88-'03 XLH883, XLH883 Hugger™, XL1200C and XL1200S, '88-later FXR, FXRS and FXLR, '91-'08 FXDWG, '91-later FXD, FXDL, FXDX and FXDXT, '88-'17 FLS, FLSS, FLSTF, FLSTFB, FLSTFBS, FXST, FXSTB, FXSTC, FXSTD, FXSTS and FXSTSB, '18-later Softail® models (except FLDE, FLHC and FLHCS and FXLRST) and '97-'03 FLSTS models. (Does not fit with Turn Signal Relocation Kits or '03 FXSTDSE or FLHRSE.)

Model Family Fitment:

- V-ROD
- SPORTSTER
- DYNA
- SOFTAIL
- TOURING

548 LIGHTING

Turn Signals

A. NARROW REAR DIRECTIONAL BAR – CHROME

Enhance the rear profile of your Softail® or Touring model with this Narrow Chrome Directional Bar that enhances the visual proportions of the bike. At 10" wide, this die-cast, chrome-plated bar is 3" shorter than the stock bar and features the same great quality.

68611-98

Fits '86-'17 FLST and FLSTC, '93-'96 FLSTN, '09-'13 FLHTC, FLHTCU and FLHTK and '91-'08 Touring models (except '04-later FLHRS and FLTR). (Does not fit with Flat Lens Turn Signal Module P/N 91699-99A.)

B. BULLET REAR TURN SIGNAL BAR KIT – CHROME

Give your bike a new sporting attitude with the Bullet Turn Signal Kit. The chrome-plated bar and bullet turn signal housings provide a custom look and the narrow profile places the signal lamps between the saddlebag and the rear fender for a sleek appearance.

Fits '99-'08 Touring models (except FLHX), '09-'13 FLHRC, FLHTC, FLHTCU, and FLHTK models (Original Equipment on FLTRU). Also fits '99-later FLST and FLSTC models. Will not fit FLSTC models with '00-later Original Equipment Heritage Classic Saddlebags.

68615-04 Domestic.

C. AUXILIARY BRAKE LIGHT/RUNNING LIGHT/TURN SIGNAL CONVERSION KIT*

Turn signal module adds an auxiliary brake light and running light function to your existing turn signals for auxiliary rear lighting. Red lenses glow when the headlamp is on and increase in intensity when brakes or turn signals are activated. Easy to install, the kit simply plugs into your existing wiring harness. Red turn signal lenses are included. Meets DOT requirements.

68000123A Flat Lens.


Fits '14-later Touring models equipped with Original Equipment flat lens style turn signals.

69461-06D Flat Lens.

Fits '96-'17 Softail® and '97-'08 Touring models (except FLHX) equipped with Original Equipment flat lens style turn signals. Also fits '09-'13 FLHR, FLHRC, FLHTC, FLHTCU and FLHTK models. (Does not fit with Narrow Chrome Directional Bar P/N 68611-98.)

69462-06D Bullet Lens.

Fits '02-'03 XL, '02-'17 Dyna® (except FXDXT and '09-'17 FXDB and FXDWG) and '02-'17 Softail (except FXS, FXSB, FXSBSE, FXSTD and FXSTD1) models with stock bullet-style turn signals. (NOTE: Not intended for use on '05-later FLSTN, '04-later FLHRS, FLHTCSE, FLHX and FLTR or models equipped with Bullet Turn Signal Bar Kit P/N 68615-04 or 68617-04. If installed on these models, the system will function properly but will not meet the DOT minimum separation requirements for a red tail light to red turn signal.)



A. NARROW REAR DIRECTIONAL BAR – CHROME



B. BULLET REAR TURN SIGNAL BAR KIT – CHROME



C. AUXILIARY BRAKE LIGHT/RUNNING LIGHT/TURN SIGNAL CONVERSION KIT – FLAT LENS STYLE



***WARNING:** Disconnecting your DOT-required tail, brake and turn signal lighting could reduce your visibility to others and result in death or serious injury.

LIGHTING 549

Rear Lighting

D. LIGHT BAR WITH LED BULLET TURN SIGNALS

These Turn Signals feature fast-acting, extra bright LEDs set in compact bullet-shaped die-cast housings. Available with red or smoked lenses, these lamps glow a bright red color when functioning as brake lamps, running lights and directional indicators. The kit includes the Rear Light Bar with integrated down-lighting for the license plate, bullet lamp housings and wiring. Installation does not require installation of a control box or load equalizer and the turn signals attach directly to existing wiring without cutting or splicing. These LED signals are the perfect match for the available LED Front Turn Signals. Meets DOT requirements.

Fits '17-later FLHRXS and '14-later FLHT, FLHX (except '24-later FLHX), FLHXS, FLTRX (except '24-later FLTRX) and FLTRXS models with Original Equipment rear bullet stop/turn/tail light bar.

67800492 Chrome – Smoked Lens.



D. LIGHT BAR WITH LED BULLET TURN SIGNALS



E. BULLET REAR LIGHT BAR – GLOSS BLACK



F. SIGNATURE LED KING TOUR-PAK LUGGAGE RUN/BRAKE/TURN LAMP KIT



G. SIGNATURE LED KING TOUR-PAK LUGGAGE CARRIER RUN/BRAKE/TURN LAMP KIT – RED LENS

E. BULLET REAR LIGHT BAR – GLOSS BLACK

Complete the blacked-out treatment of your custom Touring bike. This complete kit replaces the Original Equipment chrome bar and lamps with a sinister black edition for a minimalistic look. The kit includes the Rear Light Bar with integrated down-lighting for the license plate, bullet lamp housings and wiring.

Fits '10-later Street Glide®, '10-later Road Glide®, '17-later FLHRXS and '19-later FLHT models with Original Equipment rear bullet turn signal light bar. Does not fit '23-later FLHFB, FLHXSE, FLTRKSEANV and FLTRXSE and '24-later FLHX, FLTRX and FLTRXSTSE and '25-later FLHXU models.

67800483 Domestic.

67800484 International.

F. SIGNATURE LED KING TOUR-PAK® LUGGAGE RUN/BRAKE/TURN LAMP KIT

Signature LED Rear Lighting delivers modern style and function that improves rider conspicuity to surrounding traffic. The light pipe around the perimeter diffuses light and is always illuminated as a running light for eye-catching visibility. Sequential turn signal elements sweep outward from the center to grab the attention of other motorists and make the motorcycle more conspicuous. LED Brake and Turn lights exceed the output of Original Equipment rear lighting. Easy plug-and-play installation requires no wiring splicing.

67801541 Red Lens.

Fits '23-later FLHXSE and FLTRXSE, and '24-later FLHX, FLTRX, and FLTRXSTSE and '25-later FLHXU equipped with a King Tour-Pak® carrier. Requires additional purchase of Electrical Connection Kit P/N 69203400.

Also available:

ELECTRICAL CONNECTION KIT

Kit required for the installation of an LED King Tour-Pak Run/Brake/Turn Lamp Kit P/N 67801541 and side markers P/N 69494-06.

69203400

Fits '23-later FLHXSE and FLTRXSE and '24-later FLHX, FLTRX, and FLTRXSTSE and '25-later FLHXU models equipped with King Tour-Pak. Does not work with Tour Pak Run/Brake/Turn kit P/N's 67801129 and 67801128.

G. SIGNATURE LED KING TOUR-PAK® LUGGAGE CARRIER RUN/BRAKE/TURN LAMP KIT

Sequential turn signal elements sweep outward from the center to grab the attention of other motorists and make the motorcycle more conspicuous. Offered with Smoked or Red lenses.

Fits '14-later models equipped with King Tour-Pak (except '23-later FLHXSE, FLTRXSE, '24-later FLHX, FLTRX, FLTRXSTSE, '25-later FLHXU and models equipped with CB antenna). For models with AM/FM Antenna, a separate purchase is required of Internal Hidden Antenna P/N 76000862 (except models already equipped with Hidden Antenna). Does not work with P/N 69203400.

67801129 Red Lens.

67801128 Smoked Lens.

Model Family Fitment:

- V-ROD
- SPORTSTER
- DYNA
- SOFTAIL
- TOURING

550 LIGHTING

Tail Lamps – LED

A. LAYBACK LED TAIL LAMP

Shaped to mirror the contour of the rear fender, this Layback LED Tail Light combines style and performance in one. Featuring an array of fast acting red LED lamps arranged in a grid pattern, this bright running lamp outshines traditional incandescent lamps. And when you hit the brakes, you'll grab everyone's attention. Available in your choice of red or smoked lenses, this complete tail lamp assembly features an easy plug-in connection to the Original Equipment wiring harness. Lamp meets ECE requirements.

Fits '99-'22 XL (except XL883N, XL1200CX, XL1200N, XL1200NS, XL1200V, XL1200X, XL1200XS and '11-'22 XL1200C), '99-'17 FXDL, '18-'24 FXLR, FLHC and FLHCS, '03-'17 FXST, FXSTB, FXSTC and FXSTS, '00-'17 FLST, FLSTC, FLSTF, FLSTFB, FLSTFBS and FLSTSB, '09-later FLHRC, FLHTC, FLHTCU, FLHTK and FLTRU and '99-'08 Touring models (except FLHX, '05 FLHTCSE, '07-'08 FLHRSE and models equipped with License Plate Relocation Kit P/N 53702-04). Does not fit models with Bobtail fenders.

67800355 Red Lens with Plate Lamp.
For U.S. and Canada.

67800356 Smoked Lens with Plate Lamp.
For U.S. and Canada.

67800614 Red Lens with Plate Lamp.
For all markets (except U.S. and Canada).

67800615 Smoked Lens with Plate Lamp.
For all markets (except U.S. and Canada).

Fits '07-'08 FLHRSE, '05 FLHTCSE, '06-'09 FLHX, '09 FLHT, '09-later FLHR (except FLHRXS), and FLTR and models equipped with License Plate Relocation Kit P/N 53702-04.

67800357 Red Lens.
For U.S. and Canada.

67800358 Smoked Lens.
For U.S. and Canada.

67800616 Red Lens.
For all markets (except U.S. and Canada).

67800617 Smoked Lens.
For all markets (except U.S. and Canada).



A. LAYBACK LED TAIL LAMP – SMOKED



A. LAYBACK LED TAIL LAMP – ON



A. LAYBACK LED TAIL LAMP – RED



A. LAYBACK LED TAIL LAMPS



B. CHOPPED FENDER EDGE LIGHT – DYNA WIDE GLIDE



C. LED TAIL LAMPS



D. TRI-BAR LIGHT UPGRADE – AUXILIARY RUNNING LIGHT/BRAKE LIGHT



E. REAR FENDER TIP LIGHT – AUXILIARY RUNNING LIGHT/BRAKE LIGHT



F. TRI-BAR LED TAIL LIGHT – SMOKED LENS



G. CUSTOM LED TAIL LAMP – RED LENS

LIGHTING 551

Saddlebag Lighting

D. TRI-BAR LIGHT UPGRADE – AUXILIARY RUNNING LIGHT/BRAKE LIGHT*

Upgrade the Original Equipment Tri-Bar fender light from a single-mode running light to a dual-mode running and brake light. The three smoked light bands glow red in the running mode and increase in intensity when the brakes are applied.

68358-07A

Fits '06-'09 FLHX models.

67774-10

Fits '10-later FLHX and FLTRX models (except HDI models).

E. REAR FENDER TIP LIGHT – AUXILIARY RUNNING LIGHT/BRAKE LIGHT*

Upgrade your Touring model's Original Equipment fender tip light from a single-mode running light to a dual-mode running and brake light. The brilliant lamp glows red in the running mode and increases in intensity when the brakes are applied. The available smoked or red lenses complement any styling direction. Easy plug-in connection to the Original Equipment wiring harness.

Fits '09-'16 FLHTC, FLHTCU, FLHTCUL, FLHTK, FLHTKL and '16 FLTRU models.

59685-10 Red Lens.

F. TRI-BAR LED TAIL LIGHT – SMOKED LENS

The lamp assembly fills the fender opening for a custom look and the minimalist license plate bracket continues the streamlined appearance. Features easy plug-in connection to the Original Equipment wiring harness. DOT and TUV compliant.

69817-07A Smoked Lens.

Fits '06-'15 FXST, FXSTB, FXSTC, FXSTS and FLSTSB models. Original Equipment on '07-'08 FXSTSSE models. Will fit with Bobtail Fender Racks P/N 53979-07A and 56452-07 when used with Installation Kit P/N 59320-07A. Does not fit with Bobtail Fender Rack P/N 56452-07, 60161-06 or 53979-07.

G. CUSTOM LED TAIL LAMP

Available with a red or clear outer lens, the installed lens adds a red metallic or chrome finishing touch to the rear fender. Featuring easy plug-in connection to the Original Equipment wiring harness. Meets DOT and TUV requirements.

69366-07 Red Lens with Chrome Reflector.

Fits '02-'11 VRSC™ models (except VRSCF) and '00-'07 FXSTD models.

Model Family Fitment:

- V-ROD
- SPORTSTER
- DYNA
- SOFTAIL
- TOURING

***WARNING:** Disconnecting your DOT-required tail, brake and turn signal lighting could reduce your visibility to others and result in death or serious injury.

552 LIGHTING

Tail Light Visors

A. TAIL LIGHT COLLAR – CHROME

This chrome-plated ABS tail light collar dramatically changes the appearance of your rear fender. The collar is easy to install and the kit includes all mounting hardware.

68311-01

Fits '73-later models (except Revolution® Max, VRSC™, XG, XR, XL883N, XL1200CX, XL1200N, XL1200NS, XL1200SX, XL1200V, XL1200X, FXDF, FXDLS, FXDWG, FXWG, FLS, FLSB, FLSS, FLSTN, FLSTS, FLSTSB, FX Softail®, FXSE, FLHX, FLHTCUTG, FLRT, FLTRX, FLTRXS, FLHXST, FLTRXST and FLTRXSE, '11-'22 XL1200C, '09-'17 FXDB, '14-later FLHXS, FLTRXSE, FLHRSE and FLHTKSE and '09-later FLHR and FLTR models).

B. CURVED LICENSE PLATE FRAME – SOFTAIL® DELUXE

Love the look of your bike but hate the appearance of your state-mandated license plate? This stylish Curved License Plate Frame is shaped to hug the contour of the rear fender and layback design reduces the "in-your-face" look of the flat, unfinished plate. Designed to replace the upright license plate mount, the front frame cover hides the plate's holes and raw edges and the solid backing plate conceals the unfinished rear side of the plate. Available in chrome, the complete kit includes all required mounting hardware.

67900007 Chrome.

Fits '05-'17 FLSTN and '05-'07 FLSTSC models.

C. LAYBACK LICENSE PLATE AND TURN SIGNAL RELOCATION KIT

This kit combines our popular Layback License Plate Mount with an integrated turn signal bar to add a stylish slant to the rear fender. Kit relocates the Original Equipment bullet-style turn signals from the fender strut to the turn signal bar to allow clearance for saddlebags. This kit is a stylish alternative to Turn Signal Relocation Kit P/N 68732-02A and includes all necessary mounting hardware.

60215-06

Fits '04-'22 XL (except XL883N, XL1200C, XL1200CX, XL1200N, XL1200NS, XL1200T, XL1200V, XL1200X and XL1200XS) and '02-'17 Dyna® models (except FLD, FXDF, FXDWG and '09-'17 FXDB). Does not fit models equipped with side-mount license plates.



A. TAIL LIGHT COLLAR – CHROME



B. CURVED LICENSE PLATE FRAME – SOFTAIL DELUXE, CHROME



C. LAYBACK LICENSE PLATE AND TURN SIGNAL RELOCATION KIT



D. CURVED LICENSE PLATE FRAME – TOURING, CHROME



D. CURVED LICENSE PLATE FRAME – TOURING, GLOSS BLACK



E. LAYBACK LICENSE PLATE MOUNT – FENDER TOP



E. LAYBACK LICENSE PLATE MOUNT – TOURING

LIGHTING 553

License Plate Frames & Mounts

D. CURVED LICENSE PLATE FRAME – TOURING

Love the look of your bike but hate the appearance of your state-mandated license plate? This stylish Curved License Plate Frame is shaped to hug the contour of the rear fender. Designed to replace the Original Equipment black license plate bracket, installation requires no drilling or rewiring. The front frame cover conceals the plate's mounting holes and raw edges and the curved shape hides the unfinished rear side of the plate. Available in chrome or gloss black finish, the complete kit includes all required mounting hardware.

Fits '23-later FLHXSE and FLTRXSE, '24-later FLHX, FLTRX, & FLTRXSTSE, and '25-later FLHXU. Will not fit with decorative hardware kits 41170-03, 94546-05, 94114-02, and 41161-01.

67900687 Chrome.

67900686 Gloss Black.

Fits '10-later FLHRXS, FLHX, FLHXS, FLHXST, FLTRX, FLTRXS and FLTRXST models.

67900008 Chrome.

67900058 Gloss Black.

E. LAYBACK LICENSE PLATE MOUNT

Showcase your laid-back attitude by replacing the stand-up license plate mount. Chrome-plated die-cast mount tips the license plate back for a low-profile style. Kit accepts plates measuring to 7.25" x 4.25" (184 x 108mm). Kit includes chrome-plated license mounting hardware, installation hardware and rear fender reflector.

60280-07 Fender Top.

Fits license plate up to 7-1/4" x 4-1/4". Fits models with a three-hole rear fender mount license plate bracket. (Does not fit VRSC™, XL883N, XL1200CX, XL1200N, XL1200NS, XL1200T, XL1200V, XL1200X, XL1200XS, FLD, FXDS-CONV, FXDXT, FLSTS, FXCW, FXCWC, RA1250, RA1250S, Touring, Trike, models with a Bobtail Rear Fender, '00-'01 FXDX, '11-'22 XL1200C, '09-'17 FXDB, '18-later Softail® and '10-'17 FLS, FLSS, FXDWG, FXS, FXSB and FXSBSE models.) (Check for clearance before installing with rear fender rack.)

60277-07 Touring.

Fits '99-'08 Road King®, Road Glide® and Electra Glide® Standard models with 7.25" x 4.25" license plate.

Model Family Fitment:

- V-ROD
- SPORTSTER
- DYNA
- SOFTAIL
- TOURING

554 LIGHTING

License Plate Frames & Mounts

A. HARLEY-DAVIDSON® LICENSE PLATE FRAME

Make your plate shine with this chrome-plated license plate frame, featuring a black paint-filled Harley-Davidson logo. Includes chrome-plated stainless steel mounting hardware.

60051-01

Fits 7.25" x 4.25" license plates (except XR, '14-later Touring, '09-later Trike, and models equipped with layback license plate mounting kits or side-mount license plates).

B. HARLEY-DAVIDSON SCRIPT LICENSE PLATE FRAME

If a license plate is required, you might as well make it look good. This decorative, chrome-plated license plate frame has three-dimensional twist contours, a black Harley-Davidson script and a DOT compliant reflector. Stainless steel mounting hardware included.

59141-98

Fits 7.25" x 4.25" license plates (except XR, FXDLS, FXSE, '14-later Touring models, '09-later Trike, and models equipped with layback license plate mounting kits or side-mount license plates).

C. LICENSE PLATE FRAME

Fits 7.25" x 4.25" license plates (except XR, XL883N, XL1200CX, XL1200V, XL1200X, FXBB, FLSL, FXFB, FXFBS, FLFB, FLFBS, FXBR, FXBRS, FXDB, FXDF, FXDLS, FXCW, FXCWC, FXSB, FXSE, RH975, Trike and '10 FXDWG models). Black frame includes black mounting hardware.

67900653 Chrome.

67900645 Black.

D. SKULL LICENSE PLATE MOUNTING HARDWARE

Leave them looking at your "attitude." This complete license plate hardware kit features chrome-plated skull-shaped bolts with sinister black-filled eyes. The hardware is installed with a special open wrench to reduce the possibility of license plate theft. Kit includes 4 skull bolts, nuts, lock washers and the special wrench.

94546-05 Universal (except FLHTCUTG).

E. BAR & SHIELD LOGO LICENSE PLATE MOUNTING HARDWARE KIT

Proudly display the Bar & Shield. The Bar & Shield logo shaped bolt heads on this unique chrome-plated stainless steel License Plate Mounting Kit stand out from the pack. The hardware is installed with a custom Bar & Shield logo shaped wrench, reducing the possibility of license plate theft. The kit includes 4 lock nuts, washers, bolts and the special wrench.

94114-02 Universal (except FLHTCUTG).

F. WILLIE G SKULL COLLECTION LICENSE PLATE HARDWARE KIT

Your bike has an attitude front to back and the final view they see should reflect it. This chrome-plated hardware kit features a skull logo set off by a black background. Sold in sets of 4, includes .25"-20 x .75" fasteners with lock nuts and washers.

41170-03 Universal (except FLHTCUTG).

G. BAR & SHIELD LOGO LICENSE PLATE HARDWARE KIT

This chrome-plated hardware kit features the Bar & Shield logo set against a gloss black background. Kit includes a set of four .25"-20 x .75" fasteners with matching lock nuts and washers.

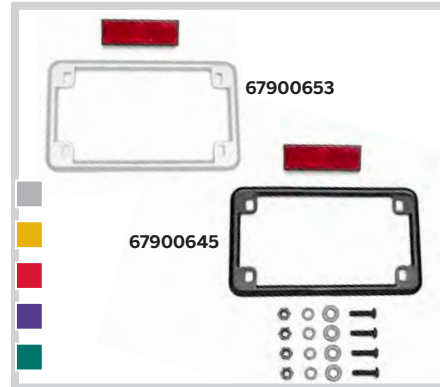
41161-01 Universal (except FLHTCUTG).



A. HARLEY-DAVIDSON LICENSE PLATE FRAME



B. HARLEY-DAVIDSON SCRIPT LICENSE PLATE FRAME



C. LICENSE PLATE FRAME



D. SKULL LICENSE PLATE MOUNTING HARDWARE




E. BAR & SHIELD LOGO LICENSE PLATE MOUNTING HARDWARE KIT




F. WILLIE G SKULL COLLECTION LICENSE PLATE HARDWARE KIT



G. BAR & SHIELD LOGO LICENSE PLATE HARDWARE KIT



H. LICENSE PLATE MOUNTING KIT WITH BUTTON HEAD SCREWS



I. LICENSE PLATE MOUNTING KIT



J. LOUD SIDE-MOUNT HORN KIT



K. LOUD HORN KIT – GLOSS BLACK



K. LOUD HORN KIT – CHROME

LIGHTING 555

Horns

H. LICENSE PLATE MOUNTING KIT WITH BUTTON HEAD SCREWS

Kit contains two chrome button head screws, two chrome acorn nuts, two chrome flat washers and two chrome lock washers.

94109-95 Universal fitment.

I. LICENSE PLATE MOUNTING KIT

Kit contains two chrome .25" acorn nuts, two chrome .25"-20 screws and two chrome .25" lockwashers.

94135-93T Universal fitment.

J. LOUD SIDE-MOUNT HORN KIT

Get noticed. Ride with increased confidence with a loud horn that will grab everyone's attention. Engineered to be 5dB louder (at 2 meters) than the '13-earlier Original Equipment side-mounted horn. The loud horn is stock on '14-later models equipped with side-mount horns. Designed to be a plug-in replacement that is easy to install. Fits all H-D® side-mount horn covers.

69060-90H

Fits '91-'17 VRSC™, '91-'22 XL1200C and XL1200V, '91-'17 Dyna® (except '14-'17 FXDL), '91-'17 Softail® (except FLSTS, FLSTSC, FXCW, FXCWC, FXS, FXSB and FXSBSE), '91-later Touring and '09-later Trike models.

K. LOUD HORN KIT

Grab everyone's attention. Engineered to be 3dB louder (at 2 meters) than the Original Equipment front-mounted horn, this Horn Kit is tuned to a frequency that helps cut through the background noise. Designed to be a plug-in replacement for the factory horn, this easy-to-install option is available in your choice of brilliant chrome or gloss black finish. The traditional Bar & Shield logo adds a classic finishing touch.

Fits '96-'22 XL and '08-'13 XR models with front-mount horn.

69000007 Chrome.

69000009 Gloss Black.

Model Family Fitment:

- V-ROD
- SPORTSTER
- DYNA
- SOFTAIL
- TOURING

556 LIGHTING

Horns

A. HORN COVER – BLACK MACHINE CUT

Add some edgy custom detail and express big attitude with contrasting style. Durable billet aluminum with rich black finish. Deep machine cut grooves expose bright aluminum and add edgy detail. Easy custom detail that hides the horn. Easy to install with included mounting hardware. Complete this custom look with additional edge cut accessories.

61301177

Fits '93-later models with side-mounted horn (except VRSC™ and XG models).



A. BLACK MACHINE CUT HORN COVER



B. WILLIE G SKULL COLLECTION HORN COVER – BLACK



F. WILLIE G SKULL COLLECTION HORN COVER – CHROME



B. WILLIE G SKULL COLLECTION HORN COVER – BLACK

As vast and infinite as your style, these Willie G Skull Collection Accessories are drenched in rich obsidian black and let you take the blacked-out look to a whole new level. The menacing dimensional skull and surrounding Harley-Davidson Motorcycles script add just the right touch of attitude to their clean, dark as night backdrops. Styled to complement other Willie G Skull Collection Accessories, this Round Horn Cover features a cast 3-dimensional Willie G Skull with surrounding Harley-Davidson Motorcycles script. This kit re-uses Original Equipment horn and mounting hardware.

61301045

Fits '93-later models with side-mounted horn (except VRSC™ and XG models). Not available in India or China markets.

C. DARK CUSTOM LOGO HORN COVER

The famous Harley-Davidson #1 logo with a sinister twist. This horn cover is coated in gloss black and features a machined aluminum Dark Custom logo recessed in the face. The look complements other Dark Custom collection accessories, or is a perfect stand-alone addition to a completely blacked-out ride. The oval horn cover features a deep drawn steel chamber to maintain horn tone and volume. Simple to install, this kit re-uses Original Equipment horn and mounting hardware.

61300621

Fits '93-later models with side-mounted horn (except VRSC and XG models).



C. DARK CUSTOM LOGO HORN COVER



D. GLOSS BLACK HORN COVER – WATERFALL STYLE



D. GLOSS BLACK HORN COVER

This Horn Cover Kit is the perfect start in converting your powertrain to a striking blacked-out look. Manufactured from Original Equipment components, this cover is painted alongside our other components to ensure a matching black finish. Simple to install, this kit re-uses Original Equipment horn and mounting hardware.

Fits '93-later models with side-mounted horn (except VRSC and XG models).

61300623 Waterfall Style.

61300452 Cowbell Style.

E. WRINKLE BLACK HORN COVER


This powder coated horn cover is the perfect start in converting your powertrain to a striking blacked-out look. Manufactured from Original Equipment components, this cover is painted on the factory production line to ensure a matching wrinkle black finish.

69039-09A

Fits '93-later models with side-mounted horn (except VRSC and XG).



D. GLOSS BLACK HORN COVER – COWBELL STYLE



E. WRINKLE BLACK HORN COVER



G. BAR & SHIELD LOGO HORN COVER



LIGHTING 557

Horns

F. WILLIE G SKULL COLLECTION HORN COVER – CHROME

Styled to complement the components of the Willie G Skull Collection, this round chrome finished horn cover features a cast 3-dimensional medallion with black-filled detailing. This kit re-uses Original Equipment horn and mounting hardware.

61300622

Fits '93-later models with side-mounted horn (except VRSC™ and XG models). Not available in India or China markets.

G. BAR & SHIELD LOGO HORN COVER

Complement your engine fins with this chrome-plated horn cover with engraved inserts, which feature a Bar & Shield emblem accented by a black background. Easily mounts to stock horn bracket.

69166-01B

Fits '93-later models with side-mounted horn (except VRSC and XG).

H. SIDE-MOUNT HORN KIT – CHROME

Convert your stock Sportster® horn to the look of a Big Twin.

69112-95E

Fits '92-'22 XL883, XL883C, XL883H, XL883L, XL883N, XL833R, XL1200, XL1200CX, XL1200L, XL1200N, XL1200R, XL1200V and XL1200X and '08-'13 XR models.



H. SIDE-MOUNT HORN KIT – CHROME



Model Family Fitment:

- V-ROD
- SPORTSTER
- DYNA
- SOFTAIL
- TOURING

WHEELS



560 WHEELS

Custom Wheels

A. PERFORMANCE FORGED TOURING WHEELS – GLOSS BLACK WITH MACHINED HIGHLIGHTS

The perfect balance of styling and performance for your custom Touring model, all from the Performance Forged Wheel. Featuring a unique open split spoke design, these forged wheels offer a durable, light-weight construction that is sure to turn heads.

- Forged from a block of aerospace-grade 6061-T6 aluminum
- Lighter and more durable than if made using a cast manufacturing process
- Resistant to corrosion and oxidation
- Distinctive split 5-spoke design
- Anodized finishes
- Tested to H-D's high standards for durability and finish
- Styled to match with Performance Front Rotors (sold separately)
- Requires separate purchase of model-specific wheel installation kit, sprocket hardware and brake rotor-specific hardware
- Installation may require separate purchases of wheel size and model-specific tire, and TPMS (Tire Pressure Monitoring System) sensor (not included)

19" Front

43300955

Fits '23-later FLHXSE, FLTRXSE, '24-later FLHX, FLTRX, FLTRXSTSE and '25-later FLHXU models.

18" Rear

40900932

Fits '23-later FLHXSE, FLTRXSE, '24-later FLHX, FLTRX, FLTRXSTSE and '25-later FLHXU models.



A. PERFORMANCE FORGED TOURING WHEELS – GLOSS BLACK WITH MACHINED HIGHLIGHTS

B. PERFORMANCE FORGED TOURING WHEELS – GLOSS BLACK WITH ORANGE HIGHLIGHTS

The perfect balance of styling and performance for your custom Touring model, all from the Performance Forged Wheel. Featuring a unique open split spoke design, these forged wheels offer a durable, light-weight construction that is sure to turn heads.

- Forged from a block of aerospace-grade 6061-T6 aluminum
- Lighter and more durable than if made using a cast manufacturing process
- Resistant to corrosion and oxidation
- Distinctive split 5-spoke design
- Anodized finishes
- Tested to H-D's high standards for durability and finish
- Styled to match with Performance Front Rotors (sold separately)
- Requires separate purchase of model-specific wheel installation kit, sprocket hardware and brake rotor-specific hardware
- Installation may require separate purchases of wheel size and model-specific tire, and TPMS (Tire Pressure Monitoring System) sensor (not included)

19" Front

43300956

Fits '23-later FLHXSE, FLTRXSE, '24-later FLHX, FLTRX, FLTRXSTSE and '25-later FLHXU models.

18" Rear

40900933

Fits '23-later FLHXSE, FLTRXSE, '24-later FLHX, FLTRX, FLTRXSTSE and '25-later FLHXU models.



B. PERFORMANCE FORGED TOURING WHEELS – GLOSS BLACK WITH ORANGE HIGHLIGHTS

*NOTE: Requires separate purchase of model-specific Wheel Installation Kit, Sprocket hardware and Brake Rotor-specific hardware. See I-sheet for details. Installation may require separate purchase of wheel size and model-specific tire.

WHEELS 561

Custom Wheels

C. PERFORMANCE FORGED TOURING WHEELS – MIRROR CHROME

The perfect balance of styling and performance for your custom Touring model, all from the Performance Forged Wheel. Featuring a unique open split spoke design, these forged wheels offer a durable, light-weight construction that is sure to turn heads.

- Forged from a block of aerospace-grade 6061-T6 aluminum
- Lighter and more durable than if made using a cast manufacturing process
- Resistant to corrosion and oxidation
- Distinctive split 5-spoke design
- Anodized finishes
- Tested to H-D's high standards for durability and finish
- Styled to match with Performance Front Rotors (sold separately)
- Requires separate purchase of model-specific wheel installation kit, sprocket hardware and brake rotor-specific hardware
- Installation may require separate purchases of wheel size and model-specific tire, and TPMS (Tire Pressure Monitoring System) sensor (not included)

19" Front

43300964

Fits '23-later FLHXSE, FLTRXSE, '24-later FLHX, FLTRX, FLTRXSTSE and '25-later FLHXU models.

18" Rear

40900942

Fits '23-later FLHXSE, FLTRXSE, '24-later FLHX, FLTRX, FLTRXSTSE and '25-later FLHXU models.



C. PERFORMANCE FORGED TOURING WHEELS – MIRROR CHROME

D. PERFORMANCE FRONT ROTORS

Add a custom look to your Performance Forged Wheel with the floating Performance Front Rotor.

- Raw finish
- For use on front wheel
- Sold individually
- Includes installation hardware

41500215

Fits '23-later FLHXSE and FLTRXSE and '24-later FLTRXSTSE models equipped with Performance Forged Front Wheels (P/N 43300955, 43300956, or 43300964).



D. PERFORMANCE FRONT ROTORS

*NOTE: Requires separate purchase of model-specific Wheel Installation Kit, Sprocket hardware and Brake Rotor-specific hardware. See I-sheet for details. Installation may require separate purchase of wheel size and model-specific tire.

Model Family Fitment:

- V-ROD
- SPORTSTER
- DYNA
- SOFTAIL
- TOURING

562 WHEELS

Combo Cast Laced Wheel Kit

A. COMBO CAST LACED WHEEL KIT – 21" FRONT /18" REAR WHEEL KIT FOR ROAD GLIDE® MODELS

Think big, Road Glide® motorcycle riders. Our new Combo custom wheels feature laced spokes that exit outside the cast aluminum rim for a new look that is both rugged and very exclusive. This 21/18-inch wheel kit is only for Road Glide models and includes internal front suspension components to optimize fork travel and ride quality. You get radical big-wheel style without compromising touring performance and reliability. Contrast Chrome and Gloss Black wheel finish. Laced spokes and cast-aluminum rims. Kit includes 21" front wheel, 18" rear wheel and the internal front suspension components necessary to optimize fork travel and ride quality. Enables TPMS (tire pressure monitoring systems) on a laced wheel. Required installation Kit, 21" fender and brake rotors sold separately. Dealer installation required. See dealer for details.

42400045 Contrast Chrome/Gloss Black. Fits '17-'23 FLTRX, FLTRXS and FLTRXST models. Does not fit models equipped with Fairing Lower. Can be installed with Chopped Engine Guard P/N 49000117A. Requires separate purchase of TPMS sensor P/N 42300145, except Japan models require P/N 42300146, and valve cap P/N 42300093 for '20-later FL bikes equipped with TPMS. Requires separate purchase of 21" Front Fender, Front Tire P/N 43100008, Rear Tire P/N 43200045 and model-specific Wheel Installation Kits. May require purchase of brake rotors. Models with ABS brakes require ABS recalibration. Dealer installation required. See dealer for details.

Also available:

COMBO CAST LACED WHEELS

Hit them with this Combo punch for knockout style on a CV0™ Road Glide® model. The radical Combo wheel combines laced spokes that exit outside the cast aluminum rim for a new look that is both rugged and very exclusive. Contrast Chrome and Gloss Black wheel finish. Laced spokes and cast-aluminum rims. Enables TPMS (tire pressure monitoring systems) on a laced wheel.

43300888 21" Front. Fits '18-later FLTRXSE models. '18-'20 FLTRXSE models require separate purchase of TPMS Sensor P/N 42300145 (Dom and HDI) or 42300146 (Japan).

40900871 18" Rear. Fits '18-later FLTRXSE models. '18-'20 FLTRXSE models require separate purchase of TPMS Sensor P/N 42300145 (Dom and HDI) or 42300146 (Japan).

Also available:

COLOR-MATCHED 21" FRONT FENDER

Fits '17-later FLTRX and FLTRXS models equipped with Knockout Wheel Kit P/N 43300494 or 43300496 or Combo Cast Laced Wheel Kit P/N 42400045.

See the Color Shop section for all of the available color-matched 21" front fenders.



A. COMBO CAST LACED WHEEL KIT



A. COMBO CAST LACED WHEEL KIT – FOR ROAD GLIDE MODELS

*NOTE: Requires separate purchase of model-specific Wheel Installation Kit, Sprocket hardware and Brake Rotor-specific hardware. See I-sheet for details. Installation may require separate purchase of wheel size and model-specific tire.

WHEELS 563

Knockout™ Custom Wheel Kit

B. KNOCKOUT™ CUSTOM WHEEL KIT

The perfect one-two styling punch for your custom Road Glide® model. Knockout™ 21" front and 18" rear wheels feature a split seven-spoke design that provides an open and airy look, with the spokes blending into the rim to add visual diameter. Kit includes 21" front wheel, 18" rear wheel and the internal front suspension components necessary to optimize fork travel and ride quality. Available in gloss black with black anodizing or contrast chrome finishes, the Knockout wheel kit provides the big wheel look you crave, without compromising touring performance and reliability.

Fits '17-'23 FLTRX and FLTRXS models. Does not fit models equipped with Fairing Lower, Road Glide Chizeled Handlebars or Road Glide Chizeled Lo Handlebars. Can be installed with Chopped Engine Guard P/N 49000117A. Requires separate purchase of 21" Front Fender, Front Tire P/N 43100008, Rear Tire P/N 44006-09 and model-specific Wheel Installation Kits. May require purchase of brake rotors. Models with ABS brakes require ABS recalibration. Dealer installation required. See dealer for details. '20-later models equipped with TPMS require separate purchase of Sensor P/N 32700096 (Dom and HDI) or 32700097 (Japan) and Valve Cap P/N 42300093 and Digital Tech activation.

43300494A Contrast Chrome.

43300496A Gloss Black/Anodized Black.

Also available:

TURBINE FLOATING BRAKE ROTORS

Complete the custom look with floating brake rotors, styled to complement Original Equipment or custom wheels. Floating rotors feature a steel inner carrier that is shaped to accent the wheel, with a drilled stainless steel outer disc that is precision-riveted in place. Rotors are sold individually and include chrome installation hardware.

Fits '14-'22 XL, '06-'17 Dyna® (except FXDLS), '15-later Softail® (except FXSE), '08-later Touring (except '23-later FLHXSE, FLTRXSE, '24-later FLHX, FLTRX, '24 FLTRXSTSE and '25-later FLHXU) and '09-later Trike models with Original Equipment or accessory wheel with 3.25" bolt circle rotor mount.

41500147 Gloss Black Inner.

41500120 Polished.

Also available:

COLOR-MATCHED 21" FRONT FENDER

Fits '17-later FLTRX and FLTRXS models equipped with Knockout Wheel Kit P/N 43300494 or 43300496 or Combo Cast Laced Wheel Kit P/N 42400045.

See the Color Shop section for all of the available color-matched 21" front fenders.



B. KNOCKOUT CUSTOM WHEEL – CONTRAST CHROME



B. KNOCKOUT CUSTOM WHEEL – GLOSS BLACK/ANODIZED BLACK



B. KNOCKOUT CUSTOM WHEEL KIT – GLOSS BLACK/ANODIZED BLACK (SHOWN WITH TURBINE FLOATING BRAKE ROTOR AND 21" FRONT FENDER)

Model Family Fitment:

- V-ROD
- SPORTSTER
- DYNA
- SOFTAIL
- TOURING

564 WHEELS

Custom Wheels

A. H-D® PRODIGY™ CUSTOM WHEELS*

Turn up the excitement level on your Touring family motorcycle with these performance-minded custom wheels. Inspired by European GT race wheels, they boast a leading-edge design that's sure to stand out, wherever you ride. Whether you're headed across town or across the country, they deliver a fresh, exciting look, guaranteed to turn heads and get you noticed.

19" Front

Fits '14-later Touring models (except CVO™ models unless originally equipped with H-D® Prodigy™ wheels and '24-later FLHX, FLTRX and '25-later FLHXU).

43300673 Gloss Black.

43300674 Bronze.

18" Rear

Fits '14-later Touring models (except CVO models unless originally equipped with H-D Prodigy wheels and '24-later FLHX, FLTRX and '25-later FLHXU).

40900661 Gloss Black.

40900662 Bronze.



Gloss Black

Bronze

B. FUGITIVE™ WHEELS*

Get the leading-edge style you've been chasing. Featuring a sleek double-spoke design with 14 spokes on each side, the Fugitive™ Wheel delivers a refined profile that pops with eye-catching visual depth and dimension when viewed from an angle. The result is a stunning, one-of-a-kind look. Available in gloss black and contrast chrome finishes, it will give your bike the custom style it needs to stand out from the crowd.

19" Front

Fits '14-later Touring models (except CVO™ models unless originally equipped with Fugitive wheels). '24-later FLHX, FLTRX and '25-later FLHXU require separate purchase of two brake rotor kits P/N 41500212

43300668 Gloss Black.

43300672 Contrast Chrome.

18" Rear

Fits '14-later Touring models (except CVO™ models unless originally equipped with Fugitive wheels).

40900650 Gloss Black.

40900660 Contrast Chrome.



Gloss Black

Chrome

*NOTE: Requires separate purchase of model-specific Wheel Installation Kit, Sprocket hardware and Brake Rotor-specific hardware. See I-sheet for details. Installation may require separate purchase of wheel size and model-specific tire.

B. FUGITIVE WHEELS

WHEELS 565

Custom Wheels

C. TOMAHAWK™ CUSTOM WHEELS*

This premium cast aluminum Tomahawk™ Wheel features five-spoke design for an open, airy look. Wheel comes in Contrast Chrome or Gloss Black Anodized with Highlights.

19" Front

Fits '14-Later Touring models (except CVO unless originally equipped with Tomahawk wheels). '24-later FLHX, FLTRX and '25-later FLHXU models require separate purchase of two brake rotor kits P/N 41500211.

43300642A Gloss Black/Black Anodized.

18" Rear

Fits '19-later FLRT, FLHTCUTG, FLTRT and FLHTCUTGSE models. FLRT and FLHTCUTG models require separate purchase of Tire P/N 43200046.

40900651 Gloss Black Highlighted.



C. TOMAHAWK CUSTOM WHEEL – GLOSS BLACK/BLACK ANODIZED

D. H-D® ROULETTE CUSTOM WHEELS

Add bold hot rod style. Designed for Trike models, these beautiful Cast aluminum wheels feature exposed lug nuts on rear wheel for performance styling.

19" Front

Fits '09-later Tri Glide®, '15-later Freewheeler®, and '23-later Road Glide® 3 models.

43301048 Contrast Cut.

43301047 Black.

18" Rear

Fits '09-later Tri Glide, '15-later Freewheeler, and '23-later Road Glide 3 models.

40901029 Contrast Cut.

40901028 Black.



Black

Contrast Cut

*NOTE: Requires separate purchase of model-specific Wheel Installation Kit, Sprocket hardware and Brake Rotor-specific hardware. See I-sheet for details. Installation may require separate purchase of wheel size and model-specific tire.

Model Family Fitment:

- V-ROD
- SPORTSTER
- DYNA
- SOFTAIL
- TOURING

D. H-D ROULETTE CUSTOM WHEELS

566 WHEELS

Enforcer & Impeller

A. ENFORCER CUSTOM WHEELS*

Bring on the bling! Add a custom touch without changing the distinctive style of your Touring motorcycle. These 100% polished and mirror chrome plated versions of the split 5-spoke Original Equipment cast aluminum wheels broadcast stunning reflections, even while standing still. These wheels have undergone hundreds of hours of real-world testing to meet the highest standards of performance and durability.

19" Front

43300336

Fits '09-later Touring models (except models equipped with TPMS and '12-later CVO™ models). Does not fit Trike models.

43300324

Fits '09-later Trike models. Does not fit CVO models.

16" Rear

40900346

Fits '09-later Touring models (except '12-later CVO models). Does not fit Trike models.

15" Rear – Trike

40900070

Fits '09-later Trike models. Does not fit CVO models.

B. IMPELLER CUSTOM WHEELS*

Shift into a higher gear. Add a custom touch of chrome without changing the distinctive style of your Touring motorcycle. These custom finished versions of the 10-spoke Original Equipment cast aluminum wheels are the perfect marriage of tough and mechanical. Available in a 100% polished brilliant mirror chrome or contrast chrome finishes, these wheels have undergone hundreds of hours of real-world testing to meet the highest standards of performance and durability.

17" Front

43300386 Contrast Chrome.

Fits '09-later Touring models (except models equipped with TPMS and '12-later CVO™ models). Does not fit Trike models.

16" Rear

40900391 Contrast Chrome.

Fits '09-later Touring models (except models equipped with TPMS and '12-later CVO models). Does not fit Trike models.



A . ENFORCER CUSTOM WHEELS



C. TURBINE CUSTOM WHEELS – GLOSS BLACK



B. IMPELLER CUSTOM WHEELS – CONTRAST CHROME



D. AGITATOR CUSTOM WHEELS – MIRROR CHROME

WHEELS 567

Turbine

C. TURBINE CUSTOM WHEELS*

Bring the gleam and add some edge. These cast aluminum Turbine-style wheels feature 21 spokes, which extend all the way to the edge of the rim, creating the illusion of a larger wheel diameter. The visually stunning wheels are meticulously polished and painted gloss black or chrome-plated for maximum reflective effect. All Genuine Motor Accessory wheels have been certified by Harley-Davidson to perform to our tough vehicle standards for quality and durability. Available in two unique finishes.

19" Front

43300640 Gloss Black.

Fits '14-later Touring models (except CVO™ and '24-later FLHX, FLTRX and '25-later FLHXU models.) Does not fit Trike models. Requires separate purchase of (2) Turbine Floating Brake Rotors P/N 41500120 or 41500147. '20-later models equipped with TPMS require separate purchase of Sensor P/N 32700096 (Dom and HDI) or 32700097 (Japan) and Valve Cap P/N 42300093 and Digital Tech activation.

18" Rear

40900622 Gloss Black.

Fits '14-later Touring models (except CVO and '24-later FLHX, FLTRX and '25-later FLHXU) models. Does not fit Trike models. '20-later FL models equipped with TPMS require separate purchase of Sensor P/N 32700096 (Dom and HDI) or 32700097 (Japan) and Valve Cap P/N 42300093 and Digital Technician™ activation.

Shown with:

TURBINE FLOATING BRAKE ROTORS

Complete the custom look with floating brake rotors, styled to complement Original Equipment or custom wheels. Floating rotors feature a steel inner carrier that is shaped to accent the wheel, with a drilled stainless steel outer disc that is precision-riveted in place. Rotors are sold individually and include chrome mounting hardware.

Fits '14-'22 XL, '06-later Dyna® (except FXDLS), '15-later Softail® (except FXSE), '08-later Touring and '09-later Trike models with Original Equipment or accessory wheel with 3.25" bolt circle rotor mount.

41500120 Polished.

41500147 Gloss Black Inner.

D. AGITATOR CUSTOM WHEELS*

Get ready to stir things up. The 7 forward-facing spokes of these Agitator Wheels dig deep into the soul for maximum custom impact. Spiraling from the custom hub, the flat profile spokes blend to the edge of the rim, minimizing the profile of the wheel and adding an open look that's easy to see around the matching Floating Brake Rotors. Available in your choice of finish, these wheels will set the stage for your custom direction.

19" Front

Fits '09-later Road King®, Road Glide® and Street Glide® models and '14-later Ultra Classic® and Ultra Limited® models (except models equipped with TPMS, '12-later CVO™ models unless originally equipped with Agitator wheels). Does not fit Trike models. Requires separate purchase of Agitator Floating Brake Rotors.

55071-11A Mirror Chrome.

*NOTE: Requires separate purchase of model-specific Wheel Installation Kit, Sprocket hardware and Brake Rotor-specific hardware. See I-sheet for details. Installation may require separate purchase of wheel size and model-specific tire.

Model Family Fitment:

- V-ROD
- SPORTSTER
- DYNA
- SOFTAIL
- TOURING

*NOTE: Requires separate purchase of model-specific Wheel Installation Kit, Sprocket hardware and Brake Rotor-specific hardware. See I-sheet for details. Installation may require separate purchase of wheel size and model-specific tire.

568 WHEELS

Custom Wheels

A. SEISMIC™ CUSTOM WHEELS*

This 10-spoke cast aluminum design is both aggressive in styling and attitude. Offered in Gloss Black with Machined Highlights or Matte Graphite finishes.

21" Front

Fits '18-later FXBR and FXBRS models. Not compatible with models that have TPMS.

43300597 Gloss Black with Machined Highlights.

18" Front

Fits '18-later FLFB and FLFBS models. Not compatible with models that have TPMS.

43300594 Gloss Black with Machined Highlights.

18" Rear

Fits '18-later FXBR, FXBRS, FLFB, and FLFBS models. Not compatible with models that have TPMS.

40900574 Gloss Black with Machined Highlights.



A. SEISMIC CUSTOM WHEEL – GLOSS BLACK WITH MACHINED HIGHLIGHTS



B. ANNIHILATOR CUSTOM WHEEL – GLOSS BLACK WITH MACHINED HIGHLIGHTS

*NOTE: Requires separate purchase of model-specific Wheel Installation Kit, Sprocket hardware and Brake Rotor-specific hardware. See I-sheet for details. Installation may require separate purchase of wheel size and model-specific tire.

WHEELS 569

Wheel Installation Kits

C. WHEEL INSTALLATION KITS

Once you select your wheel style, select the Wheel Installation Kit designed specifically for your motorcycle. Kit includes the bearings and spacers required for installation.

43848-08A Front, 1.0" axle. Fits '02-'07 VRSC™, '04-'07 Dyna® (except '04-'05 FXDWG) and '00-'07 Touring models.

42400034 Front, 25mm axle, ABS. Fits '18-later Softail® models with ABS brakes (except FLDE, FLHC, FLHCS, FLSL, FXLRS and FXLRST).

42400033 Front, 25mm axle. Fits '18-later Softail models without ABS (except FLSL).

43851-11B Front, 25mm axle. Fits '18-later FLSL models without ABS brakes, '08-'17 FLD, FXDF and FXDWG without ABS brakes and '07-'17 Softail models without ABS brakes (except FLSTSC, FLSTSB, FXCW, FXCWC, FXSB and FXSE).

41454-08B Front, 25mm axle, ABS. Fits '08-'17 VRSC with ABS brakes, '12-'17 FXDB, FXDC and FXDL and '16-'17 FXDLS with ABS brakes, '08-later Touring models with ABS brakes, and '19-later Trike models with ABS brakes.

41455-08C Front, 25mm axle. Fits '08-'17 VRSC without ABS brakes, '08-'17 Dyna without ABS brakes (except FLD, FXDF, FXDLS and FXDWG), '16-'17 FXSE and '08-later Touring and Trike models without ABS brakes. Also fits '09-'11 Sidecar.

42400008 Front, 25mm axle. Fits '15-'20 XG, (except XG750A), '08-'22 XL without ABS brakes and '13-'17 FXSB models without ABS brakes.

42400009A Front, 25mm axle, ABS. Fits '14-'22 XL models with ABS brakes and '13-'17 FXSB and FXSBSE models with ABS brakes.

42400010A Front, 25mm axle, ABS. Fits '18-later FLSL, FLDE, FLHC and FLHCS models with ABS brakes, '12-'17 FLD, FXDF and FXDWG with ABS brakes and '11-'17 Softail models with ABS brakes (except FLSTSB and FXCWC, FXCW, FXSB and FXSBSE).

43854-08A Rear, .75" axle. Fits '00-'04 XL, '00-'05 Dyna, '00-'07 Softail and '00-'01 Touring models.

43861-08A Rear, 1.0" axle. Fits '02-'07 VRSC, '05-'07 XL, '06-'07 Dyna and '02-'07 Touring models.

43878-08B Rear, 25mm axle. Fits '08-'19 XL (except XL1200CX), '18-later FLSL, FLDE, FLHC and FLHCS models without ABS brakes, '08-'17 Softail® (except FXCW, FXCWC, FXSB and FXSE) and '08 Touring models without ABS brakes.

41451-08C Rear, 25mm axle. Fits '15-'20 XG, '16-'21 XL1200CX, '18-'22 XL1200NS and XL1200XS and '20-'22 XL and '08-'17 Dyna® models without ABS brakes.



41453-08C Rear, 25mm axle, ABS. Fits '08-'17 VRSC with ABS brakes, '14-'22 XL with ABS brakes (except '16-'19 XL1200CX) and '08-later Touring models with ABS brakes.

42400036 Rear, 25mm, ABS. Fits '18-later Softail models with ABS.

42400035 Rear 25mm. Fits '18-later Softail models without ABS.

43077-11A Rear, 25mm axle, ABS. Fits '18-later FLSL, FLDE, FLHC and FLHCS models with ABS brakes, '11-'17 Softail models with ABS brakes.

42400003 Rear, 25mm axle, ABS. Fits '12-'17 Dyna models with ABS brakes.



Model Family Fitment:
 Grey V-ROD Yellow SPORTSTER Red DYNA
 Purple SOFTAIL Teal TOURING

C. WHEEL INSTALLATION KITS

WHEELS

570 WHEELS

Brake Rotors

POLISHED BRAKE ROTORS

A perfect complement to stock or custom wheels. Manufactured to Original Equipment specifications for exact fit, these rotors are meticulously polished to achieve a chrome-like appearance. Rotors are sold individually and include chrome installation hardware.

A. Fits '09-later Touring models (except FLHRC, FLHRSE, FLHTKSE and '23-later FLHXSE, FLTRXSE and '24-later FLHX, FLTRX and '24 FLTRXSTSE and '25-later FLHXU) with H-D® Prodigy™, Tomahawk™, Enforcer or Impeller wheels. Also fits '19-later Trike models with the Tomahawk Trike Wheels P/N 43300942.

41500094 Front.

B. Fits '00-'13 XL and XR, '00-'05 Dyna®, '00-'14 Softail® (except Springer™) and '00-'07 Touring models.

41830-05A Front – Left Side.

41831-05A Front – Right Side.

C. Fits '17-'20 FLHRXS, '14-later FLHRC and '08-'13 Touring (except '08 FLHRSE, '10-'11 FLHXSE and '09 FLTRSE) and Trike models. Fits selected accessories wheels with standard 5-hole hub-mount brake disc. Consult wheel I-sheet for details.

44950-08 Front – Left Side.

44959-08 Front – Right Side.

D. Fits '06-'17 VRSC™ and Dyna models. Also fits '08-later Touring (except '23-later FLHXSE, FLTRXSE and '24-later FLHX, FLTRX and '24 FLTRXSTSE and '25-later FLHXU) and Trike models. Requires Original Equipment or accessory wheel with 6.7" bolt circle rotor mount. Does not fit Enforcer or Impeller wheels.

41500012A Front.

E. Fits '00-'10 XL, '00-'17 Dyna and Softail and '00-'07 Touring models. Separate purchase of Brake Rotor Hub Plate P/N 43837-00 is required when installing on FXSTD Original Equipment 17" wheels.

41832-05A Rear.

F. AGITATOR POLISHED BRAKE ROTORS

Front Left. Fits '09-later Touring models equipped with Agitator Custom Front Wheel (except CVO™ and '24-later FLHX, FLTRX and '25-later FLHXU models).

41500007 Chrome Inner.

41500053 Gloss Black Inner.

Front Right. Fits '09-later Touring models equipped with Agitator Custom Front Wheel (except CVO and '24-later FLHX, FLTRX and '25-later FLHXU models).

41500008 Chrome Inner.

41500052 Gloss Black Inner.



A. POLISHED BRAKE ROTOR – FRONT



A. POLISHED BRAKE ROTOR – FRONT



G. SEISMIC BRAKE ROTORS – GLOSS BLACK



H. ANNIHILATOR BRAKE ROTORS – GLOSS BLACK



B. POLISHED BRAKE ROTOR – FRONT (41831-05A SHOWN)



C. POLISHED BRAKE ROTOR – FRONT (44950-08 SHOWN)



I. POLISHED FLOATING BRAKE ROTORS – SPLIT 7 SPOKE



I. POLISHED FLOATING BRAKE ROTORS – SPLIT 7 SPOKE, BLACK



D. POLISHED BRAKE ROTOR – FRONT



E. POLISHED BRAKE ROTOR – REAR



I. POLISHED FLOATING BRAKE ROTORS – CHROME



I. POLISHED FLOATING BRAKE ROTORS – TEARDROP



F. POLISHED AGITATOR POLISHED BRAKE ROTORS – CHROME INNER



F. POLISHED AGITATOR POLISHED BRAKE ROTORS – GLOSS BLACK INNER



I. POLISHED FLOATING BRAKE ROTORS – VIVID BLACK



I. POLISHED FLOATING BRAKE ROTORS – TURBINE (INSET SHOWS GLOSS BLACK)

Model Family Fitment:

V-ROD
 SPORTSTER
 DYNA
 SOFTAIL
 TOURING

WHEELS 571

Brake Rotors

G. SEISMIC™ BRAKE ROTOR

A perfect complement to the 10 spoke Seismic™ Custom Wheel or replacement of OE rotor. Offered with a Gloss Black Inner or Matte Graphite Inner. Installation hardware included.

Rear

Fits '00-'10 XL, '00-'17 Dyna® (except FXDLS), '00-later Softail (except FXSE), '00-'07 Touring models. Separate purchase of Brake Rotor Hub Plate P/N 43837-00 is required when installing on FXSTD Original Equipment 17" wheels.

41500156 Gloss Black Inner.

H. ANNIHILATOR BRAKE ROTORS

Add a custom of one look to your 6-spoke Annihilator Custom Wheel with the floating Annihilator Brake Rotor. This brake rotor features a steel inner carrier that is shaped to accent the Annihilator wheel and features a drilled stainless steel outer disc that is precision-riveted in place. Rotors are sold individually and include chrome installation hardware.

Front

Fits '14-'22 XL, '06-'17 Dyna® (except FXDLS), '15-later Softail® (except FXSE), '08-later Touring (except '23-later FLHXSE, FLTRXSE, '24-later FLHX, FLTRX and '24 FLTRXSTSE and '25-later FLHXU) and '09-later Trike models with Original equipment or accessory wheel with 3.25" bolt circle rotor mount.

41500172 Gloss Black Inner.

Rear

Fits '00-'10 XL, '00-'17 Dyna (except FXDLS), '00-later Softail (except FXSE) and '00-'07 Touring models. Separate purchase of Brake Rotor Hub Plate P/N 43837-00 is required when installing on FXSTD Original Equipment 17" wheels.

41500174 Gloss Black Inner.

I. POLISHED FLOATING BRAKE ROTORS

Complete the custom look with floating brake rotors, styled to complement Original Equipment or custom wheels. Floating rotors feature a steel inner carrier that is shaped to accent the wheel, with a polished and drilled stainless steel outer disc that is precision-riveted in place. Rotors are sold individually and include chrome installation hardware.

Front

Fits '14-'22 XL, '06-'17 Dyna® (except FXDLS), '15-later Softail® (except FXSE), '08-later Touring (except '23-later FLHXSE, FLTRXSE, '24-later FLHX, FLTRX and '24 FLTRXSTSE and '25-later FLHXU) and '09-later Trike models with Original Equipment or accessory wheel with 3.25" bolt circle rotor mount.

41500107 Split 7 Spoke.

41500108 Split 7 Spoke, Black.

44944-08A Chrome.

44942-08A Teardrop – Chrome & Raw.

44947-08A Vivid Black.

41500120 Turbine.

41500147 Turbine – Gloss Black.

Front

Fits '00-'13 XL and XR, '00-'05 Dyna, '00-'14 Softail (except Springer™) and '00-'07 Touring models.

44360-00A Chrome.

44367-00A Teardrop.

44358-00A Vivid Black.

Rear

Fits '00-'10 XL, '00-'17 Dyna (except FXDLS), '00-later Softail (except FXSE), and '00-'07 Touring models. Separate purchase of Brake Rotor Hub Plate P/N 43837-00 is required when installing on FXSTD original equipment 17" wheels.

41500109 Split 7 Spoke.

41500110 Split 7 Spoke, Black.

44359-00A Chrome.

44368-00A Teardrop.

44357-00A Vivid Black.

41500069 Turbine.

572 WHEELS

Billet Sprockets & Accessories

A. FRONT BRAKE ROTORS – POLISHED

A perfect complement to stock or custom wheels. Manufactured to Original Equipment specifications for exact fit, this rotor is meticulously polished to achieve a chrome-like appearance. The rotors are sold individually; two are rotors required. Mounting hardware is included. Supports TPMS (Tire Pressure Monitoring System).

41500212 Fugitive™.
Fits '23-later FLHXSE and FLTRXSE, and '24-later FLHX, FLTRX, and FLTRXSTSE models using the Fugitive wheels.

41500211 Tomahawk™.
Fits '23-later FLHXSE and FLTRXSE, and '24-later FLHX, FLTRX, and FLTRXSTSE models using the Tomahawk wheels..

B. FLAT BLACK SPROCKET

These sprockets are precision machined to exacting Original Equipment standards. Requires separate purchase of model-specific sprocket mounting hardware.

42200250
Fits '09-later Touring models.

C. MAGNUM 5 SPROCKET COVER - CHROME

Styled to match the distinctive Magnum 5 Custom Wheel. Available in mirror chrome, this Sprocket Cover gives the appearance of having a custom sprocket at a fraction of the cost. Cover is easy to install with Original Equipment hardware or add the Chrome Hardware Kit P/N 94773-07 (sold separately) for a finished look.

40120-09
Fits '07-'17 Dyna® models (except FLD).

D. CHROME SPROCKET COVER

This Sprocket Cover gives the appearance of having a chrome sprocket at a fraction of the cost. It matches the styling of the Original Equipment sprocket and bolts on using the stock hardware.

37757-07
Fits '07-'17 Softail® (except FLSTNSE, FXCW, FXCWC, FXSB, FXSBSE and FXSE).

91347-00
Fits '00-'06 Softail models.



A. FRONT BRAKE ROTORS – POLISHED



B. FLAT BLACK SPROCKET



C. MAGNUM 5 SPROCKET COVER – CHROME



D. SPROCKET COVER – CHROME



E. DECORATIVE WHEEL WEIGHTS – BAR & SHIELD



F. BRAKE ROTOR HARDWARE KIT – CHROME (46646-05 SHOWN)



G. SPROCKET HARDWARE – CHROME HEX HEAD



H. CHROME-PLATED BRASS VALVE STEM CAPS



I. CHROME-PLATED ABS VALVE STEM CAPS

WHEELS 573

Wheel Accessories

E. DECORATIVE WHEEL WEIGHTS – BAR & SHIELD

Calibrate your wheel balance with a touch of class with these uniquely designed wheel weights. Adhesive backing for easy installation.

95615-04 .5 oz.
Fits Original Equipment and accessory wheel rims.

F. BRAKE ROTOR HARDWARE KIT – CHROME

It's the details, like this chrome hardware kit, that really get your bike noticed. This hardware adds a unique chrome-plated finish to the Original Equipment or accessory floating brake rotors. Kit includes 5 chrome-plated bolts manufactured to factory specifications to ensure fit and performance.

46646-05 Button Head – Front.
Fits '90-later models (except VRSC™, FXSB, FXSE, '14-later Touring and Trike and models equipped with Open Brake Rotor P/N 44343-01, 44553-06A, 41500012, 41500040 or 41500042). Does not fit RA1250 and RA1250S models.

46647-05 Button Head – Rear.
Fits '92-later models (except Trike, RA1250, RA1250S, RH975, RH1250S and '25-later RA1250ST models).

G. SPROCKET HARDWARE – CHROME HEX HEAD

This kit includes highly polished, chrome-plated, grade 8 hex-head screws with chrome-plated washers, providing an extra custom accent. The perfect addition to the chrome sprocket. Made from the same Original Equipment bolts to ensure product integrity. Also works with chrome belt sprocket covers and Original Equipment sprockets.

94773-07
Fits '07-'17 Dyna® and Softail® models.

94773-00A
Fits '00-'05 Dyna and '00-'06 Softail models.

94708-98
Fits '91-'22 XL and '93-'99 Dyna and Softail models.

H. CHROME-PLATED BRASS VALVE STEM CAPS

The beauty of chrome with the durability of machined brass, featuring a laser-etched Bar & Shield logo painted black. Available with a traditional, unique fluted or rugged acorn-shaped cylinder. Will not seize on valve stems and includes O-rings for reliable seal. Sold in pairs.

Universal fitment. Also fits suspension air valves.

1. 41148-98
Acorn Nut with Bar & Shield Logo.

2. 41150-98
Acorn Nut with Grooved Cylinder with Bar & Shield Logo.

I. CHROME-PLATED ABS VALVE STEM CAPS

A special chrome touch with special graphics. Will not seize on valve stems and includes O-rings for reliable seal. Sold in pairs.

Universal fitment. Also fits suspension air valves.

1. 41144-97 Color Bar & Shield Logo.

2. 41145-97 Bar & Shield Outline on Black.

3. 41171-03 White Skull Logo on Black.

Model Family Fitment:

- V-ROD
- SPORTSTER
- DYNA
- SOFTAIL
- TOURING

LUGGAGE



ONYX™ PREMIUM LUGGAGE COLLECTION

Designed by riders for riders, the Onyx™ Premium Luggage Collection is constructed from heavy-weight, UV-stable ballistic nylon that will protect your belongings from the elements while maintaining their shape and color so they look as good off the bike as on.

UV-RESISTANT FINISH
Solution-dyed during fabric production for long-life UV-resistance even when exposed to the sun's harshest rays.

REFLECTIVE TRIM
Reflective trim adds an extra touch of visibility to other motorists.

DURABLE BALLISTIC NYLON
1680 denier ballistic polyester material maintains its sturdy shape and protects your belongings for the long haul.

SECURE MOLLE MOUNTING SYSTEM
The versatile MOLLE (Modular Lightweight Load-Carrying Equipment) mounting system allows for modular pouch attachment. Slip-resistant bottom keeps the bag in place on your bike.

2-YEAR HARLEY-DAVIDSON™ WARRANTY

LOCKING QUICK-RELEASE MOUNTING STRAPS
Convenient straps simplify installation and removal and provide a secure no-shift fit.



ORANGE INTERIOR
Orange interior fabric makes it easy to see bag contents in almost any light.



OVERSIZE HANDLES
Soft-touch ergonomic handle is shaped for effortless transport to and from the bike.



GLOVE-FRIENDLY ZIPPER PULLS
Ergonomically contoured rubberized zipper pulls are large and glove-friendly for on-the-go bag access.



INTEGRATED RAIN COVER
Features elastic bungee cord with a barrel lock tensioner to keep cover securely fastened over the luggage. Cover features a reflective Bar & Shield logo for enhanced visibility.



Touring Bags

ONYX™ PREMIUM LUGGAGE COLLECTION
Designed by riders for riders, the Onyx™ Premium Luggage Collection provides everything you need in motorcycle luggage and nothing you don't. Made of premium 1680 denier, UV-stable ballistic polyester material, these bags will stand up to the toughest road and weather conditions and won't fade through years of use. All bags in the collection feature water-resistant zippers with rubber Harley-Davidson® branded, glove-friendly zipper pulls for easy open and close, a burnt orange interior that allows you to see the bag's contents in almost any light, a plethora of internal and external pockets to make organization easy, MOLLE-style webbing for easy modular pouch attachment and reflective piping to provide visibility to other motorists. Abrasion-resistant non-slip material on the bottom of each bag ensures your bag stays put, and each bag includes a rain cover featuring an elastic hem and barrel lock mechanism so the cover can be cinched tight ensuring it stays in place at highway speeds. All Onyx Collection Premium Luggage features a limited two-year warranty. See Dealer for details.



A. ONYX PREMIUM LUGGAGE COLLECTION TOURING BAG

A. ONYX PREMIUM LUGGAGE COLLECTION TOURING BAG

The Onyx Collection Touring Bag is perfect for long-haul trips. This bag features a separate top compartment to keep your shoes separate from your clothes, a main compartment that can store enough jeans and T-shirts for a two-week trip and the main compartment lid features removable lid straps that keep the top compartment from falling forward or back when loading the main compartment. The large front pocket holds keys, pens, documents and small electronics. The two outer pockets at the top of the bag are perfect for eyewear storage, while the two large lower exterior pockets are perfect for storing rain gear. Dimensions: 19.2" W x 12.7" D x 20.5" T Capacity: 3,500 cubic inches

93300103
Installation requires a sissy bar upright and backrest pad. Luggage rack required if not mounting on passenger pillion. Does not fit XR1200, XR1200X, FXDRS, and XG models.



B. ONYX PREMIUM LUGGAGE COLLECTION WEEKENDER BAG

B. ONYX PREMIUM LUGGAGE COLLECTION WEEKENDER BAG

The Onyx Collection Weekender Bag is ideal for around town use or a weekend getaway. This backpack-style bag has a cavernous main compartment that is large enough for a pair of boots or shoes, a change of clothes, an extra jacket or sweatshirt and extra gloves and hats. It also features a padded laptop compartment and two additional padded pockets for small electronics. The bag also features two outer top pockets, one that is felt lined for eyewear storage, a draw-bridge style front compartment for storing pens and documents and four additional side pockets that are great for storing phone chargers, keys and other small items. The bag's rigid structure ensures its shape is maintained, even when the bag is empty, and the attached mounting straps conveniently tuck away into a built-in storage pouch for a clean look. This bag also features padded backpack straps and raised back padding to make carrying the bag to and from your bike a comfortable proposition. Dimensions: 18" W x 11.5" D x 18" T Capacity: 1,800 cubic inches

93300105
Installation requires a sissy bar upright and backrest pad. Luggage rack required if not mounting on passenger pillion. Does not fit XR1200, XR1200X, FXDRS, and XG models.



C. ONYX PREMIUM LUGGAGE COLLECTION DAY BAG

C. ONYX PREMIUM LUGGAGE COLLECTION DAY BAG
This compact Day Bag is perfect for your daily work commute or a short day trip. The main compartment is great for storing a sweatshirt, a pair of shoes, a rain suit, gloves or caps. Interior mesh zip pocket holds keys or small electronics. The rigid structure of the bag ensures it keeps its shape, even when empty and the detachable, padded shoulder strap makes the bag easy to carry. Dimensions: 16.75" W x 9" D x 9" T. Capacity: 1,000 cubic inches

93300104
Fits models equipped with Luggage Racks, with or without a Sissy Bar Upright, and Tour-Pak® Luggage Racks (except Mini Rack P/N 53100-95). Does not fit XG750A models. Installation requires a sissy bar upright and backrest pad. Luggage rack required if not mounting on passenger pillion.

Model Family Fitment:
 V-ROD
 SPORTSTER
 DYNA
 SOFTAIL
 TOURING

578 LUGGAGE

Onyx™ Premium Luggage Collection

A. ONYX™ PREMIUM LUGGAGE COLLECTION TOUR-PAK® RACK BAG

The Tour-Pak® Rack Bag is designed to fit atop most Tour-Pak Luggage Racks, this bag provides the additional storage you need for long trips. The main compartment features three mesh pockets for easy organization while also providing enough space to stow clothes for a short trip. Outside the bag, the top zip pocket is fleece lined for protective eyewear storage while the front, back and side pockets are great for storing gloves and organizing keys, cords and your phone charger. Dual side-carry handles, a stowable rubber top carry handle and a detachable shoulder strap make off bike transport easy. Rigid construction insures the bag keeps its shape, even when empty. Dimensions: 24" W x 14" D x 10.4" T. Capacity: 2,600 cubic inches

93300123
Fits models equipped with Tour-Pak Luggage Racks (except FLRT and FLHXXX or Mini Rack P/N 53100-96).



A. ONYX PREMIUM LUGGAGE COLLECTION TOUR-PAK RACK BAG



B. ONYX PREMIUM LUGGAGE COLLECTION COLLAPSIBLE TOUR-PAK RACK BAG



C. ONYX PREMIUM LUGGAGE COLLECTION TAIL BAG



D. ONYX PREMIUM LUGGAGE COLLECTION RIDER BACKREST BAG

B. ONYX PREMIUM LUGGAGE COLLECTION COLLAPSIBLE TOUR-PAK RACK BAG

This Collapsible Rack Bag is similar to our other premium Tour-Pak Rack Bags, with the added benefit that it can be folded down to a fraction of its expanded size and placed in a saddle-bag when not in use. Take it with you on your trip and bring home all the T-shirts and extra things you may buy at a rally or on a long trip. The Collapsible Tour-Pak Rack Bag comes with a removable shoulder strap for easy transport from the bike to your hotel. Dimensions: 20" W x 14" D x 9" T. Capacity: 2,600 cubic inches

93300124
Fits models equipped with Tour-Pak Luggage Racks (except FLRT and FLHXXX or Mini Rack P/N 53100-96).

C. ONYX PREMIUM LUGGAGE COLLECTION TAIL BAG

Great for daily commutes or for extra storage anytime, this Tail Bag provides the space you need. The main compartment is large enough to store a half helmet, rain gear or extra layers, while zipped side pockets are large enough to hold gloves or small electronic devices. The Tail Bag mounts to a passenger pillion and has locking, quick-release clasps for easy on and off the bike. The sturdy top handle and detachable shoulder strap make it easy to carry the bag to and from your motorcycle. Dimensions: 17.5" W x 12" D x 10.4" T. Capacity: 970 cubic inches

93300106
Fits passenger pillions on most models. Does not fit Touring, Trike or Harley-Davidson Street® models. Does not fit most '18-later Softail® models (except FLHC, FLHCS and FXDRS models). FXDRS models require separate purchase of Bungee Bars P/N 50300233.

D. ONYX PREMIUM LUGGAGE COLLECTION RIDER BACKREST PAD

This optional Rider Backrest Pad provides additional rider comfort and support by fastening to the front of other Onyx™ Collection Luggage. The expandable design, featuring two-piece foam, allows you to adjust it for just the right amount of support. Made of solution-dyed material for exceptional abrasion and UV resistance, it never fades and continues to look great for years.

93300125
For use with Premium Luggage Collection Touring Bag, Weekender Bag and Rolling Touring Bag.

E. ONYX PREMIUM LUGGAGE COLLECTION TANK BAG

Designed by riders for riders, the Onyx Premium Luggage Collection is the best luggage Harley-Davidson has to offer and, provides everything you need in motorcycle luggage and nothing you don't. The Tank Bag is designed specifically for Softail® model motorcycles and keeps small items and must-haves, including a mobile device, close at hand. Dimensions: 12.4" W x 4.75" D x 9.5" H Capacity: 420 cubic inches

93300159
Fits '18-later Softail models (except FL5B, FXLR, FL5B, FXDRS and '20-'21 FXLRS).



E. ONYX PREMIUM LUGGAGE COLLECTION TANK BAG



F. ONYX PREMIUM LUGGAGE COLLECTION BACKSEAT ROLLER BAG




F. ONYX PREMIUM LUGGAGE COLLECTION BACKSEAT ROLLER BAG



G. ONYX PREMIUM LUGGAGE COLLECTION FLY AND RIDE BAG



F. ONYX PREMIUM LUGGAGE COLLECTION BACKSEAT ROLLER BAG



G. ONYX PREMIUM LUGGAGE COLLECTION FLY AND RIDE BAG



G. ONYX PREMIUM LUGGAGE COLLECTION FLY AND RIDE BAG

LUGGAGE 579

Onyx Premium Luggage Collection

F. ONYX™ PREMIUM LUGGAGE COLLECTION BACKSEAT ROLLER BAG

This Backseat Roller Bag has everything a solo rider needs to rule the road. Unmatched durability, effortless transport and immense storage space. With its locking push-button handle that extends to 20.5" and smooth-rolling skateboard wheels, moving gear from bike to bunk has never been easier. The massive main compartment can carry weeks of clothes for your grand tour and features a large elastic pouch and zippered mesh pocket to organize the rest of your riding essentials. Two outer stash pockets store sunglasses, rain gear and electronics with ease, and the external bungee keeps coats and bedrolls secured. Compatible with the Onyx™ Premium Luggage Collection Rider Backrest Pad for long-haul comfort and support. Dimensions: 16" W x 13" D x 18" T. Capacity: 3,200 cubic inches

93300126
Fits '14-later Touring and Tri Glide® models equipped with a King Tour-Pak® Carrier. Tour-Pak luggage carrier must be equipped with luggage rack on top for proper installation.

G. ONYX PREMIUM LUGGAGE COLLECTION FLY AND RIDE BAG

Designed by riders for riders, the Onyx™ Premium Luggage Collection is the best luggage Harley-Davidson has to offer and provides everything you need in motorcycle luggage and nothing you don't. The Fly and Ride Bag will breeze through airport security and is designed to be an ideal carry-on bag for the rider flying to meet their bike, or taking off on any adventure.

Locking-push button handle that extends by 16" to a height of 38.25" and smooth-rolling skateboard wheels make this bag easy to handle in the airport. Designed to fit in most commercial aircraft overhead bins for easy travel. Fold-out TSA-approved padded sleeve accommodates 15" laptop plus a separate tablet sleeve. Rollers designed not to scuff seat when mounted to sissy bar. Water-resistant zippers with rubber Harley-Davidson branded, glove-friendly pulls for easy open and close. High-contrast orange interior makes it easy to see bag contents in almost any light and a plethora of internal and external pockets and an adjustable shelf make organization easy. MOLLE-style webbing for easy modular pouch attachment. Abrasion-resistant, non-slip bottom keeps the bag in place. Dimensions: (approximate): 14" W x 9" D x 22" H Capacity (approximate): 2450 CI

93300158
Installation requires a sissy bar upright and backrest pad. Luggage rack required if not mounting on passenger pillion. Does not fit XR1200, XR1200X, FXDRS, and XG models.

Model Family Fitment:

- V-ROD
- SPORTSTER
- DYNA
- SOFTAIL
- TOURING

580 LUGGAGE

Overwatch Luggage

A. OVERWATCH DRY BACKPACK

Designed specifically for motorcycle travel, the versatile and rugged Overwatch Dry Backpack will protect your gear in the harshest conditions, on and off the motorcycle. Roll-top closure and waterproof liner protect main compartment. Water-resistant 1280 denier PVC-backed nylon shell and water-resistant zippers make for the ultimate in weather protection. Features mounting straps that can be quickly reconfigured and used as backpack straps. A chest strap, breathable back pad, and removable waist straps allow for a full conversion to a comfortable backpack. Includes 4 removable mounting straps and multiple mounting loops for easy and secure mounting to sissy bar or luggage rack. 3 outer pockets and an internal 15 inch laptop sleeve add versatility. High-contrast orange waterproof liner in main compartment makes it easy to view contents. 32L capacity.

93300168

Installation requires a sissy bar upright and backrest pad. Luggage rack required if not mounting on passenger pillion. Does not fit XG luggage racks. Does not fit with '18-later short Softail® passenger uprights.

B. OVERWATCH DRY BAG

Keep your gear dry with the Overwatch Dry Bag. This water-resistant bag has a large main compartment that features a roll top design with easy-to-use quick-release buckle closures and abrasion-resistant non-slip material on the bottom. Two outer zip pockets are great for storing smaller items. MOLLE-style attachment system on the bag's top make it easy to attach small pouches to this bag and the convenient centered handle make for easy transport to and from your bike. Dimensions: 11.5" D x 19" T. Luggage capacity: 2,000 cubic inches.

93300119

Installation requires a sissy bar upright and backrest pad. Luggage rack required if not mounting on passenger pillion. Does not fit XG luggage racks. Does not fit with '18-later short Softail® passenger uprights.

C. OVERWATCH LARGE SISSY BAR BAG

This Sissy Bar Bag features a cavernous main compartment large enough to accommodate enough clothes for a long weekend trip and a hook and loop closure that rolls and clips to keep water out. Sunglasses and other small items fit conveniently in the small front pocket while the draw-bridge style outer pocket features two removeable tool pouches (tools not included) which can also be used to organize cords and keys. An elasticized side pouch fits a large water bottle. Back and side handles make for easy transport once the bag is detached from the bike. Dimensions: 14" W x 7" D x 20" T. Luggage capacity: 2,000 cubic inches.

93300120

Installation requires a sissy bar upright and backrest pad. Luggage rack required if not mounting on passenger pillion. Does not fit XG luggage racks. Does not fit with '18-later short Softail passenger uprights.

D. OVERWATCH LARGE HANDLEBAR BAG

The roomy Overwatch Large Handlebar Bag is the ultimate in style and practicality. This bag features a removable top compartment with a clear plastic touchscreen pouch that is perfect for holding your phone or GPS. The top pouch also has a zippered compartment that is perfect for storing your wallet and keys. The larger main compartment features one zip and one mesh pocket for organization. Adjustable quick-release buckles and MOLLE-style mounting system with hook and loop straps make for easy attachment. Six multi-fit hook-and-loop mounting straps are included. Dimensions: 4.5" W x 9.5" D x 7" T. Luggage capacity: 250 cubic inches.

93300122

Fits Original Equipment and Accessory risers that are 2" or taller. Does not fit XL models if equipped with triple clamp-integrated risers and 4" diameter riser-mounted speedometers. Does not fit with windshields.

E. OVERWATCH SMALL HANDLEBAR BAG

The Overwatch Small Handlebar Bag is perfect for packing essential items. This bag features one main interior pocket that is the perfect place to put your phone, wallet and keys while riding your motorcycle. MOLLE-style web system with hook and loop straps allow for versatile bag attachment. Six hook-and-loop mounting straps are included. Dimensions: 6" W x 8" D x 2.5" T. Luggage capacity: 100 cubic inches.

93300121

Fits Original Equipment and Accessory risers that are 2" or taller. Does not fit XL models if equipped with triple clamp-integrated risers and 4" diameter riser-mounted speedometers. Fits with some windshields.



A. OVERWATCH DRY BACKPACK



B. OVERWATCH DRY BAG



C. OVERWATCH SISSY BAR BAG



D. OVERWATCH LARGE HANDLEBAR BAG



E. OVERWATCH SMALL HANDLEBAR BAG



F. WAXED CANVAS BACK PACK



G. WAXED CANVAS MESSENGER BAG



H. PREMIUM TRAVEL-PAK – KING TOUR-PAK



H. PREMIUM TRAVEL-PAK – SADDLEBAGS



I. TRAVEL-PAKS – SADDLEBAGS (93300107 SHOWN)



I. TRAVEL-PAKS – SADDLEBAGS (93300110 SHOWN)



I. TRAVEL-PAK – KING TOUR-PAK (53605-97 SHOWN)



I. TRAVEL-PAK – HARD SADDLEBAGS (91885-97A SHOWN)

LUGGAGE 581

Travel-Paks

F. WAXED CANVAS BACKPACK

The thick, solution-dyed, waxed canvas construction and the heavy-gauge leather on the bottom give it a unique look and character. It features an interior padded laptop sleeve, to securely stow your laptop computer (up to 15"). The roll-top design has simple, easy-to-use buckles for secure closure. A water-resistant, high-contrast orange liner makes it easy to find things inside, while the wide, comfortable backpack straps (with sternum strap) provide all-day comfort.

93300117

Installation on bike requires a sissy bar upright and backrest pad or luggage rack.

G. WAXED CANVAS MESSENGER BAG

The thick, solution-dyed, waxed canvas construction and the heavy-gauge leather on the bottom give it a unique look and character. It features an interior padded laptop sleeve, to securely stow your laptop computer (up to 15"). The roll-top design has simple, easy-to-use buckles for secure closure. A water-resistant, high-contrast orange liner makes it easy to find things inside, while the comfortable, messenger-style shoulder strap and stabilizer strap provide long-lasting comfort and style.

93300116

Installation on bike requires a sissy bar upright and backrest pad or luggage rack.

H. PREMIUM TRAVEL-PAKS

This collection of fitted luggage provides convenient storage for your next long ride. The bags are manufactured of water-resistant ballistic nylon that matches the premium luggage collection. The exterior features comfortable carrying handles, heavy-duty glove-friendly zippers, a zippered pocket and D-rings for optional carrying straps. The padded interior features a variety of convenient storage pockets and plenty of open storage. Saddlebag right-hand bag features an internal padded laptop pocket and plenty of smart storage spaces.

93300072 King Tour-Pak® Carrier.

Fits '93-later Touring and Trike models equipped with King Tour-Pak luggage.

93300070 Hard Saddlebags.

Fits '93-later Touring models equipped with hard saddlebags. Sold in pairs.

I. SADDLEBAG TRAVEL-PAKS

The Travel-Pak bags feature two-way zippers for easy access, and embossed Bar & Shield patches for style.

93300107 Saddlebags.

Fits '18-later FLHC and FLHCS models with Original Equipment saddlebags. Also fits FLDE models equipped with Softail® Deluxe Rigid Mount Saddlebags P/N 90201558.

93300110 Saddlebags.

Fits '18-'21 FLSB and '22-later FXLRST models.

53605-97 King Tour-Pak.

Fits '93-later Touring and Trike models equipped with King and Ultra Tour-Pak luggage.

91885-97A Hard Saddlebags.

Fits '93-later Touring models equipped with Color-Matched Hard Saddlebags and '09-'17 VRSCF models equipped with Rigid Saddlebags P/N 91172-09. Sold in pairs.

91887-98 Leather Saddlebags. (not shown)

Fits '98-'19 FLHRC and FLHRS models. Sold in pairs.

Model Family Fitment:

- V-ROD
- SPORTSTER
- DYNA
- SOFTAIL
- TOURING

582 LUGGAGE

Small Bags

BLACK STANDARD LINE BAGS

Made of ultra-durable leather-like synthetic featuring a debossed H-D #1 logo, the Black Standard Line Sissy Bar and Tool Bags have a simple, black on black style that complements many styling directions and budgets. An internal reinforcement system maintains the bag's shape over time. The "MOLLE-style" system of mounting loops accommodate hook and loop straps and allow for multiple mounting locations and orientations. The bags feature either matte black enamel buckles with hidden quick-detach buckles underneath or a hook and loop flap closure.



A. BLACK STANDARD LINE SISSY BAR/SOLO BAG

A. BLACK STANDARD LINE SISSY BAR/SOLO BAG

This Sissy Bar Bag features quick-release buckles to get you in and out of the bag fast. Great for storing a light jacket, sunscreen, gloves and glasses. Bag measures 8" x 10.5" x 3.25". Internal capacity: 260CI. Carrying capacity: 5 lbs.

93300114

B. BLACK STANDARD LINE TOOL BAG

This Tool Bag features decorative, black enamel buckles under which are quick-release buckles for easy access and can be mounted to various parts of the bike including the sissybar or a luggage rack. This Tool Bag is constructed to handle the weight of tools. The bag measures: 5.25" in diameter x 11" long. Internal capacity: 165CI. Carrying capacity: 5 lbs.

93300113



B. BLACK STANDARD LINE TOOL BAG

C. WINDSHIELD BAGS

Ideal for storing cell phones, sunglasses and other small items, these easy-to-install bags are available in a wide variety of styles to suit your customizing direction.

Fits King-Size and Compact windshields (except FXSTD, Flame and Skull with Wings). Does not fit 100th Anniversary logo windshields, models equipped with handlebar mount gauges or Road Tech™ Riser Mount Radio. Also fits '15-later FLRT windshields.



C. WINDSHIELD BAGS



1. FAT BOY® WINDSHIELD BAG WITH CONCHO

56626-99

2. WINDSHIELD BAG FOR SOFTAIL® DELUXE MODELS

57207-05A

3. LEATHER WITH BAR & SHIELD LOGO

58298-87

4. EMBOSSED BAR & SHIELD LOGO LEATHER

58308-95

5. ROAD KING® CLASSIC LEATHER WINDSHIELD BAG

58189-98

LUGGAGE 583

Windshield Bags

D. THREE-POCKET WINDSHIELD POUCH

Add convenient storage space up front where you need it. This easy-to-install windshield pouch features three easily accessible storage pockets sized for cell phones, glasses and other small items. The center pouch is accented with an embossed Harley-Davidson script for a finishing touch.

58904-03

Fits King-Size (except Heritage Springer™ and Rigid-Mount King Size) and Road King® windshields (except Wind Deflector and Adjustable Height).

E. TWO-POCKET WINDSHIELD POUCH

Add convenient storage space up front where you need it. This easy-to-install windshield pouch features two easily accessible storage pockets sized for cell phones, glasses and other small items. Hook-and-loop closures allow easy one-handed opening. Both pouches are accented with an embossed Harley-Davidson logo for a finishing touch.

57203-07

Fits King-Size or Compact windshields. Does not fit FXDWG, FLSTSB or FXSTD models. Does not fit Rigid-Mount, Super Sport, Nostalgic or Flamed windshields.

F. HANDLEBAR/FORK BAGS

Constructed of durable synthetic leather with embossed H-D Eagle Wing logo. Looks great on sissy bar uprights, handlebars and front forks.

If used in front fork application, fits '93-'17 FXDWG and '84-'17 FLSTC models. Also fits '82-'89 FXR with additional purchase of Directional Relocation Kit P/N 90504-82A.

91743-87T 11-inch length.

91744-87T 8-inch length.



D. THREE-POCKET WINDSHIELD POUCH



E. TWO-POCKET WINDSHIELD POUCH



F. HANDLEBAR/FORK BAGS

Model Family Fitment:

V-ROD	SPORTSTER	DYNA
SOFTAIL	TOURING	

584 LUGGAGE

Fairing – Accessories

A. THREE-POCKET BATWING FAIRING POUCH – '14-LATER MODELS

Convenient storage space at your fingertips. Designed to complement H-D® Wind Deflectors and Windshields, this fairing pouch is ideal for storing mobile devices, sunglasses and other small items. The sturdy plastic pouches are wrapped in supple UV-resistant vinyl for a premium look and feel and the magnetic closures keep your items within reach without detracting from the tastefully smooth styling.

93300054B

Fits '14-'24 Electra Glide®, Street Glide®, Ultra Limited™ and '14-later Tri Glide™ models with windshields. Not for use with Wind Splitter Windshields P/N 57400204 or 57400205. Not for use with Illuminated Windshield Trim P/N 57000394 or 57000395. Does not fit '23 FLHXSE and '24-later FLHX models.



A. THREE-POCKET BATWING FAIRING POUCH – '14-LATER MODELS

B. THREE-POCKET BATWING FAIRING POUCH – '96-'13 MODELS

Convenient storage space at your fingertips. Designed to complement H-D Wind Deflectors and Windshields, this fairing pouch is ideal for storing cell phones, sunglasses and other small items. The sturdy plastic pouches are wrapped in supple UV-resistant vinyl for a premium look and feel and the magnetic closures keep your items within reach, while not detracting from the tastefully smooth styling. The left-hand pouch can be easily removed to accommodate your fairing-mounted GPS unit. Attractive Harley-Davidson script is featured on the front center pouch and on the outboard-facing side, visible through the windshield.

58900-11

Fits '96-'13 Electra Glide, Street Glide and Trike models. Not for use with Fairing Dash Pads. Models equipped with Illuminated Windshield Molding P/N 57335-08 requires separate purchase of Screws P/N 4456 (Qty 3), Bar & Shield Windshield Molding P/N 59133-99 requires separate purchase of Screws P/N 94386-92T (Qty 3), Chrome Windshield Trim P/N 59213-96 requires separate purchase of Screws P/N 94397-91T (Qty 3).



B. THREE-POCKET BATWING FAIRING POUCH – '96-'13 MODELS

C. ROAD GLIDE® FAIRING POUCH

This two-pocket Fairing Pouch is ideal for storing mobile devices, sunglasses and other small items. Contoured for a custom fit, the dash pad and pouch system fits perfectly with Harley-Davidson® wind deflectors and windshields. The sturdy molded pouches are wrapped in supple UV-resistant vinyl for a premium look and feel, and the magnetic closures keep your items within reach. The left pouch provides easy access to the Road Glide model's Splitstream vent control button.

93300097

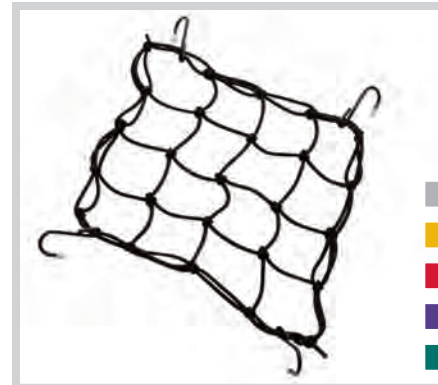
Fits '15-'24 Road Glide® models. Does not fit with Road Glide® Low-Profile Windscreen P/N 57400310. CVO Road Glide® requires installation of windshield. Does not fit '23-later FLTRXSE, '24-later FLTRX and FLTRXSTSE models.



C. ROAD GLIDE FAIRING POUCH



D. BLACK CARGO NET



E. BLACK BUNGEE CORDS



F. CHROME BUNGEE NUTS



G. DECORATIVE SPOTS



H. HARLEY-DAVIDSON/U.S.A. CUSTOM CONCHO AND LEATHER ROSETTE AND LACING STRAP

LUGGAGE 585

Luggage Accessories

D. BLACK CARGO NETS

These versatile nets feature vinyl-coated attaching hooks to hold your cargo securely. For helmets, small packages, etc. Works great with chrome bungee nuts.

97008-07 12.0" x 12.0" – 4 hook.

98170-88T 15.0" x 15.0" – 6 hook.

98169-88T 18.0" x 18.0" – 6 hook.

E. BLACK BUNGEE CORDS

98196-85T 18.0" length.

98197-85T 24.0" length.

98198-85T 30.0" length.

98199-85T 24.0" length – 4 hook.

F. CHROME BUNGEE NUTS

98185-90T .375" – 16 thread. (pair)

G. DECORATIVE SPOTS

Make your own personal styling statement by identifying your leather jacket, cap, saddlebags, sissy bar bag, etc., with Decorative Spots that are made of rustproof, nickel-plated solid brass. Package quantity 1.

Decorative Road King® Black Jeweled Spot

93036-95 Matches FLHR models.

Decorative Heritage Chrome Spot

93037-09 Matches FLSTC models.

H. HARLEY-DAVIDSON®/U.S.A. CUSTOM CONCHO

Conchos are polished, nickel-plated and identified with a recessed Harley-Davidson Motorcycles – U.S.A. logo in contrasting black. Attaches securely with a tie wrap. Rosette & Lacing Strap sold separately.

91857-91 Package quantity 1.

Shown with:

LEATHER ROSETTE AND LACING STRAP FOR HARLEY-DAVIDSON/U.S.A. CUSTOM CONCHO

Available in black, these leather accents can be used when attaching H-D® custom conchos.

91722-04 Package quantity 1.

Model Family Fitment:

- V-ROD
- SPORTSTER
- DYNA
- SOFTAIL
- TOURING

586 LUGGAGE

Flags

A. PREMIUM AMERICAN FLAG KIT

Proudly display Old Glory with this Premium Flag and Mast Kit. The redesigned chrome-plated clamp was engineered to provide a secure mount to your luggage rack. This 14.0" x 11.0" nylon flag is sewn with pillow case stitching for added durability, and the mast features a rich bullet-shaped finial tip. Kit includes American flag, mounting clamp, flag mast and all necessary hardware. (Flags are designed for parade use only and will not withstand highspeed use.)

Fits Air Wing Tour-Pak® Luggage Rack P/N 79179-08, 53000063 or 50300097, Premium Tour-Pak Luggage Rack P/N 53665-87, Contoured Tour-Pak Luggage Rack P/N 79148-06A and all luggage racks with .5" diameter round outer bar.

61400617

B. AMERICAN FLAG KIT

Whether showing your patriotism or your love of Harley® motorcycles, showing your colors is easier than ever with quality flag and mast kits. Flags are made with high-quality nylon for durability. Available in sissy bar mount or Tour-Pak® Luggage Carrier/Saddlebag mount. (Flags are designed for parade use only and will not withstand high-speed use.)

94616-98 Sissy bar.
Fits Sissy Bars (except Mini and Short Uprights with Backrest Pads).


61400206 Tour-Pak Mount.
Mounts to '14-later Touring and Tri Glide® models with Color-Matched Tour-Pak Luggage Carriers. Does not fit Leather Tour-Pak Luggage.

94626-98 Tour-Pak/Saddlebag Mount.
Mounts to '14-later Touring models (except '23-later FLHXSE, FLTRXSE and '24-later FLHX, FLTRX, FLTRXSTSE) with Color-Matched Hard Saddlebags without Tour-Pak. Does not fit with Electra Glo™ Saddlebag Run/Brake/Turn Lights. Also mounts to '14-later Touring models with Color-Matched Tour-Paks. Does not fit with LED King Tour-Pak Brake/Turn/Tail Lamp Kit P/N 67800368 or Tour-Pak Rear Light Trim P/N 53000329. Also mounts to '93-'13 Touring and Trike models equipped with Color-Matched Tour-Pak luggage carriers or Hard Saddlebags. Does not fit Leather Tour-Pak luggage. Also fits many car and truck roll-down windows.

94625-98 Replacement flag only.



A. PREMIUM AMERICAN FLAG KIT



B. AMERICAN FLAG KIT



C. WOUNDED WARRIOR PROJECT FLAG KIT



D. POW/MIA FLAG KIT

LUGGAGE 587

Flags

C. WOUNDED WARRIOR PROJECT® FLAG KIT

Raise the flag and salute our returning veterans who incurred service-connected injuries or illness. Complete flag and mast kit is easy to install, and features a flag manufactured with high-quality nylon for durability. Available in sissy bar mount or Tour-Pak® Luggage Carrier/Saddlebag mount versions. (Flags are designed for parade use only and will not withstand high-speed use.)

61400375 Tour-Pak Mount.
Mounts to '14-later Touring and Tri Glide® models with Color-Matched Tour-Pak Luggage Carriers. Does not fit Leather Tour-Pak Luggage.

NOTE: The Wounded Warrior Project (WWP) name and logo are trademarks of Wounded Warrior Project Inc., a tax-exempt 501 (C)(3) nonprofit organization, and are used here with its permission.

D. POW/MIA FLAG KIT

Show support for the American POW and MIA military forces with this flag and mast kit. Flags are made with high-quality nylon for durability. (Flags are designed for parade use only and will not withstand high-speed use.)

61400205 Tour-Pak Mount.
Mounts to '14-later Touring and Tri Glide models with Color-Matched Tour-Pak Luggage Carriers. Does not fit Leather Tour-Pak Luggage.

94902-03 Replacement POW/MIA flag only.



Model Family Fitment:

- V-ROD
- SPORTSTER
- DYNA
- SOFTAIL
- TOURING

COLORSHOP





COLOR-MATCHED FAIRING LOWER KIT – '24-LATER ROAD GLIDE® AND STREET GLIDE® MODELS

Fits '23-later FLHXSE and FLTRXSE, and '24-later FLHX and FLTRX models. Original equipment on '25-later FLHXU models. Separate purchase of Engine Guard P/N 49000284 or P/N 49000285 is required for installation. Road Glide models require the additional separate purchase of Fairing Support P/N 47201045 or P/N 47201044. Not compatible with Heavy Breather Air Cleaners.

SolidColor	P/N
Alpine Green	57100504EYW
Atlas Metallic	57100504EWZ
Billiard Gray	57100504EXU
Blue Burst	57100504EYV
Blue Streak	57100511EZG
Brilliant Red	57100504EZK
Copperhead	57100504EXV
Dark Platinum	57100504EWN
Ember Sunglo	57100504FAJ
Iron Metallic	57100504EZZ
Legendary Orange	57100511EXY
Mystic Shift	57100504FAL
Poison Fade	57100511EZK
Primed Paintable	57100505
Purple Denim	57100504FAC
Raven Fade	57100511EZM
Sharkskin Blue	57100504EYT
Vivid Black	57100504DH
Whiskey Fire	57100504EYS
Whiskey Neat	57100511EWP
White Pearl	57100504EYO



COLOR-MATCHED INNER FAIRING KIT – '24-LATER ROAD GLIDE AND STREET GLIDE MODELS

Batwing Inner Fairing
Fits '24-later Street Glide models with fairing mounted mirrors. Kit includes inner fairing, fairing cap, and media door.

Road Glide® Inner Fairing
Fits 24-later FLTRX, FLTRXSE, and FLTRXSTSE models.

SolidColor	P/N	P/N
Alpine Green	57001988EYW	57001991EYW
Atlas Silver Metallic	57001988EWZ	57001991EWZ
Billiard Gray	57001988EXU	57001991EXU
Blue Burst	57001988EYV	57001991EYV
Brilliant Red	57001988EZK	57001991EZK
Ember Sunglo	57001988FAJ	57001991FAJ
Iron Metallic	57001988EZZ	57001991EZZ
Mystic Shift	57001988FAL	57001991FAL
Purple Denim	57001988FAC	57001991FAC
Sharkskin Blue	57001988EYT	57001991EYT
Vivid Black	57001988DH	57001991DH
Whiskey Fire	57001988EYS	57001991EYS
White Onyx Pearl	57001988EYO	57001991EYO

*NOTE: This product is a Paint to Order accessory. Please allow for an average of 5 weeks' delivery for this item.

COLOR-MATCHED FAIRING SPOILERS – '24-LATER ROAD GLIDE® AND STREET GLIDE® MODELS

Fits '23-later FLTRXSE, '24-later FLTRX and FLTRXSTSE models. Original equipment on '23-later CVO Road Glide models.

Solid Color	P/N
Primed / Paintable	57100506
Atlas Metallic	57100503EWZ
Brilliant Red	57100503EZK
Ember Sunglo	57100503FAJ
Iron Metallic	57100503EZZ
Mystic Shift	57100503FAL
Purple Denim	57100503FAC
Vivid Black	57100503DH
White Pearl	57100503EYO
Billiard Gray	57100503EXU
Blue Burst	57100503EYV

COLOR-MATCHED CHIN SPOILERS – '24-LATER ROAD GLIDE AND STREET GLIDE

Fits 23-later FLHXSE and FLTRXSE, and 24-later FLHX, FLTRX, and FLTRXSTSE models.

Solid Color	P/N
Alpine Green	57200457EYW
Atlas Silver Metallic	57200457EWZ
Billiard Gray	57200457EXU
Blue Burst	57200457EYV
Brilliant Red	57200457EZK
Dark Platinum	57200457EWN
Ember Sunglo	57200457FAJ
Iron Metallic	57200457EZZ
Mystic Shift	57200457FAL
Purple Denim	57200457FAC
Sharkskin	57200457EYT
Vivid Black	57200457DH
Whiskey Fire	57200457EYS
Whiskey Neat	57200457EWP
White Onyx Pearl	57200457EYO

COLOR-MATCHED SADDLEBAG SPEAKER LIDS – '24-LATER ROAD GLIDE AND STREET GLIDE

Sold In Pairs
Fits '23-later FLHXSE and FLTRXSE, and 24-later FLHX, FLTRX, and FLTRXSTSE models.

Solid Color	P/N
Primed/Paintable	90202801
Alpine Green	90202793EYW
Atlas Silver Metallic	90202793EWZ
Billiard Gray	90202793EXU
Blue Burst	90202793EYV
Brilliant Red	90202793EZK
Ember Sunglo	90202793FAJ
Golden White Pearl	90202793EXZ
Iron Metallic	90202793EZZ
Mercury Silver	90202793EZH
Mystic Shift	90202793FAL
Purple Denim	90202793FAC
Rally Red	90202793EZO
Raven Metallic	90202793EWR
Sharkskin	90202793EYT
Vivid Black	90202793DH
Whiskey Fire	90202793EYS
White Onyx Pearl	90202793EYO

* Sold In Pairs

Check your local dealership for more information

*NOTE: This product is a Paint to Order accessory. Please allow for an average of 5 weeks' delivery for this item.

COLOR-MATCHED CUSTOM WRAPPED FRONT FENDER

Give your bike a big hug. This all-steel fender is shaped to show off the full profile of your 19" front wheel. The apron-less fender wraps almost 180 degrees around the front tire for a clean, custom appearance, and the low-profile cutaway design exposes the wheel from hub to rim for maximum visual impact. Designed for mistake-proof installation, the fender is pre-drilled to fit Original Equipment fender mounting bosses, and does not require additional fender spacers or install kits. Available in Color-Matched, Vivid Black or primed and ready-to-paint finish.

Fits '14-'24 Touring (except '23-'24 FLHXSE and FLTRXSE '24 FLHX, FLTRX and FLTRXSTSE models) models equipped with 17", 18" or 19" wheel and tire combination. Does not fit with Fender Tip Assembly P/N 59600003 or 59600006. Does not fit Trike or FLTRXSE models.

COLOR-MATCHED 21" FRONT FENDER

Required for use with the Knockout™ Custom Wheel Kit.

Fits '17-'23 FLTRX, FLTRXS and FLTRXST models equipped with Knockout Wheel Kit P/N 43300494 or 43300496.

COLOR-MATCHED CUSTOM CHOPPED FRONT FENDER

This all-steel Chopped Front Fender is a key element of West Coast style for Touring models. The trimmed profile gives the front end a tough pro-touring look and exposes the wheel from hub to rim for maximum visual impact. Designed for mistake-proof installation. Pre-drilled to fit Original Equipment fender mounting bosses, and does not require additional fender spacers or install kits.

Fits '14-'24 Touring models (except '23-'24 FLHXSE and FLTRXSE, '24 FLHX, FLTRX, and FLTRXSTSE models) equipped with 17", 18" or 19" wheel and tire combination. Does not fit with Fender Tip Assembly P/N 59600003 or 59600006. Does not fit Trike models.



WRAPPED FRONT FENDER



21" FRONT FENDER



CHOPPED FRONT FENDER

COLOR-MATCHED CUSTOM WRAPPED FENDERS

Color	Custom Wrapped Front Fender	21" Front Fender	Chopped Front Fender
	P/N	P/N	P/N
Primed/Paintable	58900196BEO	58900319	58900590
Atlas Silver Metallic	58900196EWZ	58900336EWZ	58900591EWZ
Baja Orange	58900196ESS	58900336ESS	58900591ESS
Billiard Blue	58900196EKP	58900336EKP	—
Billiard Gray	58900196EXU	—	58900591EXU
Billiard Red	58900196ENX	—	—
Billiard Red/Vivid Black	—	58900529EOU	—
Billiard Teal	58900196ESK	58900336ESK	—
Black Denim	—	58900336BYM	58900591BYM
Black Jack Metallic	58900196ESC	—	—
Blue Burst	58900196EYV	—	58900591EYV
Bright Billiard Blue	58900196EXB	—	58900591EXB
Bright Billiard Blue / Billard Gray	58900527EXK	58900529EXK	58900594EXK
Deadwood Green Denim	58900196ESW	—	—
Gray Haze	58900196EWX	58900336EWX	58900591EWX
Gunship Gray	58900196EGZ	58900336EGZ	58900591EGZ
Heirloom Red Fade	58900360EWJ	58900631EWJ	58900598EWJ
Industrial Gray	58900196EEZ	—	—
Industrial Yellow	58900196EXE	—	58900591EXE
Industrial Yellow / Vivid Black	58900527EXN	58900529EXN	58900594EXN
Legend Blue/Vivid Black	58900196EEM	—	—
Midnight Crimson	58900196ESN	58900336ESN	58900591ESN
Midnight Crimson/Vivid Black	58900527EVO	—	58900594EVO
Mineral Green Denim	58900196EVI	—	—
Mineral Green Metallic	58900196EVG	—	—
Prospect Gold	58900196EXF	58900336EXF	58900591EXF
Red Rock	58900196EYP	—	58900591EYP
Redline Red	58900196EUZ	58900336EUZ	58900591EUZ
Reef Blue	58900196EVA	58900336EVA	58900591EVA
Reef Blue/Vivid Black	58900527EVR	58900529EVR	58900594EVR
River Rock Gray	58900196ENT	—	—
Sharkskin	58900196EYT	—	58900591EYT
Snake Venom	58900196ETF	58900336ETF	—
Vivid Black	58900196DHF	58900336DHF	58900591DHF
White Onyx Pearl	58900196EYO	—	58900591EYO
White Sand Pearl	58900196EVD	58900336EVD	58900591EVD

CVO™ Model Color	P/N	P/N	P/N
Great White Pearl & Black Hole	58900360ERP	—	—
Blue Steel	58900196EUB	—	58900591EUB
Envious Fade	58900360EUK	—	58900596EUK
Gunship Gray	58900196EGZ	—	—
Hightail Yellow Pearl	58900360EUE	—	58900598EUE

Check your local dealership for more information

COLOR-MATCHED SLIPSTREAM VENT TRIM AND ROAD GLIDE® HEADLAMP TRIM COVERS

COLOR-MATCHED SPLITSTREAM VENT TRIM – BATWING FAIRING

The batwing fairing is a key visual and functional element of your Touring bike, and the Splitstream vent sits front and center for all to see. Shaped to replace the Original Equipment satin black soft trim, this one-piece rigid component blends into the sweep of the outer fairing and dresses the vent in style. Available in your choice of finishes, this vent trim is the perfect complement to available windshield trim kits.

Fits '14-later Electra Glide®, Street Glide® (except '24-later FLHX), Ultra Limited and Tri Glide® models with batwing fairing.

*NOTE: This product is a Paint to Order accessory. Please allow for an average of 5 weeks' delivery for this item.

COLOR-MATCHED ROAD GLIDE® HEADLAMP TRIM

This sleek one-piece headlamp surround adds a clean custom look to the nose of the Road Glide® model. The easy-to-install Headlamp Trim hugs the dual headlamps and covers the matte black factory bezel for a menacing aerodynamic appearance. The swept back look and the knife-edge side strakes emphasize the streamlined shape of the fairing without impeding airflow to the vents or obstructing headlamp light patterns. Available in your choice of finish, the self-adhesive Headlamp Trim can be installed without removing the headlamp or fairing.

Fits '15-later Road Glide models (except '23-later FLTRXSE, '24-later FLTRX and FLTRXSTSE models).



Splitstream Vent Trim



Headlamp Trim

Solid Color	P/N	P/N
	Atlas Silver Metallic	61300461EWZ
Baja Orange	61300461ESS	61400412ESS
Barracuda Silver	61300461EKR	61400412EKR
Barracuda Silver Denim	61300461ENR	—
Billiard Blue	—	61400412EKP
Billiard Burgundy	61300461ENZ	—
Billiard Gray	61300461EXU	61400412EXU
Billiard Red	61300461ENX	—
Billiard Teal	—	61400412ESK
Black Jack Metallic	61300461ESC	—
Blue Burst	—	61400412EYV
Bonneville Salt Denim	61300461EFW	—
Bright Billiard Blue	61300461EXB	61400412EXB
Chrome	61300505	—
Gauntlet Gray Metallic	—	61400412ESH
Gray Haze	61300461EWX	61400412EWX
Gunship Gray	61300461EGZ	—
Heirloom Black	—	61400412EWK
Heirloom Red	61300461EWI	61400412EWI
Industrial Gray Denim	61300461EFC	—
Industrial Yellow	61300461EXE	61400412EXE
Midnight Blue	61300461EKA	—
Midnight Crimson	61300461ESN	61400412ESN
Prospect Gold	61300461EXF	61400412EXF
Red Rock	61300461EYP	61400412EYP
Redline Red	61300461EUZ	61400412EUZ
Reef Blue	—	61400412EVA
River Rock Gray	61300461ENT	61400412ENT
Scorched Orange (CPP)	—	61400412ELG
Sharkskin Blue	61300461EYT	61400412EYT
Spruce	—	61400412EOG
Vivid Black	61300461DHF	61400412DHF
White Sand Pearl	61300461EVD	61400412EVD
Zephyr Blue (CPP)	—	61400412EPB

Check your local dealership for more information

*NOTE: This product is a Paint to Order accessory. Please allow for an average of 5 weeks' delivery for this item.

COLOR-MATCHED ROAD GLIDE® FAIRING SPOILER AND CHIN SPOILER ('17 – '24 MODELS)

COLOR-MATCHED ROAD GLIDE® FAIRING SPOILER

Add a custom touch to your motorcycle with a Color-Matched Road Glide® Fairing Spoiler. Designed to replace the Original Equipment Road Glide Fairing Spoiler.

Fits '17-'23 FLTRX and FLTRXS models. '17-'20 FLTRXS and '17-later FLTRX models require separate purchase of Chopped Engine Guard P/N 49000117A. Does not fit with Heavy Breather Extreme Air Cleaners P/N's 29400388 or 29400387.



ROAD GLIDE FAIRING SPOILER

COLOR-MATCHED CHIN SPOILER

The Touring Chin Spoiler Kit gives a touch of factory color and style to the front of your Touring motorcycle. Kit includes all the required mounting hardware. Best of all, it's Genuine Harley-Davidson for the perfect fit and unmatched custom style.

Fits '17-later Road King, Street Glide® (except '23-later FLHXSE, and '24-later FLHX models), Road Glide® (except '23-later FLTRXSE, and '24-later FLTRX and FLTRXSTSE models), and Electra Glide® Standard models. Does not fit Trike models or models equipped with Fairing Lower.



	Road Glide® Fairing Spoiler	FL Chin Spoiler
Atlas Silver Metallic	57001042EWZ	57200261EWZ
Baja Orange	57001042ESS	57200261ESS
Barracuda Silver	—	57200261EKR
Billiard Gray	57001042EXU	57200261EXU
Billiard Red	57001042ENX	57200261ENX
Billiard Teal	57001042ESK	57200261ESK
Black Denim	—	57200261BYM
Black Jack Metallic	—	57200261ESC
Bright Billiard Blue	—	57200261EXB
Deadwood Green	—	57200261ESU
Gray Haze	57001042EWX	57200261EWX
Gunship Gray	57001042EGZ	57200261EGZ
Heirloom Red	57001042EWI	57200261EWI
Industrial Yellow	—	57200261EXE
Midnight Crimson	57001042ESN	57200261ESN
Mineral Green Denim	—	57200261EVI
Prospect Gold	57001042EXF	57200261EXF
Raw	57001234	—
Red Rock	—	57200261EYP
Redline Red	57001042EUZ	57200261EUZ
Reef Blue	57001042EVA	57200261EVA
River Rock Gray	57001042ENT	—
River Rock Gray Denim	57001042ENV	57200261ENV
Scorched Orange	—	57200261ELG
Sharkskin Blue	—	57200261EYT
Snake Venom	57001042ETF	57200261ETF
Vivid Black	57001042DH	57200261DH
White Onyx Pearl	—	57200261EYO
White Sand Pearl	57001042EVD	57200261EVD
Zephyr Blue	—	57200261EPB

Check your local dealership for more information

COLOR-MATCHED CUSTOM VENTED FAIRING LOWERS

COLOR-MATCHED VENTED FAIRING LOWER KIT*

These Fairing Lower Kits feature a venting system that allows you to adjust the amount of air that circulates across the engine. The ratcheting friction lock pivot allows you to easily set the position. NOTE: Fairing Lower Kits are painted in a single color and do not feature pinstriping.

Fits '14-later Air-Cooled Touring (except '18-later FLTRXSE, '23-later FLHXSE, '24-later FLHX and FLTRX models) and Trike models. Does not fit models with Twin-Cooled™ engines. Freewheeler® models require separate purchase of Engine Guard P/N 49184-09A or 49050-09A and Bracket P/N 45700054. Does not fit with Mustache Engine Guards, Chopped Engine Guards or Knockout Wheel Kit P/N 43300494 or 43300496.

FAIRING LOWER SPEAKER BOXES – Available to fit:

Fits '14-later Touring (except Road King® and CVO™, and '24-later FLHX and FLTRX) models equipped with vented fairing lowers and Audio Fairing Lower Speaker. Does not fit models with Twin-Cooled™ engines.



Boom!™ Fairing Lower Speaker Box
Fits '14-later models

	Vented Fairing Lower Kit	Boom!™ Fairing Lower Speaker Box
Solid Color	P/N	P/N
Primed/Paintable	57100258	57100233
Atlas Silver Metallic	57100257EWZ	76000497EWZ
Baja Orange	57100257ESS	76000497ESS
Barracuda Silver	—	76000497EKR
Barracuda Silver Denim	—	76000497ENR
Billiard Burgundy	—	76000497ENZ
Billiard Gray	57100257EXU	76000497EXU
Billiard Red	57100257ENX	76000497ENX
Billiard Teal	57100257ESK	76000497ESK
Black Jack Metallic	57100257ESC	76000497ESC
Blue Burst	—	76000497EYV
Blue Max	—	76000497ELE
Bright Billiard Blue	57100257EXB	76000497EXB
Gray Haze	57100257EWX	76000497EWX
Gunship Gray	57100257EGZ	76000497EGZ
Heirloom Red	57100257EWI	76000497EWI
Industrial Gray	—	76000497EEZ
Industrial Yellow	57100257EXE	76000497EXE
Kinetic Green	—	76000497ELD
Midnight Blue	—	76000497EKA
Midnight Crimson	57100257ESN	76000497ESN
Mineral Green Denim	57100257EVI	—
Prospect Gold	57100257EXF	76000497EXF
Red Rock	—	76000497EYP
Redline Red	57100257EUZ	76000497EUZ
Reef Blue	57100257EVA	76000497EVA
River Rock Gray	57100257ENT	76000497ENT
River Rock Gray Denim	57100257ENV	76000497ENV
Sharkskin Blue	—	76000497EYT
Silver Flux	—	76000497ELI
Snake Venom	57100257ETF	76000497ETF
Spruce	—	76000497EOG
Stiletto Red (CPP)	—	76000497EOW
Tahitian Teal (CPP)	—	76000497EOX
Twisted Cherry	57100257EFH	—
Velocity Red Sunglo	57100257DZT	—
Vivid Black	57100257DH	76000497DH
White Onyx Pearl	—	76000497EYO
White Sand Pearl	57100257EVD	76000497EVD
Wicked Red Denim	—	76000497EKG

Check your local dealership for more information

*NOTE: This product is a Paint to Order accessory. Please allow for an average of 5 weeks' delivery for this item.

COLOR-MATCHED STRETCHED SADDLEBAG BOTTOMS

COLOR-MATCHED STRETCHED SADDLEBAG BOTTOMS*

Add the long, low “slammed” look to your Touring bike without compromising the suspension travel and ride height. These Stretched Saddlebag Bottoms wrap around the exhaust to add visual length to the bike and hide the muffler bracket and hanger from view. Stretched Bottoms are predrilled to accept your existing saddlebag lids and latches. Simply attach the extended saddlebag bottom to your saddlebag lids with the included hardware and install on the bike like the original bags.

Available to fit:

Fits '14-later Touring models (except FLTRXSE, '23-later FLHXSE and '18-later FLTRXSE, '24-later FLHX and FLTRX) with Color-Matched Hard Saddlebags.

Solid Color	Inner/Outer Pinstripe	Stretched Saddlebag Bottoms Fits '14-later models
		P/N
Primed/Paintable	—	90201107
Kinetic Green	—	90201953ELD
Spruce	—	90201078EOG
Vivid Black	—	90201078DH
CVO™ Model Colors	Panel Inner/Outer Pinstripe	
Auburn Sunglo	Black Hole/Rich Bourbon	90201905EHT

*NOTE: This product is a Paint to Order accessory. Please allow for an average of 5 weeks' delivery for this item.

Check your local dealership for more information

SADDLEBAG SPEAKER LIDS – '14-LATER MODELS (EXCEPT '24-LATER STREET GLIDE® AND ROAD GLIDE®)

SPEAKER LIDS

Custom Color-Matched covers are shaped to accommodate Saddlebag Lid Speakers. Speaker openings are formed to angle the speakers and direct the sound forward toward the rider and passenger. Installation reuses Original Equipment hinges, locks and mounting hardware.

SADDLEBAG LID SPEAKERS – Available to fit:

Fits '14-'24 Touring (except Road King®) models equipped Harley-Davidson® Audio powered by Rockford Fosgate® or Boom!™ Audio Saddlebag Speakers. Does not fit '23-later FLHXSE, FLTRXSE, '24-later FLHX, FLTRX and FLTRXSTSE models.

Solid Color	Boom! Saddlebag Lid–Left Fits '14-'24 models	Boom! Saddlebag Lid–Right Fits '14-'24 models
	P/N	P/N
Primed/Paintable	90201109	90201108
Atlas Silver Metallic	90200827EWZ	90200826EWZ
Baja Orange	90200827ESS	90200826ESS
Barracuda Silver Denim	90200827ENR	90200826ENR
Billiard Blue	90200827EKP	90200826EKP
Billiard Burgundy	90200827ENZ	—
Billiard Gray*	90202792EXU	—
Billiard Red*	90200827ENX	90200826ENX
Billiard Teal	90200827ESK	90200826ESK
Black Denim	90200827BYM	90200826BYM
Black Jack Metallic	90200827ESC	90200826ESC
Black Tempest	90200827EEV	90200826EEV
Black with Royal Black	90200827ERG	90200826ERG
Blue Burst*	90202792EYV	—
Blue Max*	—	90200826ELE
Bright Billiard Blue	90200827EXB	90200826EXB
Bronze Armor	90200827ERI	90200826ERI
Charcoal Denim	90200827DZN	90200826DZN
Electric Blue	90200827EFM	90200826EFM
Gray Haze	90200827EWX	90200826EWX
Gunship Gray	90200827EGZ	90200826EGZ
Heirloom Black	90200827EWK	90200826EWK
Heirloom Red	90200827EWI	90200826EWI
Industrial Gray Denim	90200827EFC	90200826EFC
Industrial Yellow	90200827EXE	90200826EXE
Kinetic Green	90200827ELD	90200826ELD
Legend Blue	90200827EEN	90200826EEN
Midnight Crimson	90200827ESN	90200826ESN
Mineral Green Metallic	90200827EVG	90200826EVG
Prospect Gold	90200827EXF	90200826EXF
Redline Red	90200827EUZ	90200826EUZ
Red Rock*	90202792EYP	—
Reef Blue	90200827EVA	90200826EVA
River Rock Gray	90200827ENT	90200826ENT
River Rock Gray Denim	90200827ENV	90200826ENV
Scorched Orange	90200827ELG	90200826ELG
Silver Pine	90200827EOR	90200826EOR
Sharkskin Blue*	90202792EYT	—
Snake Venom	90200827ETF	90200826ETF
Spruce	90200827EOG	90200826EOG
Superior Blue	90200827DWC	90200826DWC
Twisted Cherry	90200827EFH	90200826EFH
Velocity Red Sunglo	90200827DZT	90200826DZT
Vivid Black	90200827DH	90200826DH
White Onyx Pearl*	90202792EYO	—
White Sand Pearl	90200827EVD	90200826EVD
CVO™ Model Primary Color		
Auburn Sunglo with Black Hole/Rich Bourbon	90201906EHT	90201907EHT
Charcoal Slate	90200827BYZ	90200826BYZ
Dantes Black (CVO)	90200827EWC	90200826EWC
Hightail Yellow Pearl (CVO)	90200827ETY	90200826ETY
Magnetic Gray with Wineberry/Red Pepper	90201906EHX	90201907EHX
Moonlight Blue	90200827EMA	90200826EMA
Wicked Orange Pearl (CVO)	90200827ETX	90200826ETX

* Sold In Pairs

Check your local dealership for more information

*NOTE: This product is a Paint to Order accessory. Please allow for an average of 5 weeks' delivery for this item.

*NOTE: This product is a Paint to Order accessory. Please allow for an average of 5 weeks' delivery for this item.

COLOR-MATCHED INNER FAIRING KIT – BATWING – '14-LATER MODELS (EXCEPT '24-LATER STREET GLIDE®)

COLOR-MATCHED INNER FAIRING KIT*

Add a custom touch to your motorcycle with a Color-Matched Inner Fairing and Fairing Cap. Designed to replace the Original Equipment matte black inner fairing, the color-matched finish offers a brilliant contrast to the gauge faces and accessory chrome instrument bezels.



COLOR-MATCHED BATWING INNER FAIRING – Available to fit:

Fits '14-later Electra Glide®, Street Glide® (except '23-later FLHXSE and '24-later FLHX) and Ultra Limited® models with handlebar mounted mirrors. Kit includes inner fairing, fairing cap, and media door. Does not fit Tri Glide® models.

Fits '14-'23 Street Glide models with fairing mounted mirrors. Kit includes inner fairing, fairing cap, and media door. Does not fit Tri Glide models.

COLOR-MATCHED TRIKE INNER FAIRING – Available to fit:

Fits '14-later Tri Glide models. Kit includes inner fairing, fairing cap, and media door.

*NOTE: This product is a Paint to Order accessory. Please allow for an average of 5 weeks' delivery for this item.

Solid Color	Batwing Inner Fairing Fits '14-later Electra Glide® and Ultra Limited® models with handlebar mounted mirrors	Batwing Inner Fairing Fits '14-'23 Street Glide models with fairing mounted mirrors	Batwing Inner Fairing Fits '14-later Tri Glide® models
	P/N	P/N	P/N
Alpine Green	57000388EYW	—	—
Atlas Silver Metallic	—	57000389EWZ	—
Baja Orange	—	57000389ESS	—
Barracuda Silver	—	57000389EKR	—
Billiard Burgundy	—	57000389ENZ	—
Billiard Gray	57000388EXU	—	—
Billiard Red	—	—	57000388ENX
Black Jack Metallic	57000387ESC	57000389ESC	—
Black Tempest	57000387EEV	—	—
Bright Billiard Blue	—	57000389EXB	—
Deadwood Green	—	—	57000388ESU
Gray Haze	57000387EWX	57000389EWX	—
Gunship Gray	57000387EGZ	57000389EGZ	—
Heirloom Red	57000387EWI	57000389EWI	—
Industrial Yellow	—	57000389EXE	—
Kinetic Green	—	57000389ELD	57000388ELD
Midnight Blue	—	—	57000388EKA
Midnight Crimson	57000387ESN	—	—
Performance Orange	—	57000389EOE	—
Prospect Gold	—	57000389EXF	—
Red Rock	57000388EYP	—	—
Redline Red	57000387EUZ	57000389EUZ	—
River Rock Gray	—	57000389ENT	—
Scorched Orange	—	—	57000388ELG
Silver Flux	57000387ELI	57000389ELI	—
Silver Fortune	57000387EFP	—	—
Silver Pine	57000387EOR	—	—
Sharkskin Blue	57000388EYT	—	—
Snake Venom	57000387ETF	57000389ETF	—
Stiletto Red	57000387EOW	57000389EOW	—
Spruce	—	—	57000388EOG
Tahitian Teal	—	57000389EOX	—
Vivid Black	57000387DH	57000389DH	57000388DH
White Onyx Pearl	57000388EYO	—	—
White Sand Pearl	57000387EVD	57000389EVD	—
Wicked Red	—	—	57000388EFF
Zephyr Blue	57000387EPB	57000389EPB	57000388EPB

Check your local dealership for more information

COLOR-MATCHED INNER FAIRING KIT – ROAD GLIDE® – '14-LATER MODELS (EXCEPT '24-LATER ROAD GLIDE)

COLOR-MATCHED INNER FAIRING KIT*

Add a custom touch to your motorcycle with a Color-Matched Inner Fairing and Fairing Cap. Designed to replace the Original Equipment matte black inner fairing, the color-matched finish offers a brilliant contrast to the gauge faces and accessory chrome instrument bezels.



COLOR-MATCHED ROAD GLIDE® INNER FAIRING – Available to fit:

Fits '15-later Road Glide® models (except '23-later FLTRXSE and '24-later FLTRX and FLTRXSTSE). Kit includes Color-Matched instrument housing. Color-Matched Inner Fairing Air Duct sold separately.

COLOR-MATCHED ROAD GLIDE AIR DUCT – Available to fit:

Fits '15-later Road Glide models. (except '23-later FLTRXSE and '24-later FLTRX and FLTRXSTSE). Color-Matched Inner Fairing sold separately. Kit includes air duct baffle and actuator assembly.

*NOTE: This product is a Paint to Order accessory. Please allow for an average of 5 weeks' delivery for this item.

Solid Color	Road Glide Inner Fairing Fits '15-later models	Road Glide Fairing Air Duct Fits '15-later models
	P/N	P/N
Atlas Silver Metallic	57000482EWZ	29200102EWZ
Baja Orange	57000482ESS	29200102ESS
Billiard Gray	57000482EXU	29200102EXU
Billiard Teal	57000482ESK	29200102ESK
Blue Burst	57000482EYV	—
Bright Billiard Blue	57000482EXB	29200102EXB
Gauntlet Gray Metallic	—	29200102ESH
Gray Haze	57000482EWX	29200102EWX
Gunship Gray	57000482EGZ	29200102EGZ
Heirloom Red	57000482EWI	29200102EWI
Industrial Yellow	57000482EXE	29200102EXE
Midnight Blue	57000482EKA	29200102EKA
Midnight Crimson	57000482ESN	29200102ESN
Mineral Green Metallic	57000482EVG	29200102EVG
Prospect Gold	57000482EXF	29200102EXF
Red Rock	57000482EYP	—
Redline Red	57000482EUZ	29200102EUZ
Reef Blue	57000482EVA	29200102EVA
River Rock Gray	57000482ENT	29200102ENT
Sharkskin Blue	57000482EYT	—
Snake Venom	57000482ETF	29200102ETF
Spruce	57000482EOG	29200102EOG
Vivid Black	57000482DH	29200102DH
White Sand Pearl	57000482EVD	29200102EVD

Check your local dealership for more information

KING TOUR-PAK® LUGGAGE – '14-LATER MODELS



Available to fit:
Fits '14-later Road King®, Road Glide®, Street Glide®, Electra Glide® Standard, and select CVO™ models. Separate purchase of H-D® Detachables™ Two-Up or Solo Tour-Pak® Mounting Rack and applicable Docking Hardware is required. Separate purchase of Tour-Pak Lock Kit P/N 90300030 is required. '24-later FLTRXSTSE models require the separate purchase of Detachable Conversion Hardware P/N 54000337.

CHOPPED TOUR-PAK LUGGAGE – '14-LATER MODELS



Available to fit:
Fits '14-later Road King, Road Glide, Street Glide, Electra Glide Standard, and select CVO models. Does not fit FLRT models. Separate purchase of H-D Detachables Two-Up or Solo Tour-Pak Mounting Rack and applicable Docking Hardware is required. Separate purchase of Tour-Pak Lock Kit P/N 90300030 is required. '24-later FLTRXSTSE models require the separate purchase of Detachable Conversion Hardware P/N 54000337. Separate purchase of Hardware Kit P/N 53001105 is required for installation on '23-later FLHXSE and FLTRXSE models.

Solid Color	King Tour-Pak® Luggage	Chopped Tour-Pak Luggage
	P/N	P/N
Primed/Paintable	53000404	53000405
Alpine Green (Chrome Hardware)	53000399EYW	53000402EYW
Atlas Silver Metallic (Black Hardware)	53000775EWZ	53000776EWZ
Atlas Silver Metallic (Chrome Hardware)	53000399EWZ	53000402EWZ
Baja Orange (Chrome Hardware)	53000399ESS	53000402ESS
Billiard Blue	53000399EKP	53000402EKP
Billiard Gray (Black Hardware)	53000775EXU	53000776EXU
Billiard Gray (Chrome Hardware)	53000399EXU	53000402EXU
Billiard Gray (Color-Matched Hardware)	53001044EXU	53001043EXU
Billiard Red (Black Hardware)	53000775ENX	53000776ENX
Billiard Red (Chrome Hardware)	53000399ENX	53000402ENX
Billiard Teal (Chrome Hardware)	53000399ESK	53000402ESK
Black Denim	53000399BYM	53000402BYM
Black Jack Metallic (Black Hardware only)	53000775ESC	53000776ESC
Blue Burst (Black Hardware)	53000775EYV	53000776EYV
Blue Burst (Chrome Hardware)	53000399EYV	53000402EYV
Bright Billiard Blue (Black Hardware)	53000775EXB	53000776EXB
Brilliant Red (Black Hardware)	53000775EZX	53000776EZX
Brilliant Red (Chrome Hardware)	53000399EZX	53000402EZX
Deadwood Green (Black Hardware)	53000775ESU	53000776ESU
Deadwood Green Denim (Chrome Hardware)	53000775ESW	53000776ESW
Gray Haze (Chrome Hardware)	53000399EWX	53000402EWX
Gunship Gray (Black Hardware)	53000775EGZ	53000776EGZ
Gunship Gray (Chrome Hardware)	53000399EGZ	53000402EGZ
Heirloom Red Fade (Black Hardware)	53000983EWJ	53000985EWJ
Industrial Gray Denim	53000399EFC	—
Industrial Yellow (Black Hardware)	53000775EXE	53000776EXE
Iron Metallic (Black Hardware)	53000775EZZ	53000776EZZ
Iron Metallic (Chrome Hardware)	53000399EZZ	53000402EZZ
Kinetic Green	—	53000731ELD
Laguna Orange	53000574ECL	—
Midnight Crimson (Black Hardware)	53000775ESN	53000776ESN
Midnight Crimson (Chrome Hardware)	53000399ESN	53000402ESN
Midnight Firestorm (Vivid Black with Flames) (Black Hardware)	53001191DH	53001186DH
Mineral Green Denim (Black Hardware)	53000775EVI	53000776EVI
Mystic Shift (Black Hardware)	53000775FAL	53000776FAL
Mystic Shift (Chrome Hardware)	53000399FAL	53000402FAL
Prospect Gold (Black Hardware)	53000775EXF	53000776EXF
Purple Denim (Black Hardware)	53000775FAC	53000776FAC
Red Rock (Color-Matched Hardware)	53001044EYP	53001043EYP
Redline Red (Chrome Hardware)	53000399EUZ	53000402EUZ
Redline Red (Black Hardware)	53000775EUZ	53000776EUZ

Color-Matched Tour-Pak® luggage carriers do not include backrest pads. Check your local dealership for more information

KING TOUR-PAK® & CHOPPED TOUR-PAK LUGGAGE (continued)

Solid Color	King Tour-Pak® Luggage	Chopped Tour-Pak Luggage
	P/N	P/N
Reef Blue (Chrome Hardware)	53000399EVA	53000402EVA
River Rock Gray (Black Hardware)	53000775ENT	53000776ENT
River Rock Gray (Chrome Hardware)	53000399ENT	53000402ENT
River Rock Gray Denim (Black Hardware)	53000775ENV	53000776ENV
River Rock Gray Denim (Chrome Hardware)	53000399ENV	53000402ENV
Sharkskin Blue (Black Hardware)	53000775EYT	53000776EYT
Silver Fortune	53000399EFP	53000402EFP
Silver Fortune	53000399EFP	53000402EFP
Snake Venom (Black Hardware)	53000775ETF	53000776ETF
Snake Venom (Chrome Hardware)	53000399ETF	53000402ETF
Spruce (Chrome Hardware)	—	53000402EOG
Superior Blue	53000399DWC	—
Twisted Cherry	53000399EFH	53000402EFH
Vivid Black (Black Hardware)	53000775DH	53000776DH
Vivid Black (Chrome Hardware)	53000399DH	53000402DH
Whiskey Fire (Black Hardware)	53000775EYS	53000776EYS
Whiskey Fire (Chrome Hardware)	53000399EYS	53000402EYS
Whiskey Firestorm (Ember Sunglo with Flames) (Color-Matched Hardware)	53001192FAJ	53001187FAJ
White Onyx Pearl (Black Hardware)	53000775EYO	53000776EYO
White Onyx Pearl (Chrome Hardware)	53000399EYO	53000402EYO
White Onyx Pearl (Color-Matched Hardware)	53001044EYO	53001043EYO
White Sand Pearl (Black Hardware)	53000775EVD	53000776EVD
White Sand Pearl (Chrome Hardware)	53000399EVD	53000402EVD
Wicked Red	53000399EFF	—

Two Tone Solid Color/Panel	Inner/Outer Pinstripe	King Tour-Pak® Luggage	Chopped Tour-Pak Luggage
		P/N	P/N
Billiard Red/ Vivid Black (Black Hardware)		53000866EOU	53000867EOU
Billiard Red/Vivid Black (Chrome Hardware)		53000901EOU	53000900EOU
Bright Billiard Blue/Billiard Gray (Black Hardware)		53000866EXK	53000867EXK
Bright Billiard Blue/Billiard Gray (Chrome Hardware)		53000901EXK	53000900EXK
Industrial Yellow/Vivid Black (Black Hardware)		53000866EXN	53000867EXN
Midnight Crimson/Vivid Black (Black Hardware)		53000866EVO	53000867EVO
Midnight Crimson/Vivid Black (Chrome Hardware)		53000901EVO	53000900EVO
Reef Blue/Vivid Black (Black Hardware)		53000866EVR	53000867EVR
Reef Blue/Vivid Black (Chrome Hardware)		53000901EVR	53000900EVR
Scorched Orange/Silver Flux (Black Hardware)	Black	53000777EOY	53000778EOY
Silver Flux/Black Fuse	Black	53000662ELH	53000660ELH
Silver Pine/Spruce (Chrome Hardware)	Black/Sage Green	—	53000375E00
Zephyr Blue/Black Sunglo (Black Hardware)	Light Cobalt	53000777EPA	53000778EPA

Color-Matched Tour-Pak® luggage carriers do not include backrest pads. Check your local dealership for more information

602 COLOR SHOP

Color-Matched Accessories

CVO™ KING & CHOPPED TOUR-PAK® LUGGAGE

KING TOUR-PAK®

Available to fit:

Fits '14-later Road King®, Road Glide®, Street Glide®, Electra Glide® Standard, and select CVO™ models. Separate purchase of H-D® Detachables™ Two-Up or Solo Tour-Pak® Mounting Rack and applicable Docking Hardware is required. Separate purchase of Tour-Pak Lock Kit P/N 90300030 is required. '24-later FLTRXSTSE models require the separate purchase of Detachable Conversion Hardware P/N 54000337.

CHOPPED TOUR-PAK

Available to fit:

Fits '14-later Road King, Road Glide, Street Glide, Electra Glide Standard, and select CVO models. Does not fit FLRT models. Separate purchase of H-D Detachables Two-Up or Solo Tour-Pak Mounting Rack and applicable Docking Hardware is required. Separate purchase of Tour-Pak Lock Kit P/N 90300030 is required. '24-later FLTRXSTSE models require the separate purchase of Detachable Conversion Hardware P/N 54000337. Separate purchase of Hardware Kit P/N 53001105 is required for installation on '23-later FLHXSE and FLTRXSE models.

CVO™ Model Primary Color

	King Tour-Pak® Luggage	Chopped Tour-Pak Luggage
Black Hole with Graphics	53000833ERS	53000830ERS
Black Stardust	53000833ELZ	—
Blue Steel	53000955EUI	53000946EUI
Blue Streak (Black Hardware)	53001230EZG	53001188EZG
Bronze Armor with Graphics	53000833ERT	53000830ERT
Copperhead (Color-Matched Hardware)	53001050EXW	53001059EXW
Envious Fade	53000960EUL	53000963EUL
Great White Pearl & Black Hole with Wicked Red	53000653ERP	53000650ERP
Golden White Pearl (Color-Matched Hardware)	53001053EXZ	53001046EXZ
Gunship Gray	53000652EGZ	53000649EGZ
Hightail Yellow Pearl	53000653EUF	53000835EUF
Hot Lap (Color-Matched Hardware)	53001227FAO	53001221FAO
Legendary Orange (Color-Matched Hardware)	53001056EXX	53001048EXX
Mercury Silver (Color-Matched Hardware)	53001224EZH	53001218EZH
Poison Fade (Color-Matched Hardware)	53001194EZX	53001189EZX
Rally Red (Color-Matched Hardware)	53001224EZO	53001218EZO
Raven Fade (Color-Matched Hardware)	53001194EZM	53001189EZM
Raven Metallic (Color-Matched Hardware)	53001053EWR	53001046EWR
Sand Dune	53000833ELV	53000830ELV
Smoky Gray & Black Hole	53000836EML	—
Sunset Orange Fade & Sunset Black with Lightning Silver	53000836ERL	53000835ERL
Wicked Orange Pearl	53000653EUD	53000835EUD

Check your local dealership for more information



'25 BLUE STREAK KING TOUR-PAK – BLACK HARDWARE



'25 HOT LAP KING TOUR-PAK – COLOR-MATCHED HARDWARE



'25 MERCURY SILVER KING TOUR-PAK – COLOR-MATCHED HARDWARE



'25 POISON FADE KING TOUR-PAK – COLOR-MATCHED HARDWARE



'25 RALLY RED KING TOUR-PAK – COLOR-MATCHED HARDWARE



'25 RAVEN FADE KING TOUR-PAK – COLOR-MATCHED HARDWARE

COLOR SHOP 603

Color-Matched Accessories

A. SOFTAIL® QUARTER FAIRING

This street performance-inspired Quarter Fairing is designed to reduce drag while providing a sleek, custom look. With a Dark Smoke windscreen featuring a Harley-Davidson script on the lower leading edge, it provides the wind protection you need to go all day while looking sinister in the process.

Fits '18-later FXBB and FXLR, '20-later FXLRS, FXST and '21-later FXBBS models. Requires separate purchase of model specific Fairing Bracket Kit. FXBB models require separate purchase of Turn Signal Brackets P/N 12700164 and 67800630 and Hardware P/Ns 67015-02 (qty 2), 7155 (qty 1) and 7331 (qty 1). Does not fit FXBB or FXLR models equipped with Moto Bar P/Ns 55800856 or 55800858 when using Original Equipment handlebar risers. FXLR models equipped with Moto Bar P/Ns 55800856 or 55800858 and Tall Risers P/N 55800852 or 55800854 require separate purchase of Turn Signal Brackets P/N 12700164 and 67800630.

57001615ENR	Barracuda Silver Denim.
57001615EXU	Billiard Gray.
57001615EZK	Brilliant Red.
57001615EYV	Blue Burst.
57001615EZY	Centerline Red.
57001615EVC	Fastback Blue.
57001615EGZ	Gunship Gray.
57001615EXE	Industrial Yellow.
57001615EZZ	Iron Metallic.
57001615FAL	Mystic Shift.
57001615FAC	Purple Denim.
57001627	Raw.
57001615EYP	Red Rock.
57001615EUZ	Redline Red.
57001615EYT	Sharkskin Blue.
57001615DH	Vivid Black.
57001615EVD	White Sand Pearl.

B. SOFTAIL QUARTER FAIRING BRACKET KIT

This matte black bracket kit is required for mounting the Quarter Fairing to your motorcycle.

57001249

Fits '18-later FXBB, FXLR and FXST. FXBB and FXST installation requires separate purchase of Turn Signal Brackets P/Ns, 12700164 and 67800630 and Hardware P/Ns 67015-02 (qty 2), 7155 (qty 1) and 7331 (qty 1). FXLR models with Tall Risers/Moto Bars require separate purchase of Turn Signal Brackets P/Ns 12700164 and 67800630 and Hardware P/N 67015-02 (qty 2).

57001250

Fits '20-later FXLRS models. Does not fit FXLRS models with Tall Risers and Moto Bars. Also compatible with 5.75" Headlight Bucket P/N 67700380, Trim Ring, Screw and Lock Nut P/N 67700375, 3383 and 7606.



A. SOFTAIL QUARTER FAIRING



B. SOFTAIL QUARTER FAIRING BRACKET KITS

604 COLOR SHOP

Paints

A. PAINTS

Touch-up paint is available in handy 1/2-oz. applicator bottles for all late model Harley-Davidson® motorcycles including CVO™ models. Aerosol and quart containers are also available. See your Authorized Harley-Davidson® Dealer for a complete listing of paint.

NOTE: Quart containers of Harley-Davidson® Acrylic Urethane paint and urethane activator material are designed for application only by professional, trained personnel using proper equipment under controlled conditions and they are not intended for sale to the general public.

Black Texture

For use with '95-later Engine and Transmission.

98605BF Touch-Up Pen.

98600BF Touch-Up Bottle.

98606BF Aerosol.

Silver Bead Blast

For use with '98-later Engine and Transmission.

98600BY Touch-Up Bottle.

98606BY Aerosol.

Clear Coat

Used to fill in clear coating over chips and surface scratches.

98600EK Touch-Up Bottle.

98606EK Aerosol.

98628EK Quart. Two-Part Urethane.

99825-02 Urethane Activator.

Black Leather Touch-Up Pens

A convenient way to fix scratches, scuffed and worn pouches, saddlebags, seats and other leather products. Just touch-up the damaged area, wipe off excess, let dry and then buff with a soft cloth to blend color.

98605AX

Black Frame Paint Touch-up Pen

Dispensed from an easy-to-use paint pen, this paint is an easy way to touch-up minor nicks and scratches.

93936



A. PAINTS

COLOR SHOP 605

Medallions & Handlebar Gauges

B. FUEL CAP MEDALLIONS

Top off your Original Equipment fuel cap. Adhesive backing for easy installation.

Fits '83-later models (except VRSC™, XG, XL1200V, FXD, FXDX, FXR with plastic fuel cap, FLSTNSE, FXS, FXSB, FXSBSE, FXST-Aus, '18-later FXBB, FXBBS, FXDRS, FXFB, FXFBS, Electra Glide®, Road Glide®, Tour Glide™, Tri Glide®, '15-later XL883N, '04-'10 XL1200L and XL1200C, '08-later XR, '05-'06 FXDC and all fuel caps with gauges or locks).

99688-10 Dark Custom.

99670-04 Willie G Skull.

99539-97 H-D Motor Co.

99020-90T Live to Ride.



B. FUEL CAP MEDALLION – DARK CUSTOM LOGO



B. FUEL CAP MEDALLIONS – WILLIE G SKULL



B. FUEL CAP MEDALLION – H-D MOTOR CO.



B. FUEL CAP MEDALLION – GOLD LIVE TO RIDE

Model Family Fitment:

- V-ROD
- SPORTSTER
- DYNA
- SOFTAIL
- TOURING

606 COLOR SHOP

Medallions & Decals

A. FUEL TANK NAMEPLATE AND ADAPTER KITS

For those of you with nostalgia in mind, our popular fuel tank trims fit a wide selection of early models. In addition, we now offer adapter kits for later models. The adapter kits come with all necessary hardware for installation of fuel tank trim on later models. Adapter Kit Brackets are self-adhesive to accommodate most universal applications. Due to fuel tank shape variability, test fit relevant adapter plate to desired fuel tank to ensure full surface contact before adhering to tank. All trim and adapter kits are sold in pairs.

1. 61769-47T Fits all '47-'50 models.

2. 61776-61T Fits '61-'62 FL models.

Adapter Kit for P/N 61776-61T

61740-90T

Fits Fat Bob fuel tanks (except '08-later Touring and Trike models).

B. DECORATIVE MEDALLIONS

1. 14101831 Willie G. Skull.


2. 14101832 Bar & Shield.

3. 14101833 #1 Logo.


4. 14101834 Harley-Davidson.

5. 14101835 Gold. Winged Bar & Shield Medallion

6. 14101836 Chrome. Winged Bar & Shield Medallion



A. FUEL TANK NAMEPLATE AND ADAPTER KITS



B. DECORATIVE MEDALLIONS



C. DECORATIVE MEDALLIONS



D. SELF-ADHESIVE MEDALLIONS AND SISSY BAR UPRIGHT INSERTS



E. METAL ADHESIVE-BACKED LOGO



F. SPECIAL EDITION MEDALLIONS

COLOR SHOP 607

Medallions & Decals

C. DECORATIVE MEDALLIONS

Display a touch of attitude. Ideal for use on plate-style sissy bar uprights and battery covers, the adhesive backing on these high-quality cast medallions allows easy installation on most flat surfaces. The medallions are available in black accented chrome or antique nickel finishes. The Oval Bar & Shield logo and the Bar & Shield with Wings medallions look great with Chrome Backrest Mount P/N 52527-01 and 52531-01.

1. Skull – Chrome

91718-02 3-5/8" x 3".

2. Skull with Wings – Chrome

91723-02 5" x 1-1/2".

D. SELF-ADHESIVE MEDALLIONS AND SISSY BAR UPRIGHT INSERTS

Works great on derby covers, timer covers, medallion plate-style sissy bar uprights and chrome battery covers.

Eagle with Bar & Shield Logo

91811-85 Large Medallion.

E. METAL ADHESIVE-BACKED LOGO

All you do is choose the style you like, select a Timer or Derby Cover and affix the medallion to the cover. Works great on medallion, plate-style sissy bar uprights and chrome battery covers.

99352-82Z Bar & Shield Logo. Universal.

F. SPECIAL EDITION MEDALLIONS

1. 62241-08 Peace officer.

2. 62242-08 Firefighter.

3. 62243-08 Special Edition.



BODYGUARD IN A BOTTLE

Give your Harley-Davidson® powertrain the ultimate protection with NEW premium Screamin' Eagle® SYN3® Synthetic Lubricant. This advanced dual-weight, full-synthetic lubricant is developed, tested and validated by Harley-Davidson engineers for all Harley-Davidson® engine, transmission and primary drive applications. The only oil trusted by Harley-Davidson Factory Racing to withstand the challenge of full-throttle competition, the new SYN3 Synthetic will keep your street bike running strong season after season.



FEATURES AND BENEFITS

- New, improved formula is backward compatible to all H-D models that use SAE 20W-50 oil.
- Custom-formulated to protect your Harley-Davidson powertrain and maintain its performance in the harshest conditions
- Formulated for motorcycle clutch compatibility
 - Innovative dual-grade formula delivers the best of both SAE 15W and SAE 50:
 - SAE 15W Rating provides excellent cold start protection even at low ambient temperature
- The ultimate high-temperature protection of SAE 50
- Unmatched shear stability to resist viscosity break-down beyond the full oil-change interval
- Compatible with catalyst-equipped engines

ENGINE OIL FAQ

How does the new SYN3 differ from the previous SYN3, what makes this "new"?

The new formula is an innovative change that has been modernized and improved to allow the oil to operate with dual grade performance. The new SYN3 provides the viscosity stability of an SAE 50 for high temps and high load operation while performing like an SAE 15W-50 for cold weather starts and operation.

Does the new winter grade adversely affect hot climate performance?

No. The change in winter weight (from 20W to 15W,) will not harm your Harley-Davidson's performance in hot weather climates. The new fluid will perform well as an SAE-50, but also protect like a 15W-50 in colder weather. New SYN3 actually performs better in high-heat applications.

Can I use this in my older bike?

Yes! The new and improved SYN3 is fully backwards compatible for all Harley-Davidson's specifying SAE 20W-50 as an option.

What kind of testing has Harley-Davidson done on the new SYN3?

The new SYN3 has been rigorously tested for years. Thousands of dyno hours and miles at the Arizona Proving Grounds provide undeniable proof that the new SYN3 is the best oil for your Harley-Davidson. No other product has been tested to this level.

Do Harley-Davidson engines need synthetic lubricants?

Some Harley-Davidson powertrains are engineered to perform well on mineral-based or semi-synthetic lubricants but the truth is that synthetic oil, especially the new SYN3, is a marked upgrade providing additional long term protection of your investment.

Should I put a can of additive in with each oil change?

No, SYN3 is blended with an additive package already included. Other additives are not needed and may not be compatible with SYN3. In fact, oil additives may dilute the SYN3 formulation; therefore, we caution against using additives, as the wrong additive package may cause damage to your transmission or other components.

How much PAO is in the new formula?

The new oil has PAO but it has a proprietary blend of synthetics.

Who makes or blends this product?

SYN3 is a proprietary blend, exclusively custom-blended for Harley-Davidson.



OFFICIAL OIL OF THE H-D® SCREAMIN' EAGLE FACTORY RACE TEAM

Oil & Lube

A. SCREAMIN' EAGLE® GENUINE SYN3® FULL SYNTHETIC LUBRICANT - SAE 15W50 / SAE 50

Give your Harley-Davidson® powertrain the ultimate in protection with premium Screamin' Eagle® SYN3® Synthetic Lubricant. This dual-weight, full-synthetic lubricant is developed, tested and validated by Harley-Davidson engineers specifically for all Harley-Davidson® engine, transmission and primary drive applications. Blended with premium base stocks and Harley-Davidson proprietary additives for optimized durability, minimal friction loss, and a wide ambient operating temperature range. Trusted by Harley-Davidson Factory Racing to stand up to the challenge of full-throttle competition, formulated to keep your street bike running strong season after season.

- New, Improved formula is backward compatible to all H-D models that use SAE 20W50 oil
- Custom-formulated to protect your Harley-Davidson powertrain and maintain its performance in the harshest conditions
- Unmatched shear stability to resist viscosity break-down beyond the full oil-change interval
- Innovative dual-weight formula delivers the best of both SAE 50 and SAE 15W50
- 15W rating provides excellent cold-start protection even at low ambient temperatures
- The ultimate high-temperature protection of SAE 50
- Specifically formulated for motorcycle clutch compatibility
- Compatible with both non-catalyst and catalyst-equipped engines
- The only oil used by Harley-Davidson® Factory Racing

Formulated for use in Harley-Davidson® Engines, Transmissions and the following Primary Chaincase applications: '71-later XL, '83-'84 XR1000, '08-'13 XR, and '84-later FX, FXR, Dyna®, Softail®, Revolution® Max equipped models and Touring and Trike models.

United States

- 62600151** SAE 15W50/SAE50 – 1 Quart.
- 62600155** SAE 15W50/SAE50 – 1 Gallon.

Canada

- 62600152** SAE 15W50/SAE50 – 1 Liter.
- 62600156** SAE 15W50/SAE50 – 4 Liter.

Europe

- 62600153** SAE 15W50/SAE50 – 1 Liter.

Asia/Pacific

- 62600154** SAE 15W50/SAE50 – 1 Liter.
- 62600158** SAE 15W50/SAE50 – 4 Liter

B. H-D® GENUINE SYN BLEND MOTORCYCLE OIL

Genuine SYN Blend Motorcycle Oil is a formulation engineered by Harley-Davidson and factory tested for optimal performance. This oil blends premium base stocks with premium Harley-Davidson proprietary additives for: Optimized durability. Minimal friction loss. Wide ambient operating temperature. Superior durability for engine components over a wide operating range and temperature. Supports tighter engine tolerances in colder temperatures. Formulated for optimal clutch, engine, and transmission performance. Facilitates long life of emission components, including exhaust catalysts.

Fits '21-later Revolution Max® equipped models

- 62600099** Quart, US.
- 62600102** Liter, Asia Pacific.
- 62600101** Litre, Europe/South America.
- 62600100** Litre, Canada.



A. SCREAMIN' EAGLE SYN3 FULL SYNTHETIC MOTORCYCLE LUBRICANT



B. H-D® GENUINE SYN BLEND MOTORCYCLE OIL

612 GARAGE

Oil & Lube

A. HARLEY-DAVIDSON® GENUINE MOTORCYCLE OIL

Harley-Davidson® Genuine Motorcycle Oil is developed and tested for use in Harley-Davidson® motorcycles. Our unique additive package helps prevent engine wear and helps keep your engine cooler, cleaner and free of sludge, varnish and corrosion.

Harley-Davidson air-cooled V-Twin motorcycles operate at higher temperatures than water-cooled engines, thus a specific high temperature additive package is necessary to protect the engine. Be assured, H-D™ Genuine Motorcycle Oil can be trusted in a Harley-Davidson® engine.

Available in SAE 20W50, SAE 50, and SAE 60. Refer to your Harley-Davidson® owner's manual for the proper SAE grade recommendation based on the climate and temperature range you ride in.

United States

62600007 SAE 20W50 – 1 Quart.

62600038B SAE 20W50 – 1 Gallon.

62600008 SAE 50 – 1 Quart.

62600009 SAE 60 – 1 Quart.

Canada

62600013 SAE 20W50 – 1 Liter.

62600041B SAE 20W50 – 4 Liter.

62600014 SAE 50 – 1 Liter.

Europe/Latin America

62600017 SAE 20W50 – 1 Liter.

62600042B SAE 20W50 – 4 Liter.

62600018 SAE 50 – 1 Liter.

Asia/Pacific

62600023 SAE 20W50 – 1 Liter.

62600043B SAE 20W50 – 4 Liters.

62600024 SAE 50 – 1 Liter.

62600060 SAE 60 – 1 Liter.

B. OIL CHANGE KITS

Everything you need for a complete engine oil and filter change. Select Harley-Davidson approved Screamin' Eagle® SYN3® Synthetic Lubricant or H-D Genuine Motorcycle Oil 20W50 and choose a black or chrome SuperPremium 5-micron oil filter. Package includes Oil, Oil Filter and replacement O-Ring.

SYN3 – SAE 15W50 / SAE 50

Fits '99-later Twin Cam and Sportster® Evolution® models (except '08-'13 XR) and can be used as an upgrade for any models that requires Oil Filter P/N 62600021, 63796-77A, 63805-80A, 63812-90 or 63813-90.

62600082 4 Quarts + Chrome Oil Filter.

62600083 4 Quarts + Black Oil Filter.

Fits '17-later Milwaukee-Eight® engine equipped models.

62600085A 5 Quarts + Chrome Oil Filter.

62600084A 5 Quarts + Black Oil Filter.

Fits '21-later Revolution® Max models.

62600112 4 Quarts + Black Oil Filter.

HARLEY-DAVIDSON® GENUINE SYN BLEND MOTORCYCLE OIL – 4 QUART OIL CHANGE KIT

Genuine SYN Blend Motorcycle Oil is a formulation engineered by Harley-Davidson and factory tested for optimal performance. This oil blends premium base stocks with premium Harley-Davidson® proprietary additives.

Fits '21-later Revolution® Max equipped models.

62600111 4 Quarts + Black Oil Filter.

H-D GENUINE MOTORCYCLE OIL SAE 20W50

Fits '99-later Twin Cam and Sportster® Evolution® models (except '08-'13 XR) and can be used as an upgrade for any models that requires Oil Filter P/N 63796-77A, 63805-80A, 63812-90 or 63813-90.

62600087 4 Quarts + Chrome Oil Filter.

62600088 4 Quarts + Black Oil Filter.

Fits '17-later Milwaukee-Eight engine equipped models.

62600089A 5 Quarts + Chrome Oil Filter.

62600090A 5 Quarts + Black Oil Filter.



A. HARLEY-DAVIDSON GENUINE MOTORCYCLE OIL



C. HEAVY SYNTHETIC GEAR OIL



B. OIL CHANGE KITS – SYN3 – SAE 15W50 / SAE 50 CHROME



B. OIL CHANGE KITS – SYN3 – SAE 15W50 / SAE 50 BLACK



B. OIL CHANGE KITS – H-D GENUINE - SAE 20W50 – CHROME



B. OIL CHANGE KITS - H-D GENUINE - SAE 20W50 - BLACK



D. FORMULA+ TRANSMISSION AND PRIMARY CHAINCASE LUBRICANT

GARAGE 613

Oil & Lube

C. HEAVY GEAR OIL

TESTED-CERTIFIED for use in Harley-Davidson® transmission and primary chaincase applications. Exclusively engineered for Harley-Davidson® motorcycles, this Heavy Gear Oil is intended for use in extreme temperature environments (desert heat or cold weather), frequent two-up riding and heavy load riding applications. This dual viscosity (SAE 80W-140), heavy weight gear and primary oil was developed with synthetic base stock and a small amount of mineral oil to aide in solubility of the proprietary additives. It flows better at cold start-up like an 80 weight oil and behaves like a 140 weight oil at high temperatures to provide maximum protection. Formulated to maintain the proper coefficient of friction for clutch operation and to provide superior lubrication for the primary chain drive. This Gear Oil was formulated to provide specialized lubricity for the anti-wear requirements of transmission gears across a wider temperature range than mineral based oil. This Heavy Gear Oil is approved by Harley-Davidson for use in all stages of transmission and primary chaincase life. This is not for use in the crankcase as a motor oil.

Formulated for use in all H-D® Transmissions and the following primary chaincase applications: '71-later XL, '83-'84 XR1000, '08-'13 XR, and '84-later Big Twin models with wet-type diaphragm spring clutch. Not for use in '02-'17 VRSC™ or '15-later XG models.

62600091 1 Quart – U.S.

62600092 1 Liter – Canada.

62600093 1 Liter – Europe and Latin America.

62600094 1 Liter – Asia/Pacific.

D. FORMULA+ TRANSMISSION AND PRIMARY CHAINCASE LUBRICANT

Developed with a proprietary mineral basestock formula and TESTED-CERTIFIED by Harley-Davidson Motor Company, Formula+ is blended to provide lubricity for the anti-wear requirements of transmission gears. Formulated to maintain the coefficient of friction for proper clutch operation and provide adequate lubrication to the primary chain, this lubricant is approved for use in all stages of transmission and primary chaincase life. Not for use in the crankcase as a motor oil.

TESTED-CERTIFIED Extended Service intervals:

Primary Chaincase

'84-later Big Twin models with wet-type diaphragm spring clutch. Every 10,000 miles, or prior to winter or extended storage periods.

Transmission

All Big Twin models. Every 20,000 miles, or prior to winter or extended storage periods.

Primary/Transmission

'71-later XL and '83-'84 XR1000 models. Every 10,000 miles, or prior to winter or extended storage periods.

Formulated for use in Harley-Davidson Transmissions and the following Primary Chaincase applications: '71-later XL, '83-'84 XR1000, '08-'13 XR, and '84-later FX, FXR, Dyna®, Softail®, Touring and Trike models with wet type diaphragm spring clutch. Not for use in '02-later VRSC™ or '15-later XG models.

62600004 1 Quart – U.S.

62600010 1 Liter – Canada.

62600019 1 Liter – Europe and Latin America.

62600033 1 Liter – Asia/Pacific.

614 GARAGE

Tune Up Kits

HARLEY-DAVIDSON® TUNE UP KITS

Do it yourself and do it right with a Harley-Davidson® Tune Up Kit for Sportster®, Twin Cam or Milwaukee-Eight® engines. Each box is packed with Genuine Motor Parts, including spark plugs, oil filter, oil and primary lube and required gaskets. Easy to buy. Easy to store on the garage shelf. A tune up was never so easy.

A. MILWAUKEE-EIGHT® SYN3® SAE 15W50 / SAE 50 TUNE UP KIT

Do it right with Genuine Motor Parts. Each Tune Up Kit packs everything you need for a DIY service interval in a single box that's easy to buy and easy to store.

Kit contains:

- 5 quarts Genuine SYN3® oil
- SuperPremium 5-micron oil filter
- 2 quarts Harley-Davidson® Heavy Synthetic Gear Oil
- Service gasket kit
- 4 spark plugs

Fits '17-later Milwaukee-Eight engine-equipped models.

62600123 BlackFilter.

62600128 Chrome Filter.



A. MILWAUKEE-EIGHT – SYN3™ TUNE UP KIT
BLACK



A. MILWAUKEE-EIGHT – SYN3™ TUNE UP KIT
CHROME



D. TWIN CAM SYN3 TUNE UP KIT – BLACK



D. TWIN CAM SYN3 TUNE UP KIT – CHROME

B. MILWAUKEE-EIGHT® 20W50/FORMULA+ TUNE UP KIT

Do it right with Genuine Motor Parts. Each Tune Up Kit packs everything you need for a DIY service interval in a single box that's easy to buy and easy to store.

Kit contains:

- 5 quarts H-D™ Genuine Motorcycle oil 20W50
- SuperPremium 5-micron oil filter
- 2 quarts Formula+ Transmission and Primary Chaincase Lubricant
- Service gasket kit
- 4 spark plugs

Fits '17-later Milwaukee-Eight engine-equipped models.

62600131 BlackFilter.

62600132 Chrome Filter.



B. MILWAUKEE-EIGHT – 20W50/FORMULA+
TUNE UP KIT – BLACK



B. MILWAUKEE-EIGHT – 20W50/FORMULA+
TUNE UP KIT – CHROME



E. XL SYN3 TUNE UP KIT – BLACK



E. XL SYN3 TUNE UP KIT – CHROME

C. TWIN CAM 20W50/FORMULA+ TUNE UP KIT

Do it right with Genuine Motor Parts. Each Tune Up Kit packs everything you need for a DIY service interval in a single box that's easy to buy and easy to store.

Kit contains:

- 5 quarts H-D Genuine Motorcycle oil 20W50
- SuperPremium 5-micron oil filter
- 2 quarts Formula+ Transmission and Primary Chaincase Lubricant
- Service gasket kit
- 2 spark plugs

Fits '99-'18 Twin Cam models.

62600141 BlackFilter.

62600140 Chrome Filter.



C. TWIN CAM™ 20W50/FORMULA+
TUNE UP KIT – BLACK



C. TWIN CAM™ 20W50/FORMULA+
TUNE UP KIT – CHROME



F. XL 20W50/FORMULA+ TUNE UP KIT – BLACK



F. XL 20W50/FORMULA+ TUNE UP KIT –
CHROME

NOTE: Oil and Lube Bottles in kit may appear different than as shown.

GARAGE 615

Tune Up Kits

D. TWIN CAM SYN3® SAE 15W50 / SAE 50 TUNE UP KIT

Do it right with Genuine Motor Parts. Each Tune Up Kit packs everything you need for a DIY service interval in a single box that's easy to buy and easy to store.

Kit contains:

- 5 quarts Genuine SYN3® oil
- SuperPremium 5-micron oil filter
- 2 quarts Harley-Davidson® Heavy Synthetic Gear Oil
- Service gasket kit
- 2 spark plugs

Fits '99-'18 Twin Cam models.

62600139 BlackFilter.

62600138 Chrome Filter.

E. XL SYN3 SAE 15W50 / SAE 50 TUNE UP KIT

Do it right with Genuine Motor Parts. Each Tune Up Kit packs everything you need for a DIY service interval in a single box that's easy to buy and easy to store.

Kit contains:

- 3 quarts Genuine SYN3® oil
- SuperPremium 5-micron oil filter
- 1 quart Harley-Davidson® Heavy Synthetic Gear Oil
- Required gasket and O ring
- 2 spark plugs

Fits '04-'22 Sportster® models.

62600136 BlackFilter.

62600137 Chrome Filter.

F. XL 20W50/FORMULA+ TUNE UP KIT

Do it right with Genuine Motor Parts. Each Tune Up Kit packs everything you need for a DIY service interval in a single box that's easy to buy and easy to store.

Kit contains:

- 3 quarts Harley-Davidson Genuine Motorcycle oil
- SuperPremium 5-micron oil filter
- 1 quart Formula+ Transmission and Primary Chaincase Lubricant
- Required gasket and O ring
- 2 spark plugs

Fits '04-'22 Sportster models.

62600135 BlackFilter.

62600134 Chrome Filter.

NOTE: Oil and Lube Bottles in kit may appear different than as shown.

616 GARAGE

Oil Filters

A. SUPERPREMIUM5™ OIL FILTERS – 5 MICRON

Utilizing advances in synthetic media technology, the SuperPremium5™ Oil Filters are Tested-Certified to provide filtration to retain dust, soot and other solid matter with low internal pressure drop. Filter also includes internal pressure relief and anti-drain back valves.

Fits '17-later Milwaukee-Eight® equipped models only.

62700297A Chrome.

62700296A Black.

Fits '99-'17 Twin Cam and '99-later Evolution® equipped models (except '08-'13 XR) and can be used as an upgrade for any motorcycle that requires Oil Filter P/N 63796-77B, 63805-80A, 63812-90 or 63813-90.

63798-99B Chrome.

63731-99A Black.

SuperPremium10 Oil Filter – 10 Micron (not shown)

Fits '02-'17 VRSC™ models.

63793-01K Black.



A. SUPERPREMIUM5 OIL FILTERS

B. GENUINE HARLEY-DAVIDSON® OIL FILTERS

Filter features cured resin impregnated paper, which removes harmful foreign particles from the oil. End caps and thermal setting adhesive provide positive seals, preventing bypassing of contaminant-laden oil.

Fits all XB and Buell™ models.

63806-00Y Black.

Fits '15-later XG models.

62700045

Fits late '82-'84 FLH-80 Classics, '82-'86 FXWG, FXSB, FXEF and '79-early '84 XL models.

63810-80A Black, Short.

Fits '84-later XL, '08-'13 XR, '82-'94 FXR, '84-'98 Softail® and '80-'98 FLHR, FLHT and FLT models.

63796-77B Chrome, Long.

63805-80B Black, Long.



B. GENUINE HARLEY-DAVIDSON OIL FILTERS

C. LOW PROFILE OIL DRAIN PAN

Reduce the mess and cleanup required when changing the fluids on your motorcycle. This reusable Drain Pan is designed specifically for use with Harley-Davidson® motorcycles. The low-profile design fits easily under standard height and lowered motorcycles, and slips beneath the bike even when on the side stand. The 10-quart capacity pan will capture 2 engine oil changes, or the complete drain fluids (engine oil, primary and transmission) from any H-D® Powertrain, including Milwaukee-Eight and Twin Cam motorcycle. The Drain Pan is large enough to catch the oil from the entire length of the primary, and is sized to hold and drain an inverted primary cover. The Drain Pan features a raised hardware corral, a filter drain surface and a pressure vent hole to prevent messy oil burping. The drained waste oil is sealed safely inside the pan with high-quality gasketed caps and plugs. Convenient carrying handle simplifies transport to an approved waste oil facility.

63795-10 10-Quart Capacity.



C. LOW PROFILE OIL DRAIN PAN



D. OIL FILTER WRENCH – END CAP STYLE



E. OIL FILTER REMOVAL WRENCH



F. OIL CATCHER DRAIN OIL FUNNEL



G. PRIMARY OIL FILL FUNNEL



H. ROAD FUNNEL



I. TRANSMISSION/CRANKCASE FILL FUNNEL

GARAGE 617

Oil Change Accessories

D. OIL FILTER WRENCH – END CAP STYLE

Simplify oil filter removal and installation with this convenient End Cap Style Filter Wrench. The wrench grips the filter without crushing the canister, and allows the spin-on filter to be turned with a 3/8 drive socket wrench.

14900138

Fits '21-later Revolution® Max equipped models.

94863-10

For use with H-D® spin-on oil filters (except '15-later XG, '21-later RA1250 and RA1250S models).

14900091

For use with H-D spin-on oil filters for '15-later XG models.

E. OIL FILTER REMOVAL WRENCH

This slip-resistant wrench, featuring a stainless steel band, is designed to make the removal of your oil filter much easier.

94866-00

For use with H-D® spin-on oil filters (except '15-later XG, '21-later RA1250 and RA1250S models).

F. OIL CATCHER DRAIN FUNNEL

Reduce oil drips when removing the oil filter. The Oil Catcher Funnel slips below the filter, and provides access to spin the filter off its mount. Oil is captured in the funnel, and is siphoned into a bottle or catch basin through the drain tube. Smooth orange plastic surface is easy to clean after use.

63794-10

Fits '04-later XL, '08-'13 XR, '99-'17 Dyna®, '99-'16 Touring and '09-'16 Trike models.

62700199

Fits '17-later Milwaukee-Eight® engine equipped models.

G. PRIMARY OIL FILL FUNNEL

This reusable funnel makes it easy to add oil to your primary cavity. The funnel simply snaps into the derby cover opening to permit hands-free filling on the specified models. The convenient tab allows you to place the funnel in position with one hand, and the flat cone shape makes it easy to fill a tight area with no mess or spills. Smooth orange plastic surface is easy to clean after use.

62700239

Fits '18-later FL5B and '19-later Softail® models.

63797-10

Fits '06-'17 Dyna®, '07-'18 Softail (except '18 FL5B), and '07-later Touring and Trike models.

62700015

Fits '84-'00 Evolution® 1340-equipped models, '99-'05 Dyna, '00-'06 Softail and '99-'06 Touring Twin Cam-equipped models.

H. ROAD FUNNEL

This disposable folding funnel can be taken on the road and used for those times you need to replenish your bike's fluids. The funnel fits easily into your luggage, does not take up valuable storage space and can be thrown away after use. Convenient tear-off 3-pack means you will always be prepared.

97410-10

I. TRANSMISSION/CRANKCASE FILL FUNNEL

Fill your transmission and crankcase without the mess. This funnel is shaped to fit into tight spaces, and is designed to reach even the toughest access points. The anti-burp design ensures smooth oil flow, and the smooth orange plastic surface is easy to clean after use.

63799-10A

618 GARAGE

Oil & Lube

A. H-D® FORK OIL

Refer to Owner's Manual for required type.

62600025 Type B. 16 fl oz (473 ml) Bottle.

62600098 Type D. 16 fl oz (473 ml) Bottle.

62600026 Type E. 16 fl oz (473 ml) Bottle.

B. SCREAMIN' EAGLE® PERFORMANCE FORK OIL

A heavier blended oil that provides extra damping in performance applications.

62600027 16 fl oz (473 ml) Bottle.

Also available:

H-D FORK SEAL GREASE (not shown)

Required for service of fork seals.

11300005 1 oz (28 g) Tube.

C. H-D GENUINE EXTENDED LIFE ANTIFREEZE AND COOLANT

Antifreeze is pre-diluted with deionized water to eliminate cooling system contamination. Formulated to use at full strength (do not add water), this coolant provides exceptional heat transfer properties. Protects the entire cooling system against corrosion. Formula is silicate-free, phosphate-free, nitrate-free and borate-free.

For use in VRSC™, XG, Twin-Cooled™, RA1250, RA1250S, RH975, RH975S and RH1250S models.

26800191 1 Quart US.

26800188 1 Liter International.

D. H-D DOT 5 BRAKE FLUID

For use in all models (except '06-later VRSC™, '07-later XL, '08-later XR, '06-later Dyna® and Softail® and '05-later Touring and Trike models). Refer to Owner's Manual for required type.

41800220 12 fl oz (355 ml) Bottle.

E. PLATINUM LABEL DOT 4 BRAKE FLUID

For use in '20-later Evolution® '06-'17 VRSC, '21-later Revolution® Max, '15-later XG, '07-later XL, '08-later XR, '06-'17 Dyna and '06-later Softail, and '05-later Touring and Trike models.

41800770 Platinum Label Dot 4 (English, Spanish)

41800771 Platinum Label Dot 4 CAN (English, French Canadian)

41800772 Platinum Label Dot 4 APC (English, Japanese, Simplified Chinese, Thai, Bahasa, Burmese, French, Malay, Vietnamese, Korean, Traditional Chinese)

41800773 Platinum Label Dot 4 Central EU (English, German, Czech, Slovak, Hungarian, Romanian, Polish, Slovenian, Croatian)

41800822 Platinum Label Dot 4 North EU (English, Dutch, Swedish, Norwegian, Finnish, Danish, Estonian, Lithuanian)

41800823 Platinum Label Dot 4 EMEA, LA (English, Italian, French, Arabic, Spanish, Portuguese, Greek, Turkish, Hebrew, Bulgarian)



A. H-D FORK OIL



B. SCREAMIN' EAGLE PERFORMANCE FORK OIL



C. H-D GENUINE EXTENDED LIFE ANTIFREEZE AND COOLANT



D. H-D DOT 5 BRAKE FLUID



E. PLATINUM LABEL DOT 4 BRAKE FLUID



F. H-D ETHANOL GUARD FUEL STABILIZER



H. HARLEY LUBE



J. H-D WHEEL BEARING GREASE



G. SCREAMIN' EAGLE ASSEMBLY LUBE



I. H-D SPECIAL PURPOSE GREASE



K. H-D HIGH-PERFORMANCE SEALANT – GRAY

GARAGE 619

Oil & Lube

F. H-D® ETHANOL GUARD FUEL STABILIZER

Blended with corrosion inhibitors, this Fuel Stabilizer is formulated to protect fuel tanks, fuel lines, carburetors and injectors from long-term exposure to the adverse affects of ethanol-blended fuel. It fights deposits that can accumulate as a result of ethanol-produced solvents, and acts as a demulsifier to eliminate condensation in your fuel system. 4 ounces treats 10 gallons of fuel.

91600001 4 fl oz (118 ml) Bottle.

G. SCREAMIN' EAGLE® ASSEMBLY LUBE

Screamin' Eagle® Assembly Lube provides superior protection during installation or servicing of internal engine components. Formulated with a high tackifier, this lubricant clings to parts and provides excellent start-up and break-in protection. It provides excellent corrosion resistance, and it won't drip off like common oil when you set coated parts aside to work on the rest of the engine. Recommended applications: cams, gears, crankpins, piston wrist pins, oil pumps, valve guides, rocker arm and push rod tips and roller tappet wheels.

11300002 4 fl oz (118 ml) Tube.

H. HARLEY LUBE

Harley Lube® is a Harley-Davidson® approved general lubricant.

94968-09 .25 fl oz (7.5 ml) Tube.

I. H-D® SPECIAL PURPOSE GREASE

Factory approved steering head bearing lubricant for '02-later VRSC, '15-later XG, '05-later XL and XR and '97-later Dyna®, Softail® (except Springer™), Touring and Trike models. Do not use on wheel bearings.

99857-97A 14 oz (409 g) Grease Gun Cartridge.

J. H-D® WHEEL BEARING GREASE

Recommended for wheel bearings and rear swingarm bearings.

99856-92 14 oz (409 g) Grease Gun Cartridge.

K. H-D® HIGH-PERFORMANCE SEALANT – GRAY











High-performance, room temperature vulcanized (RTV) silicone type liquid gasket is a low-odor, non-corrosive and non-conductive sensor-safe formula. Sealant allows high elongation when cured to absorb thermal and dynamic movement of the mating surfaces and is resistant to most chemicals and solvents. Temperature Range -76°F to 482°F (-60°C to 250°C).

99650-02 1.9 oz (54 g) Tube.

Approved for use as crankcase sealant on all Harley-Davidson powertrains.

SURFACE CARE PRODUCT MAP

CLEAN

GENERAL	 93600149 GLOBAL Travel Care Kit	 94844-10 GLOBAL Cleaning Brush Kit	 93600110 GLOBAL Bug Eater Sponge	 93600133 Harley® Bike Wash Bucket GLOBAL
	 94651-09A N.AMERICA HOG® Blaster Motorcycle Dryer	 93600141 INT 93600129 US Sunwash® Bike Soap	 93600171 INT 93600162 US Quick Wash 22 oz.	 93600130 Wash Mitt GLOBAL
	 93600132 GLOBAL H-D™ Microfiber Soft Drying Towel	 93600140 INT 93600122 US Bug Remover		
GLASS	 93600169 INT 93600166 US Harley-Davidson® Graphene Spray Coating, 8oz		 93600084 INT 93600029 US Spray Cleaner & Polish	
PAINT	 93600127 INT 93600124 US Denim Paint Cleaner		 93600084 INT 93600029 US Spray Cleaner & Polish	
LEATHER, VINYL & TRIM	 93600170 INT 93600167 US Seat, Saddlebag & Trim Cleaner, 8oz. Bottle			
METAL: CHROME, ALUMINUM & ENGINE	 93600082 INT 93600031 US Chrome Clean & Shine		 93600084 INT 93600029 US Spray Cleaner & Polish	
WHEEL & TIRE	 93600126 INT 93600121 US Wheel & Tire Cleaner	 43078-99 GLOBAL Wheel & Spoke Brush		

DETAIL

PROTECT

 93600158 INT 93600157 US Everyday Detailer	 93600136 GLOBAL Microfiber Detailing Cloth 3 pack	 93600169 INT 93600166 US Harley-Davidson® Graphene Spray Coating, 8oz
 93600125 INT 93600123 US Gloss Detailer	 93600168 GLOBAL Microfiber Applicator 4 pack	
 93600125 INT 93600123 US Gloss Detailer	 93600084 INT 93600029 US Spray Cleaner & Polish	
 93600156 INT 93600155 US Scratch & Swirl Repair 8 oz.	 93600125 INT 93600123 US Gloss Detailer	 93600169 INT 93600166 US Harley-Davidson® Graphene Spray Coating, 8oz
 93600081 INT 93600033 US Black Leather Rejuvenator	 93600115 GLOBAL Black Inner Fairing & Trim Rejuvenator	 93600080 INT 93600034 US Leather Protectant
 93600068 INT 93600002 US Engine Brightener	 93600083 INT 93600028 US Bare Metal Polish (Not for use on chrome)	 93600169 INT 93600166 US Harley-Davidson® Graphene Spray Coating, 8oz (Not for engine)
 93600083 INT 93600028 US Bare Metal Polish (For use on bare aluminum surfaces only)		

622 GARAGE

Surface Care

A. EVRYDAY DETAILER

This easy-to-apply detailer for use at home or on the road. Cleans, shines, brightens and protects in a short amount of time.

- 22-fl oz trigger spray bottle
- Formulated for light cleaning between waxes
- Provides UV protection to prevent fading
- Apply to clean and dry surfaces
- Spray on and buff off using a clean, dry microfiber towel
- Non-abrasive detailer can be applied to paint, clear coat, chrome, glass, wheels, windshields, vinyl and plastic
- Contains no waxes, oils or hydrocarbon solvents
- Biodegradable

22 fl oz Bottle.

93600157 U.S.

93600158 International.

B. H-D™ QUICK WASH CLEANER

Fast and easy to use, Quick Wash is tough on dirt, oil and bugs, but gentle on other surfaces. Just spray it on and hose it off. Quick Wash gets into hard-to-reach spaces and cleans without scrubbing. Safe for use on all motorcycle surfaces. Does not strip wax, corrode fasteners or spokes or stain leather and vinyl seats and saddlebags. Sheeting action rinses clean and prevents spotting. Simply spray on, wait one minute and hose it off. Available in easy-to-handle trigger pump bottles and convenient refill containers.

22 fl oz Bottle.

93600162 U.S.

93600171 International.

93600163 One Gallon

C. SUNWASH® BIKE SOAP

This revolutionary cleaner lets riders wash their bikes where they want to – in the sun. Most bike wash products can be used only on cool days or in the shade. Has a unique formulated sheeting action that minimizes hard water spots and rinses clean even on hot days in the sun. Safe for use on all vehicle surfaces including denim paint. Biodegradable.

8 fl oz (236 ml) Bottle.

93600129 U.S.

93600141 International.

D. SPRAY CLEANER & POLISH

Keep your bike clean, even when you are away from home. Aerosol waterless quick cleaner/detailer is the perfect choice when the motorcycle is too clean to wash but too dirty to ride. Safe for use on metal, painted, plastic and windshield surfaces, this cleaning spray dissolves road grime and bugs for quick and easy cleaning and detailing. The spray floats dirt off the motorcycle, reduces static attraction to dust and leaves the surface with a great shine and UV protection.

11 oz (311 g) Aerosol Can.

93600029 U.S.

93600084 International.

E. BUG REMOVER

Remove bugs with little effort. Bugs have natural acids in their systems that can prove to be very damaging to motorcycle finishes if not removed. Melts away bugs and is safe for use on metal, painted and plastic surfaces, including Harley-Davidson® windshields. Biodegradable.

16 fl oz (473 ml) Spray Bottle.

93600122 U.S.

93600140 International.

F. WHEEL & TIRE CLEANER

The road provides plenty of nasty elements that can be potentially damaging to the finish of motorcycle wheels. Wheel & Tire Cleaner safely removes brake dust and road grime from wheels, tires and whitewalls in seconds. Also recommended for cleaning Harley-Davidson® black-coated exhaust pipes and mufflers. Biodegradable.

22 fl oz Spray Bottle.

93600121 U.S.

93600126 International.



A. EVERYDAY DETAILER



B. QUICK WASH



G. DENIM PAINT CLEANER



H. SEAT, SADDLEBAG & TRIM CLEANER



C. SUNWASH BIKE SOAP



D. SPRAY CLEANER & POLISH



I. CHROME CLEAN & SHINE



J. GLOSS DETAILER



E. BUG REMOVER



F. WHEEL & TIRE CLEANER



K. SCRATCH & SWIRL REPAIR



L. ENGINE BRIGHTENER

GARAGE 623

Surface Care

G. DENIM PAINT CLEANER

Specially formulated for denim paint, this handy quick detailer cleans and protects the silky matte finish. Cleaner won't streak or leave residue. Just spray and gently wipe away oils, fingerprints and dust. Compatible with all surfaces on Harley-Davidson® motorcycles, this formula cleans without buffing, so you can avoid polishing the denim surface. Heavily soiled surfaces should be washed with Sunwash® Bike Soap and water before application.

16 fl oz (473 ml) Spray Bottle.

93600124 U.S.

93600127 International.

H. SEAT, SADDLEBAG, AND TRIM CLEANER

The ideal quick detailer for vinyl, leather and plastic surfaces, this one-step treatment cleans and refreshes without leaving a greasy residue. Use a microfiber applicator to apply gel directly onto the surface. Buff away the accumulated dust and grime that dulls the finish with a microfiber cloth. Ideal for use on inner fairings, dash panels, seats and saddlebags.

Dries to a satin shine and contains no waxes or other solvents that can dull the surface of vinyl and plastic.

8 fl oz (236 ml) Bottle.

93600167 U.S.

93600170 International.

I. CHROME CLEAN & SHINE

Professional strength nonabrasive cleaner is formulated to ensure maximum shine on chrome-plated surfaces. The detergent-resistant formula is easy to apply and can be buffed to a bright, long-lasting finish. Can also be used to clean decorative brushed aluminum, brass and stainless steel surfaces.

4 oz (113 g) Container.

93600031 U.S.

93600082 International.

J. GLOSS DETAILER

This easy-to-apply mist produces the highest possible gloss finish in the shortest amount of time. Formulated to enhance luster and provide UV protection between waxes, this nonabrasive quick detailer can be applied to paint, clear coat, chrome, powder coat, windshields, vinyl and plastic. Gloss Detailer contains no waxes, silicones, oils or hydrocarbon solvents and will not remove Glaze™ Poly Sealant. Biodegradable.

16 fl oz (473 ml) Spray Bottle.

93600123 U.S.

93600125 International.

K. SCRATCH & SWIRL REPAIR

Formulated to remove fine scratches and swirl marks from gloss paint, this unique compound contains nonrigid abrasives that provide good initial leveling action on clear coat and become less aggressive while being buffed. This staging of grit size provides the benefits of a several-step process in one convenient bottle and leaves your clear coat with a new bike shine. Biodegradable.

8 fl oz (236 ml) Bottle.

93600155 U.S.

93600156 International.

L. ENGINE BRIGHTENER

Make your engine look new again. Engine Brightener refreshes and rejuvenates tired wrinkle black finishes on engine cases, cylinder fins, covers or anywhere else the color has faded or lost its luster. Formulated with high-temperature silicon polymer, this detergent-resistant finish restorer cleans deep into the wrinkle black surface and moisturizes the finish to return the original satin sheen. Just spray it on, let it soak in and wipe away for a fresh look.

11 oz (311 g) Aerosol Can.

93600002 U.S.

93600068 International.

624 GARAGE

Surface Care

A. H-D™ GRAPHENE SPRAY COATING

Give your motorcycle finish a new level of protection with H-D™ Graphene Spray Coating. Contains a graphene oxide component that provides a high level of long-lasting protection, reduces hard-water spotting, and keeps water from clinging to the surface. Enhances the gloss and clarity of painted and plated finishes and is easy to apply. Great for use on paint, chrome, and wheels. Not for use on brakes, tires, denim, semi-gloss or wrinkle finish surfaces. On paint creates a hard layer of scratch protection. Repels brake dust from wheels. Preserves and protects plastic surfaces. Lowers surface temperature to reduce hard water spotting embedded in clear coat. Prevents water from clinging on treated surfaces. May be applied in direct sunlight. May be applied over existing wax or polish coating.

8 fl oz (236 ml) Bottle.

93600166 U.S.

93600169 International.

B. BLACK INNER FAIRING REJUVENATOR

Great for sun-rich environments, this Inner Fairing Rejuvenator brings back the deep black color on faded Original Equipment satin-black inner fairing surfaces. Just wipe on and buff off. An occasional application restores the luxurious matte finish and provides added UV protection. Can also be used on rubber and other black plastic components.

93600115 8 fl oz (236 ml) Bottle.

C. BLACK LEATHER REJUVENATOR

Black Leather Rejuvenator puts new life back into faded black leather seats and saddlebags. To re-color and condition weathered leather, just clean the surface and apply the treatment with a Disposable Detailing Soft Cloth. Wipe off the excess, buff the leather surfaces to the desired shine, and your leather looks like new. For lasting weather protection, follow the application with H-D® Leather Protectant.

4 oz (113 g) Container.

93600033 U.S.

93600081 International.

D. LEATHER PROTECTANT

Leather Protectant offers the most effective weatherproofing and preservative action for leather saddlebags, tank panels, gear and apparel. Specially formulated for smooth, oil-tanned leather.

6 oz (170 g) Container.

93600034 U.S.

93600080 International.

E. BARE METAL POLISH

Professional strength micro-abrasive polish is formulated to remove oxidation and refurbish metal motorcycle parts that have lost their original finish. Recommended for use on polished aluminum or polished stainless steel surfaces that are not clear coated. Can also be used to polish Brass Collection components to a bright finish. Not for use on painted, chromed or plated surfaces or decorative brushed aluminum or stainless steel finishes.

4 oz (113 g) Container.

93600028 U.S.

93600083 International.

F. TIRE LETTERING PEN

Enhance your tire sidewall lettering by applying White paint. Acrylic ester resin paint provides excellent water resistance with improved color and gloss retention. Pump action paint dispensing pen allows either outlining or filling the lettering. Tip can be shaped or trimmed to allow for customized paint flow.

98625 1/3 fl oz – White.



A. H-D GRAPHENE SPRAY COATING



B. BLACK INNER FAIRING REJUVENATOR



C. BLACK LEATHER REJUVENATOR



D. LEATHER PROTECTANT



E. BARE METAL POLISH



F. TIRE LETTERING PEN



G. ELECTRIC POWERED PRESSURE WASHER



H. PRESSURE WASHER MULTI-PURPOSE CLEANER



I. BIKE WASH BUCKET



J. FIREMAN-STYLE HOSE NOZZLE



GARAGE 625

Surface Care

G. ELECTRIC POWERED PRESSURE WASHER

Blast your bike clean. This electric powered pressure washer is intended specifically for motorcycle use, with a pressure level and nozzle designed to quickly remove dried bugs and road grime without damaging the motorcycle finish or components. Includes a 40-degree quick-connect nozzle to cover large areas on the bike and a foaming soap applicator. Pressure regulated to 800 psi and 1.5 gallons per minute with a wide, 40-degree nozzle to prevent damage to the motorcycle while cleaning efficiently. 35-foot power cord is protected by ground-fault circuit interrupter (GFCI). Includes 20-foot super-soft high-pressure hose designed to be easy to handle and to not scuff the motorcycle finish. Built-in handle for easy transport and storage. Handy power cord storage hook and holster for storing spray gun and wand. Use foam cannon and Pressure Washer Multi-Purpose Cleaning Fluid (P/N 93600175 sold separately) for extra cleaning power. Use the extension lance to extend your reach. Requires 120v electric power source and water supply from your garden hose. Also may be used for household cleaning projects, including fences, patios, RVs, ATVs, boats and other vehicles, lawn care equipment and more. Use with care around motorcycle bearings, seals and electronics.

93600173

H. PRESSURE WASHER MULTI-PURPOSE CLEANER

This pressure washer multi-purpose and foaming cleaning solution formulated for the Electric Powered Pressure Washer P/N 93600173 is ideal for motorcycle cleaning and general household cleaning projects. Formulated to help remove insects, road grime, grease and oil from motorcycle surfaces. Can also be used to clean concrete, brick, siding, fencing, autos, grills and many other surfaces. Dissolves grease and oil buildup on floors, walls, tools, engines, equipment, industrial equipment and various workspaces. Safe for use on vehicles, RVs, ATVs, trailers and boats.

93600175 Gallon.

I. BIKE WASH BUCKET

The perfect way to keep your bike clean, this bike wash bucket holds the key to lustrous shine. 5.0-gallon cleaning bucket features a removable Grit Guard® insert that keeps sponges and wash mitts away from the dirt particles that settle to the bottom. Use it to store cleaning products between washes. Sturdy handle and screw-on, water-tight lid make transportation and storage a breeze.

93600133

J. FIREMAN-STYLE HOSE NOZZLE

Wash your bike in style. The unique Fireman-Style hose nozzle features a large overhand lever for convenient operation. Just adjust the lever and the nozzle maintains the pressure flow – hands free. The spray head adjusts from a steady stream to a wide fan pattern and the soft rubber nose cone protects your bike's surfaces from accidental contact. The durable metal body won't rust or corrode and the soft-touch ergonomic grip is insulated for cold-water comfort. Standard-size garden hose fitting includes gasket.

93600016

626 GARAGE

Surface Care

A. MICROFIBER WASH MITT – ORANGE

Premium quality microfiber mitt lifts away dirt particles from motorcycle surfaces to help prevent scratches to the finish during washing. Microfiber draws dirt from surfaces as you wash the bike. Machine washable. Custom designed to be used with either hand.

93600130

B. WHEEL AND SPOKE BRUSH

The perfect partner for Wheel & Tire Cleaner, this brush features soft, durable fibers attached to a base coated with polypropylene to prevent scratching. With a Bar & Shield logo branded into the handle, the brush has a cone shape for efficient cleaning and durable design that won't melt on hot surfaces.

43078-99

C. CLEANING BRUSH KIT

Make every corner of your bike shine. This set of 3 wood-handled cleaning brushes helps you reach into the tightest places. The chamois brush gently scrubs in between engine fins or can be used after rinse to soak up hard-to-reach water. The reverse spiral brush is perfect for cleaning tire sidewalls or those hard-to-reach spaces elsewhere on your bike, and the soft mop brush will leave your chrome streak free. All brushes have vinyl-coated wires to prevent scratching.

94844-10

D. BUG EATER SPONGE

Tough on bugs but gentle on other surfaces. This easy-to-grip pad features a strong, flexible core laminated with double-sided cleaning surfaces. When paired with water and Bug Remover or Wheel & Tire Cleaner sprays, the textured orange surface helps break down and dissolve baked-on bugs and road grime without scratching the surface below.

93600110

E. MICROFIBER APPLICATOR

Get pro detailing results faster. The flat surface of this microfiber applicator block covers more area for faster application. For use on the application of most wax, coating, sealant, and dressing products. Short pile terry microfiber fabric absorbs minimal product while applying the product evenly and smoothly. Medium-firm sponge core gently conforms to contoured motorcycle surfaces. The inside sewn edges ensure that only microfiber fabric comes in contact with paint. Pad fits right in the palm of your hand - is easy to hold and maneuver. Measures 5 x 3 x 0.75. Sold as pack of 4 applicators

93600168 4-pack.

F. MICROFIBER DETAILING CLOTH

This premium microfiber synthetic cloth is the multi-purpose choice for washing, cleaning or buffing. Highly absorbent fibers make it the best microfiber material for use on your motorcycle. Designed to help prevent scratching and allow detailing into tight corners, spaces and gaps. Edges designed not to fray after many uses. Now available in a convenient three-pack

93600136

G. MICROFIBER SOFT DRYING TOWEL

Ditch that old dishrag. This microfiber drying towel can absorb much more water than a cotton towel, enough to make short work of drying even Touring motorcycles. Washable and reusable. Provides a lint- and streak-free drying action for a professional result. Softer than cotton, this plush towel is ideal for use on any surface. Compact size is ideal for packing for morning wipe-downs on road trips

93600132

H. DETAILING SWABS

Detail those hard-to-reach places. Plush cotton swabs are perfect for removing polish and wax residue from cracks and crevices, and the strong but flexible 8 shaft allows you to clean in hard to reach areas around your engine, pipes and more. Package contains 50 swabs.

93600107



A. MICROFIBER WASH MITT – ORANGE



B. WHEEL AND SPOKE BRUSH



C. CLEANING BRUSH KIT



D. BUG EATER SPONGE



E. MICROFIBER APPLICATOR



F. MICROFIBER DETAILING CLOTH



G. MICROFIBER SOFT DRYING TOWEL



H. DETAILING SWABS

GARAGE 627

Surface Care

I. TRAVEL CARE KIT

Everything you need to make your bike shine except the water. Whether you're starting the ultimate biker's garage or want to keep your ride clean on the road, the Travel Care Kit has everything you need to make your bike shine. Just add the water. Fits easily in the compact reusable zip closure bag so you can take it along for the ride or store it neatly in your garage.

- Sunwash® Bike Soap
- Bug Remover
- Wheel & Tire Cleaner
- Everyday Detailer
- Graphene Spray Coating
- Microfiber Detailing Cloth

93600149

J. SADDLEBAG STORAGE STAND

Never set your saddlebags on the ground again. This convenient folding rack holds Touring hard saddlebags while you wash or work on your bike and utilizes the bag's quarter-turn quick-disconnect fasteners to securely lock them in place. The strong, lightweight rack features 4 adjustable feet to level the stand and keep the bags off the ground. You can wash, dry, detail and re-install the bags with minimal handling. Stand accommodates both standard and extended hard saddlebags.

94778-10

Fits '95-'16 Touring models equipped with standard and extended-length saddlebags.


K. HOG® BLASTER MOTORCYCLE DRYER

Dry your bike in minutes with the HOG® Blaster. This powerful dryer blows a stream of warm, dry, filtered air at 18,000 feet/minute, allowing you to cut your drying time up to 75%. The HOG Blaster reduces streaks and water spots because water can't hide in hard-to-reach places. No more annoying drips and runs when you move your bike. With an ergonomically friendly design for comfortable handling, the HOG Blaster features a durable all-steel outer shell, a 1.3 hp motor and a grounded electrical cord. Kit includes blower unit, flexible hose and 2 diffuser attachments. One-year manufacturer's warranty on blower unit.

94651-09A 120V, Grounded 3-prong Plug. United States, Canada and Mexico.



I. HARLEY BIKE WASH KIT



J. SADDLEBAG STORAGE STAND



K. HOG BLASTER MOTORCYCLE DRYER



HARLEY-DAVIDSON® MOTORCYCLE COVERS

Welcome to the best-dressed list. Unlike a tarp and bungee cords, Harley-Davidson® Motorcycle Covers fight the effects of the elements and protect your bike's paint and finishes from the rough world around us. Whether your bike spends its time in a heated garage or on the driveway, we've got you covered.

ANTENNA ACCESS
Touring and Trike covers feature hook-and-loop opening at the rear to accommodate antennas.



WATER-RESISTANT SEAMS
Heavy-duty Indoor/Outdoor covers feature taped overlapping seams for water resistance.

MOISTURE REDUCTION
Weather-shielded vents or breathable materials promote air circulation and minimize corrosion during short or long term storage.

HEAT-RESISTANT PANELS
Indoor/Outdoor and Premium Indoor Covers feature heat-resistant panels that protect the cover from warm exhaust.

REFLECTIVE TRIM
High-visibility reflective trim makes a parked and covered bike more obvious.

BELLY STRAPS
Quick-release adjustable straps cinch the cover under the frame to reduce ballooning in the wind.



CORSET-STYLE BACKBONE
Medium and large covers feature a cinching system that customizes the cover for best fit. Just pull the cord and cover adjusts to the bike's contours.

ADJUSTABLE HEM
Drawstring hem allows custom-tailored fit around the bike and eliminates the one-size-fits-some elastic cord.

LOCK ACCESS
Sewn-in grommets near the front wheel simplify the use of a cable lock or security chain (cable/lock not included).

COVER ALARM POCKET
Hidden pocket accepts optional battery-powered alarm. If the cover is disturbed, the 130-dB alarm is triggered.

	COMPACT TRAVEL	INDOOR	PREMIUM INDOOR	INDOOR/OUTDOOR	
MATERIAL	2x Polyurethane Coated Polyester	Polyester	Luxuriously Soft Microfiber	Heavy-Duty UV Resistant Diamond Pattern Polyester	
WATER-RESISTANT	✓	—	—	✓	
HEAT PANEL	—	—	✓	✓	
ANTENNA ACCESS	✓	—	✓	✓	
SECURITY FEATURES	—	Sewn-in grommets for use of front wheel chain lock & hidden internal alarm pocket			
ADJUSTABILITY	—	Corset-Style Backbone & Adjustable Hem			
REFLECTIVE TRIM	✓	✓	✓	✓	✓
INTEGRATED STORAGE POUCH	✓	✓	✓	✓	✓
BELLY STRAP	—	✓	✓	✓	✓
H-D LOGO	✓	✓	✓	✓	—
ADVENTURE TOURING	Large 93100073	—	—	ADV 93100070	—
STREET™ & SPORTSTER®	Medium 93100074	Small 93100043	—	Small 93100040	Small – Solid Black 93100041
V-ROD®, DYNA® & SOFTAIL®	Medium 93100074	Large 93100018	Medium 93100019	Medium 93100022	Medium – Solid Black 93100025
TOURING	Large 93100073	Large 93100018	Large 93100020	Large 93100023	Large – Solid Black 93100026
TRIKE	—	Large 93100018	Extra-Large 93100021	Extra-Large 93100024	Extra-Large – Solid Back 93100027

✓ Standard Feature

*NOTE: H-D® motorcycle covers are not designed to be used while trailering. Using an H-D motorcycle cover while trailering may cause the cover to tear, possibly causing damage to the cover and motorcycle.

630 GARAGE

Motorcycle Covers

A. COMPACT TRAVEL COVERS

Travel with protection. This lightweight, water-resistant Compact Travel Cover is easy to pack and covers the main motorcycle touch points from the windshield to the rear seating area. Compact and lightweight cover stores in its own pouch and requires over 40% less luggage space than a full-size motorcycle cover, so it's easy to pack along just in case. When compacted in pouch, travel cover takes up less space than a 64Oz aluminum drink container. Multiple attachment options to adjust the fit based on motorcycle model and luggage option so cover can be used on different bikes. Minimize motorcycle wipe-down after dew or light rain. Discourages tampering with the covered motorcycle for an added layer of security. Reflective logos highlight the front, rear, and sides of vehicle for added visibility when the motorcycle is parked at night offer peace of mind. Made from polyester with a water-resistant polyurethane coating.

93100073 Large.
Fits '21-later Pan America® and '14-later Touring and Tri-Glide® models. Recommended for any model with Tour-Pak® luggage installed.

93100074 Medium.
Fits '21-later RH1250S, '12-later XG, '04-later XL models, and '18-later Softail® models. Not recommended for any model with Tour-Pak® luggage installed.

B. INDOOR/OUTDOOR MOTORCYCLE COVER*

Weather-shielded vents in the top of the cover promote air circulation to reduce moisture build-up and minimize corrosion. Internal heat-resistant panels protect the cover from warm exhaust and an integrated storage pouch permits convenient packing. The cover skirt features front and rear adjustable drawstrings to cinch the cover and a belly strap. Cover features a convenient opening near the front wheel for a security chain or cable and internal pockets that accept the optional Cover Alarm (P/N 69000038). The cover features reflective piping for added visibility. Fits any .875 to 1.25 diameter tubing.

Medium. Fits VRSC™, Dyna®, Softail®, RH1250S and RH975 models.

93100022 H-D Orange/Black.

93100025 Black.

Large. Fits Touring and Freewheeler® models. Does not fit FLHXXX, FLTRT or FLHTCUTG models.

93100023 H-D Orange/Black.

93100026 Black.

Extra Large. Fits Trike models.

93100024 H-D Orange/Black.

93100027 Black.

C. PREMIUM INDOOR MOTORCYCLE COVER*

Promotes air circulation to reduce moisture build-up and minimize corrosion. The cover's skirt features front and rear adjustable drawstrings to cinch the cover and a belly strap. The cover features heat-resistant panels that protect the material from warm exhaust. Cover features a convenient opening near the front wheel for a security chain or cable and internal pockets that accept the optional Cover Alarm (P/N 69000038).

Medium. Fits VRSC™, Dyna®, Softail®, RH1250S and RH975 models.

93100019 H-D Orange/Black.

Large. Fits Touring and Freewheeler models. Does not fit FLHXXX, FLTRT or FLHTCUTG models.

93100020 H-D Orange/Black.

Extra large. Fits Trike models.

93100021 H-D Orange/Black.

D. INDOOR MOTORCYCLE COVER*

This breathable polyester cover promotes air circulation to reduce moisture build-up and minimize corrosion. The cover's skirt features front and rear adjustable drawstrings to cinch the cover around the bike and a convenient belly strap. The cover features a convenient opening near the front wheel for a security chain or cable and internal pockets that accept the optional Cover Alarm (P/N 69000038).

Small. Fits XG, XL and XR models.

93100043 H-D Orange/Black.

Large. Fits Touring, Freewheeler™, VRSC™, Dyna®, Softail® and RH1250 and RH975 models.

93100018 H-D Orange/Black.



*NOTE: H-D® motorcycle covers are not designed to be used while trailering. Using an H-D motorcycle cover while trailering may cause the cover to tear, possibly causing damage to the cover and motorcycle.



***WARNING:** Do not use while riding; could result in death or serious injury.

MOTORCYCLE COVERS



E. OASIS DAY COVER



F. MOTORCYCLE COVER ALARM



G. RAIN COVER – SOLO SEAT



H. SERVICE COVER



H. SERVICE COVER

GARAGE 631

Motorcycle Covers & Storage Accessories

E. OASIS DAY COVER*

Keep your seat dry when you stop for the night. Lightweight and compact for travel, this easy-to-store cover rolls into the built-in bag. Made from soft micro-fiber, the black and orange water repellent fabric dries quickly for a quick getaway. Hook-and-loop closures in the rear let you slip the cover over your antennas and the elastic bottom hem and footboard stirrups ensure a snug fit. The Harley-Davidson script and Bar & Shield logos prominently stand out on the fabric.

93100028 H-D Orange/Black.
Fits Touring and Trike models equipped with Tour-Pak® luggage.

F. MOTORCYCLE COVER ALARM

Protect your covered motorcycle from tampering. Self-contained alarm fits into the pocket on select H-D® Motorcycle Covers. The snap swivel clips to spokes, rotors or other fixed parts and the cord leads back to the alarm pin. If the cover is pulled off the bike, the pin is pulled, triggering the 130-dB alarm. Weatherproof alarm is powered by a replaceable 9V battery (not included).

69000038
Fits select H-D Motorcycle Covers with alarm pocket.

G. RAIN COVERS*

Featuring a handy storage sack, this black nylon, water-resistant, Cordura® cover packs easily and shelters your seat from the storm.

51638-97 Solo Seat.
Fits H-D® solo seats (except XR and FLSTS).

51639-97 Two-Up Seat.
Fits VRSC™, XG, XL, Dyna® and Softail® models with Two-Up Seats. Does not fit Touring and Trike models. Does not fit with Rider Backrests.

52952-97 Seat with Rider Backrest.
Fits H-D Touring and Trike seats. Fits with accessory rider backrest. Includes rain cover for Tour-Pak® mounted passenger backrest.

H. SERVICE COVERS*

Protect the finish on your tank and fenders while performing routine service on your motorcycle. These custom shaped covers feature an easy-to-clean black vinyl outer surface and a soft non-abrasive fleece inner liner. Fuel tank covers feature built-in magnets to prevent the cover from sliding, convenient mesh pockets to keep small parts from rolling away and a clear paperwork window for notes and instruction sheets. Fender covers feature soft elastic bands to keep the covers firmly in place. To complete the look, the cover features a nostalgic Harley-Davidson logo that will look great in any garage.

94640-08 Large Fuel Tank.
Fits Dyna®, Softail®, Touring and Trike models.

94641-08 Large Front Fender.
Fits '12-'16 FLD, '86-'17 FL Softail (except FLS and FLSS), '18-later FLDE, FLHC and FLHCS, and most Touring and Trike models.

*NOTE: H-D® motorcycle covers are not designed to be used while trailering. Using an H-D motorcycle cover while trailering may cause the cover to tear, possibly causing damage to the cover and motorcycle.



***WARNING:** Do not use while riding; could result in death or serious injury.

632 GARAGE

Garage Door Openers

A. GARAGE DOOR OPENER WITH HOMELINK®

Operate your automatic garage door or gate opener without leaving your motorcycle seat or fumbling in your pocket for the remote control. Compatible with most brands of automatic openers, this kit allows you to operate your door by cycling the bike's Flash-To-Pass (FTP) switch. Contains HomeLink® by Gentex technology. Module can be programmed to sync with up to two garage door or gate openers at different locations. Module is operated through the vehicle's Flash To Pass (FTP) switch on the hand control. No need to leave the motorcycle seat to open the garage door. Seamless integration. Module is hard wired into the motorcycle, eliminating the need for a fob or auxiliary switch that detracts from the look of the motorcycle. No intermediate transmitting device required. Compatible with over 99% of home garage door openers and gate systems, including Chamberlain®, LiftMaster®, and Craftsman® brands. Visit HomeLink for specific model information. Kit and associated wiring components are easy to install, plug-and-play harnesses that do not require wire splicing or software updates. Certain models may require additional purchase for plug-and-play, see fitment details. Module is powered by the vehicle and does not require batteries or recharging.

41001192

Fits '21-later Pan America® models, '18-'25 Softail® models (except '19-'20 FXDRS), '14-later Trike models, and '14-'23 Touring (except '23-later FLHXSE, FLTRXSE, '24-later FLHX, FLTRX, FLTRXSTSE and '25-later FLHXU)) and '24 FLHRXS, FLHTK, and FLTRK. '18-'20 Softail and '14-'20 Touring and Trike require separate purchase of P/N 69203201.

B. INTEGRATED GARAGE DOOR OPENER WITH HOMELINK®

Operate your automatic garage door or gate opener without leaving your motorcycle seat or fumbling in your pocket for the remote control. Compatible with most brands of automatic openers, this kit allows you to operate your door by the touch of a button on the instrument.

Contains HomeLink® by Gentex technology. Module can be programmed to sync with up to two garage door or gate openers at different locations. Module is operated through the vehicle Flash-to-Pass (FTP) instrument. No need to leave the motorcycle seat to open the garage door. Seamless integration. Module is hard wired into the motorcycle, eliminating the need for a fob or auxiliary switch that detracts from the look of the motorcycle. No intermediate transmitting device required. Compatible with most home garage door openers and gate systems, including Chamberlain®, LiftMaster®, and Craftsman® brands. Visit HomeLink for specific model information. Kit includes all necessary wiring components in a convenient, easy to install plug-and-play harness module. Dealer Digital Technician Update Required. Kit includes a programming controller with simple push button and LED interface to sync up to two garage door or gate openers. Both channels are controllable through the Flash to Pass high beam switch with a single or double press. Module is powered by the vehicle and does not require batteries or recharging.

41001167

Fits '24-later FLHX, FLTRX, FLTRXSTSE and '25-later FLHXU. FLHXU requires same separate purchase as FLHX. FLHX models require additional purchase of bracket P/N 69203073. FLTRX models require additional purchase of bracket P/N 69203074.

C. DIAGNOSTIC JUMPERS

Y-harness that provides additional DataLink connector. Required for installation of Garage Door Opener with HomeLink® on some models.

69203496

Required if installing 41001192 with Screamin' Eagle® Pro Street Tuner or other device utilizing this connector on '14-'20 Touring and '18-'20 Softail models.

69203495

Required if installing P/N 41001192 with Screamin' Eagle Pro Street Tuner or other device utilizing this connector on '21-later Touring & Trike models (except 23.5-later CVO™ models), Pan America, and '21-later Softail models.



A. GARAGE DOOR OPENER WITH HOMELINK®



B. INTEGRATED GARAGE DOOR OPENER WITH HOMELINK®



C. DIAGNOSTIC JUMPERS



D. CRUISER CRADLE WHEEL CHOCK



E. CRUISER CRADLE TRAILER ADAPTER KIT



F. CRUISER CRADLE WHEEL CHOCK – TRAILER ONLY VERSION



G. CRUISER CRADLE UNIVERSAL E-TRACK ADAPTER KIT (SHOWN WITH WHEEL CHOCK)



H. MOTORCYCLE SERVICE LIFT

GARAGE 633

Motorcycle Cradles & Tie-Downs

D. CRUISER CRADLE WHEEL CHOCK

This sturdy aluminum wheel chock will hold your bike securely on the ground, on a trailer or in the back of a pickup truck. Sized to fit most motorcycles, this wheel chock will keep your bike upright while you are storing, transporting or working on your bike. The lightweight, folding wheel chock is easy to transport. Use it on the driveway when you are washing your bike or, when equipped with the optional Trailer Adapter, the versatile wheel chock can be easily moved to a trailer or the back of a pickup truck. Just two tie-down straps are required to hold the bike in place. And because you don't need to over-tighten the straps, you won't damage sensitive suspension parts and handlebar bushings.

92900001

For use with models with vehicle weight up to 3000 lb (1360 kg) and front or rear wheel size of 14 to 22 (355-560mm) rim diameter and 3.15 to 8.66 (80mm-220mm) nominal wheel width. Not for use with Custom Wrapped Front Fenders.

E. CRUISER CRADLE TRAILER ADAPTER KIT

Engineered to simplify installation of Cruiser Cradle Wheel Chock on many trailers. Simply mount the low-profile kit to the floor of your trailer and the Cruiser Cradle can be attached in seconds, without tools.

92900002

For use with Cruiser Cradle Wheel Chock P/N 92900001 on trailer applications.

F. CRUISER CRADLE WHEEL CHOCK – TRAILER ONLY VERSION

Sized to fit most motorcycles, this wheel chock will keep your bike upright while you are transporting or working on your bike. Just two tie-down straps are required to hold the bike in place. The Trailer-Only chock can be removed from the trailer in seconds with four wing nuts or the optional E-Track Adapter and can be folded down when not in use. Includes all brackets and hardware to mount a trailer or lift table.

92900042

For use with models with vehicle weight up to 3000 lbs (1360 kg) and front or rear wheel size of 14 to 22 (355-560mm) rim diameter and 3.15 to 8.66 (80mm-220mm) nominal wheel width.

G. CRUISER CRADLE UNIVERSAL E-TRACK ADAPTER KIT

You can adjust the position of the chock anywhere along the E-Track for maximum flexibility in positioning a motorcycle and the chock can be adjusted side-to-side between 27 and 43 wide. The Universal E-Track Adapter Kit includes all the necessary hardware and including a Boomerang Bar for added Wheel Chock stability. Ratchet tie-downs are required for transporting the motorcycle.

92900043

For use with Cruiser Cradle Wheel Chock P/N 92900001 or 92900042 on trailer applications.

H. MOTORCYCLE SERVICE LIFT

The 1,100 lb capacity lift can raise any 2-wheel Harley® model 16.9 from the floor. The lift features 2 fixed and 2 swivel heavy duty wheels and a removable T-handle for easy maneuverability. Kit includes lift and 2 tie-down straps. Not available for sale in Europe, Middle East and Africa.

92900004

Fits Harley-Davidson® V-Twin models (except Trike and models equipped with a Sidecar). Softail® models require Frame Protector Kit P/N 94675-99. Twin Cam-equipped Dyna® models require Adapter Kit P/N 98965-99, both sold separately.

634 GARAGE

Motorcycle Tie-Downs

A. HARLEY-DAVIDSON® 1.5 GRADUAL RELEASE RATCHET TIE-DOWN STRAPS

600 lbs Working Load – 1.5 x 66

These heavy-duty ratchet straps provide maximum tensioning power and a higher working load capacity with the added benefit of being able to release the tension one click at a time. The ratchet is built with a comfortable molded grip handle and a dual-direction reversing drive that permits the spindle to rotate backward releasing tension until it reaches 60 lbs. This option helps eliminate the snap back release common with most standard ratchet designs under heavy load and also permits the even tensioning of straps without having to release all of the webbing and start over. The strap also features heavy-duty 6,000 lb abrasion-resistant Nylon webbing, a built in Soft Hook with vinyl coated full-size S hook on the fixed end and a large closed end carabiner hook on the adjustable end to keep it hooked securely during the tie-down process. Sold in pairs.

94706-10

Ratchet Straps with Integrated Soft Hook.

B. HARLEY-DAVIDSON 1.25 RATCHET TIE-DOWN STRAPS

400 lbs Working Load – 1.25 x 78

These 1.25 Harley-Davidson® Tie-Downs have a 1,200 lb capacity and feature Harley-Davidson scripted webbing with a loop handle for easy pulling. Vinyl-coated hooks feature spring loaded one-way wire loop gates that hold the hook in position, simplifying initial tie-down setup. Harley-Davidson Ratchet Tie-Down Straps feature lever-action ratchets for use when greater tensioning power is needed. Straps are also available with integrated soft hooks that are designed to keep the coated hard hooks away from delicate surfaces. Sold in pairs.

94704-10

Ratchet Straps with Integrated Soft Hook.

C. HARLEY-DAVIDSON® FLEECE SOFT HOOKS

400 lbs Working Load – 1.25 x 18

These 18 Soft Hooks are designed to keep ratchets, hooks and buckles away from delicate surfaces. The soft synthetic sheepskin cover cushions the surface and protects handlebars, triple trees and other tie-down points from scratches and abrasion. Each soft hook has a capacity of 2,400 lbs. Sold in pairs.

93100017

D. HARLEY-DAVIDSON SOFT HOOKS

400 lbs Working Load – 1.25 x 18

These Harley-Davidson 18 Soft Hooks keep ratchets and buckles away from delicate surfaces. Each soft hook has a capacity of 2,400 lbs. Sold in pairs.

94705-10

E. HOG TIES® SOFT HOOKS

600 lbs Working Load – 1.5 x 18

Wider and stronger, Hog Ties® Soft Hooks are designed to be used in conjunction with standard Hog Ties Straps to keep hooks from direct contact with handlebars, fairings, brake lines, wiring and painted surfaces. Secure to bike then secure tie-down hook to opposite end. Made with 6,000 lb Nylon webbing. Sold in pairs.

94650-98

F. ANCR A® RAT-PACK RATCHET STYLE TIE-DOWN STRAPS

400 lbs Working Load – 1 x 66

The original ratchet tie-down for motorcycles locks secure and provides the added tension needed to secure bikes and ATVs for longer hauls. Straps feature a wider grip ratchet handle, 4,500 lb abrasion-resistant nylon webbing, full-size vinyl coated S hooks on fixed ends and non-coated steel S hooks on the adjustable ends. Sold in pairs.

98187-90T



A. 1.5 GRADUAL RELEASE RATCHET TIE-DOWN STRAPS



B. HARLEY-DAVIDSON 1.25 RATCHET TIE-DOWN STRAPS




C. HARLEY-DAVIDSON FLEECE SOFT HOOKS



D. HARLEY-DAVIDSON SOFT HOOKS



E. HOG TIES SOFT HOOKS




F. ANCR A RAT-PACK RATCHET STYLE TIE-DOWN STRAPS



G. SECURITY ANCHOR




G. SECURITY ANCHOR INSTALLATION KIT



H. DISC BRAKE & ROTOR LOCK*



I. SIREN DISC BRAKE LOCK



J. DISC BRAKE LOCK*



K. LOOP CHAIN AND DISC BRAKE & ROTOR LOCK*

GARAGE 635

Motorcycle Locks

G. SECURITY ANCHOR

Lock down that motorcycle. This rugged Security Anchor is designed to create a permanent anchor point for use with security chains and locks. Secure it to your truck or trailer bed or to a garage floor. Includes masonry drill bit and bolts necessary to install into concrete. Corrosion resistant. Recommended to be used with Harley-Davidson® chains and locks, such as Loop Chain and Disc Brake & Rotor Lock (P/N 94869-10A). Recommended to be used with Harley-Davidson® Security Anchor Installation Kit (P/N 12600354) for use on trailers or truck beds.

92800013

Also available:

SECURITY ANCHOR INSTALLATION KIT

Required for installation of the Harley-Davidson Security Anchor (P/N 92800013) to a trailer or truck bed. For security use only, not to be used as a tie-down point

12600354

H. DISC BRAKE & ROTOR LOCK*

Secure your brake disc or sprocket. This lock features a fully removable 14mm lock with a large inside diameter to simplify the capture of chain links and cable loops. High-security double deadbolt design and tough-defeat lock cylinder. Soft vinyl coating on the lock protects your bike's finish. Corrosion resistant. Includes two standard keys, one lighted key, high visibility reminder cord, and a compact ballistic nylon storage pouch with belt clip. Limited lifetime manufacturer warranty*.

94868-10A Black.

Also available:

LOCK REMINDER CORD¹

Remember to remove your Disc or Fork Lock before beginning your ride with this high-visibility Reminder Cord. Flexible, coiled, bright orange cord loops from external lock to handlebar, acting as a visual indication that your lock is still engaged.

46318-04

I. SIREN DISC BRAKE LOCK

Designed to discourage roll-away theft, this rugged lock easily attaches to your disc brake and sounds a piercing alarm if the motorcycle is moved. Physical movement triggers a piercing 120dB audible alarm that acts as an additional theft deterrent. Audible alarm can be deactivated by key if only mechanical security is desired. 0.23 in (6 mm) diameter hardened-steel locking pin. Corrosion resistant. Includes two keys, high visibility reminder cord, and Lithium (CR2) battery. Limited lifetime manufacturer warranty; 2-year battery warranty *

92800012

J. DISC BRAKE LOCK*

Designed to discourage roll-away theft, this lock easily attaches to your disc brake. Compact and lightweight so it's easy to carry along in luggage or backpack. Easy to install on the front brake disc. Hardened drop-forged steel lock features a dual-reinforced high-security disc-style cylinder. Corrosion resistant. Includes two keys and high-visibility reminder cord.

94873-10A Black.

K. LOOP CHAIN AND DISC BRAKE & ROTOR LOCK*

Maximum protection for your motorcycle. This high-security Loop Chain features a 12mm triple heat treated boron manganese 6-sided link steel chain with cinch ring for securing your bike to stationary objects. Loop chain length: 4.25 ft (129 cm). Fully removable Disc Brake & Rotor Lock has a high-security double deadbolt design and tough-defeat lock cylinder, with a soft vinyl coating on the lock to protect your bike's finish. Corrosion resistant. Includes a fully removable 14mm lock, a double deadbolt design for added security, a high-security lock cylinder with anti-float discs and nylon molded dust cover, and a lighted key for nighttime locking. Limited lifetime manufacturer warranty*.

94869-10A Black.

! WARNING: Remove lock before operating motorcycle. Failure to remove lock could result in death or serious injury.

*KEY SAFE registration and replacement service is provided by the lock manufacturer. Information is included in the product packaging.

636 GARAGE

Motorcycle Locks

A. ARMORED CABLE LOCK

This tempered steel cable lock features a smooth vinyl cover to protect the frame and wheel from scratches. The braided cable offers improved cut resistance, and the integrated lock features a snap-shut cylinder with quarter-turn key movement. Kit includes 2 blade-style keys. Cable length: 6 ft (183cm). Cable is encased by hardened steel links to provide increased security. Corrosion resistant. Limited lifetime manufacturer warranty*

46089-98B

B. UNIVERSAL MOUNT HELMET LOCK

Lock your lid. This Universal Helmet Lock secures your helmet through its D-Rings directly to the motorcycle so the helmet can't be dropped or stolen. Easy to use – clicks into the locked position without fumbling with the key while holding the helmet. Mounts to tubes from .875 to 1.25 in diameter, including most handlebars, engine guards or bag guards, so you can select the most-convenient location on your bike. Includes tamper-proof and standard mounting screws so the lock may be permanently or temporarily attached to the motorcycle. Scratch resistant backing won't mar up the motorcycle finish.

.875 to 1.25 diameter tubing.

92800019 Chrome.

92800020 Black.

C. RETRACTABLE CABLE LOCK*

This multi-purpose retractable cable easily secures your personal items to your motorcycle or solid object, and is small enough to carry in a pocket or backpack. Slip it through a jacket sleeve or a helmet loop and secure to your bike or a fixed object. 3 ft (90 cm) cable length is long enough to secure many different personal items. Compact, lightweight, and easy to use so you never need to leave it at home. 4-digit resettable combination can be personalized so it's easier to remember. Universal fit

92800018


D. HARLEY-DAVIDSON® HELMET/JACKET SECURITY CABLE²

This handy cable is a great complement to the Harley-Davidson® Helmet Lock. Slide one end through your jacket sleeve or luggage, hook the loops at the end of the cable onto the Helmet Lock and attach it to your bike. And, if your helmet does not have D-rings, you can pass the cable through your helmet's chin piece, loop the ends through your Helmet Lock and lock it to your bike. Now your jacket, luggage and helmet are locked to your bike. When you're finished, it will recoil back to its original length and will slip easily into your pocket. The cable is made from 3mm thick nickel plated steel cable, is only 4.5 inches (11cm) long when coiled, stretches up to 6ft (180 cm) and has a load capacity of 200 lbs (100 kg).


52200004



A. ARMORED CABLE LOCK



B. UNIVERSAL MOUNT HELMET LOCK – CHROME



B. UNIVERSAL MOUNT HELMET LOCK – BLACK



C. RETRACTABLE CABLE LOCK*




D. HARLEY-DAVIDSON HELMET/JACKET SECURITY CABLE



E. LOCKING H-D DETACHABLES LATCH KIT – BLACK




F. HOLDFAST LOCKING LATCH – CHROME



F. HOLDFAST LOCKING LATCH – BLACK



G. UNIVERSAL SADDLEBAG LOCK KIT



H. LOCKING QUICK-RELEASE WINDSHIELD CLAMP

GARAGE 637

Motorcycle Locks

E. LOCKING H-D® DETACHABLES™ LATCH KIT

This unique lock replaces the cam-lock on your Harley-Davidson® Detachables™ accessories, providing additional security and peace of mind when parking your vehicle. Kit includes two extended-reach barrel-style keys for easy access to the lock. Key registration and replacement service is available. Sold in pairs.

Fits all models equipped with detachable Sideplates, Racks and Tour-Pak® Luggage Carriers (except '18-later Softail® models with HoldFast™ racks and uprights or '09-later Touring models equipped with detachable Solo Tour-Pak Rack).

92800008 Black.

F. HOLDFAST™ LOCKING LATCH

Secure your valuables. This locking system allows you to protect your HoldFast™ Sissy Bar, Luggage Rack or Tour-Pak Mounting Rack from theft, providing security and peace of mind when parking your vehicle. The kit includes (2) keys and (1) locking mechanism

Fits '18-later Softail models equipped with HoldFast detachable Sissy Bar, Luggage Rack or Solo Tour-Pak Mounting Rack.

52300513 Chrome.

52300514 Black.

Fits '18-later FLHC, FLHCS and FLDE models equipped with HoldFast detachable Two-Up Tour-Pak Mounting Rack.

52300518 Chrome.

52300519 Black.

G. UNIVERSAL SADDLEBAG LOCK KIT

Keep the contents of your existing soft-sided saddlebags safe from the grab-and-go thief. This unique kit features two extra-small barrel locks that can replace existing saddlebag snaps to perform double duty as locks or as snaps when you don't need to lock your bags. Can be keyed to match your barrel-style ignition key. Sold in pairs.

Fits most soft-sided leather and vinyl saddlebags. Does not fit FLHRC, FLHRS and Pan America models.

90300017 Random Key Code.

H. LOCKING QUICK-RELEASE WINDSHIELD CLAMP

Protect your investment. This Locking Quick-Release Windshield Clamp secures your windshield from grab-and-run theft, giving you peace of mind when you have to leave your bike unattended. The chrome-plated Locking Clamp replaces one of the Original Equipment windshield clamps, and features a push-button lock with a mini barrel-style key for easy removal. Kit includes one locking clamp and two matching keys.

57400536 39mm.

Fits '88-later XL (except '16-later XL1200CX and XL1200X) and '91-'05 Dyna® models (except FXDWG) equipped with Quick-Release style windshields.



***WARNING:** Chain or cable is to be used as a theft deterrent only. Use for towing, lifting or any other purpose could result in death or serious injury.

***KEY SAFE** registration and replacement service is provided by the lock manufacturer. Information is included in the product packaging.

638 GARAGE

Security Systems

A. H-D® SMART SECURITY SYSTEM – '07-LATER MODELS

The H-D® Smart Security System offers automatic self-arming and hands-free disarming for vehicle electronic security functions for your '07-later Harley® motorcycle. The Hands-Free Fob communicates directly on its own unique and individualized frequency with the Hands-Free Security Module and Antenna. Attach the Hands-Free Fob to your vehicle ignition key ring. As you upright your vehicle or switch the ignition on, the Hands-Free Fob will communicate the Security System disarm command allowing you to start your vehicle. After riding your vehicle, park and switch the ignition off with your key. Within 5 seconds the Security System will automatically self-arm, disabling your vehicle starter, ignition and electronic fuel injection (EFI). The Smart Security System includes Hands-Free Security Module (Integrated Security Sensor and Turn Signal Module or Body Control Module), 2 Hands-Free Fobs, Antenna Module, Antenna Harness and Antenna Mount (Dyna® models).

Also available:
H-D SMART SECURITY SYSTEM HANDS-FREE FOB
 Replacement/Additional Hands-Free Fob.

90300111
 Fits '17-later XL, Dyna®, Softail® (except '25-later Softail), Touring (except '23-later FLHXSE and FLTRXSE, '24-later FLHX, FLTRX and FLTRXSTSE and '25-later FLHXU) and Trike models equipped with H-D® Smart Security System. Does not fit Japan models. Dealer installation required.

90300117
 Fits '17-'20 XG models equipped with H-D Smart Security System. Requires activation. See your Harley-Davidson® dealer.

H-D FACTORY SECURITY SYSTEM – '06-EARLIER MODELS

Equip your '06-earlier Harley-Davidson® VRSC™, Sportster®, Dyna, Softail or Touring model with the security system designed and approved by The Harley-Davidson Motor Company.

When armed, the Security System disables the starter and ignition while monitoring the electrical system and vehicle motion with adjustable sensitivity. Minor disturbances trigger a momentary warning; major ones, an unbroken thirty-second alarm, after which the Security System returns to monitoring. A distinctive four-way flasher pattern is the alarm signal. An optional self-powered Smart Siren Kit adds a piercing scream that sounds even if the battery cable is cut.

The Security System is armed and disarmed with a remote control waterproof key fob utilizing state-of-the-art rolling code technology. If the key fob is not available, the rider may arm or disarm the system by keying a previously entered personal code on the turn signal switches. Kit includes 1 Key Fob.

Also available:
LITHIUM REPLACEMENT BATTERY – 3 VOLT
 Long-lasting, replaceable lithium coin-type battery for use in LED Temperature Dipsticks with Lighted LED Readout, Digital Touring Suspension Air Pump P/N 54000033 and Security Hands-Free Key Fob.

66000107
 CR2032 3V Lithium Replacement Battery.



A. H-D SMART SECURITY SYSTEM – '07-LATER MODELS



A. H-D SMART SECURITY SYSTEM – '07-LATER MODELS (41000021G SHOWN)



A. H-D SMART SECURITY SYSTEM – '07-LATER MODELS (68200-07A & 68207-07A SHOWN)

GARAGE 639

Security Systems

B. H-D® SECURITY SYSTEM SMART SIREN II

If your bike is equipped with an Original Equipment or accessory H-D® Smart Security System, this Smart Siren provides added security and convenience in one. The Harley-Davidson® Smart Siren II combines the functionality of the smart siren and pager transmitter into one easy-to-install unit. Featuring a built-in back-up power supply, the siren and transmitter functions will continue to operate even if the wires are cut or the vehicle battery is disconnected. When combined with the Pager Receiver II (sold separately), the integrated FM transmitter can warn of tampering up to 1/2 mile away. Smart Siren II features an enhanced sound chamber, a redesigned internal battery access cover and ultra-low power consumption during the standby mode. When activated, the Security System Fob arm and disarm commands are confirmed with a blink feature and '07-later models can be programmed to emit a chirp. Smart Siren II is certified for use in North America.

Also available:
SMART SIREN BATTERY REPLACEMENT KIT (not shown)
 Replacement Battery Kit for Harley-Davidson Factory Security System Smart Siren includes replacement nickel metal hydride battery and instructions.
69309-10



B. H-D SECURITY SYSTEM SMART SIREN II

H-D SECURITY SYSTEMS, NORTH AMERICA

Model Family	Model Year	Security System	Smart Siren II Kit**
VRSC™ (except VRSCF)	2007-2017	68207-07A	68328-06A
VRSCF	2009-2017	—	68328-06A
VRSC (except VRSCR)	2002-2006	—	68328-06A
VRSCR	2006	—	68328-06A
Trike	2009-2013	68200-07A	68328-06A
Touring and Trike	2014-later	—	68328-06A
Touring	2007-2013	—	68328-06A
Touring	2002-2006	—	68328-06A
Touring	2000-2001	—	68317-06A
Dyna®	2012-2017	—	68328-06A
Dyna	2007-2011	68207-07A	68328-06A
Dyna	2004-2006	—	68328-06A
Dyna	2000-2003	—	—
Softail®	2011-later	41000021G	68328-06A
Softail (except FXCW/C)	2007-2010	68207-07A	68328-06A
Softail FXCW/C	2008-2010	—	68328-06A
Softail	2003-2006	—	68328-06A
Softail	2001-2002	—	—
XL	2014-later	—	68328-06A
XL/XR	2007-2013	68200-07A	68328-06A
XL	2004-2006	—	68328-06A

*P/N 88115-03 Bank Angle Switch Kit (sold separately) or Security System P/N 68200-00D or 68200-07A are required for use on 2000-2013 FL Touring models equipped with a TLE/Ultra Sidecar.

**Pager function requires Remote Pager Receiver II P/N 91660-06 or 91672-07 (sold separately).

***'17-later XG models require separate purchase of siren mounting bracket P/N 69201473.

640 GARAGE

Security & Keys

A. INTEGRATED SECURITY & LOCKING FLIP FOB

This hands-free fob automatically arms and disarms its electronic security functions as you approach and walk away from the bike. Keyed to match all your bike's locks, the combination fob with fold-away retractable barrel key lets you save room on your key ring and let one device do all the work.

90300118

Fits '17-later XL, Dyna®, Softail® (except '25-later Softail), Touring (except '23-later FLHXSE, FLTRXSE, '24-later FLHX, FLTRX, FLTRXSTSE and '25-later FLHXU) and Trike models equipped with H-D® Smart Security System. Does not fit Japan models. Dealer installation required.

B. KEYED-TO-MATCH INDIVIDUAL REPLACEMENT LOCK PROGRAM

In the past, replacing a lock required the time and expense of re-keying a new lock or replacing all of the locks on your bike. Our Keyed-to-Match Program eliminates that hassle and allows you to order an exact replacement based on your lock's key code, right down to the quality you would expect from a stock Harley-Davidson® lock. Just ask your Dealer to refer to Bulletin Number 658B and they'll take care of your needs – lock, stock and barrel.

C. KEYED-TO-MATCH CUSTOM KEYS

Custom keys make a statement. Keys can be ordered through your Harley-Davidson® Dealer and will be keyed to match your ignition and fork lock and they are delivered in a leatherette gift box.

1. Commemorative CVO™ Model Ignition Key

Hand-polished brass key features a prismatic Bar & Shield logo set in a black field surrounded by Custom Vehicle Operations script. Available to CVO™ vehicle owners only.

71031-04 Barrel Style.
Fits '91-later models with barrel-style key.

2. Skull Ignition Keys

Key features the Harley-Davidson Skull logo in bright nickel with black accents.

71040-04 Barrel Style.
Fits '91-later models with barrel-style key.



A. INTEGRATED SECURITY & LOCKING FLIP FOB



A. INTEGRATED SECURITY & LOCKING FLIP FOB



B. KEYED-TO-MATCH INDIVIDUAL REPLACEMENT LOCK



C. KEYED-TO-MATCH CUSTOM KEYS



D. HARLEY-DAVIDSON SECURITY SYSTEM PAGER RECEIVER II – BATTERY POWERED



E. HARLEY-DAVIDSON SECURITY SYSTEM PAGER RECEIVER II – RECHARGEABLE



F. COTTON WINDSHIELD STORAGE BAG



G. HELMET HANGER – J-HOOK



H. JIFFY STAND COASTER

GARAGE 641

Security

HARLEY-DAVIDSON® SECURITY SYSTEM PAGER RECEIVER II

Designed to complement the Smart Siren II, this Pager Receiver can be linked to the vehicle with no additional installation. The Pager Receiver II monitors the Security System operation, and features multi-color LED indicators to display unique codes for arming, disarming and trigger modes. The Range Confirmation Signal (RCS) confirms and displays the signal reception. High-efficiency FM circuitry provides excellent reception, even in buildings and parking garages. Maximum effective range is up to 1/2 mile. The Pager Receiver II features selectable vibration or audible modes. The silent paging mode feature allows selectable programming trigger modes to avoid activating the siren.

D. PAGER RECEIVER II – BATTERY POWERED

The convenient built-in ultra-bright white LED flashlight helps light the way. The compact, lightweight receiver can be carried in your pocket, or the receiver holster can be clipped to a belt up to 1-3/4 wide. Kit includes receiver, holster and one 3V lithium battery. Operates in conjunction with the Security System Fob and Smart Siren II.

91660-06

Fits all models equipped with the Harley-Davidson® Security System Smart Siren II. Certified for use in North America.

E. PAGER RECEIVER II – RECHARGEABLE

The compact, lightweight receiver can be carried in your pocket or clipped to a belt. Kit includes receiver and UL-listed battery charger (AC-DC with output of DC 4.5V 50mA for North America). Operates in conjunction with the Security System Fob and Smart Siren II.

91672-07

Fits all models equipped with the Harley-Davidson Security System Smart Siren II. Certified for use in North America.

F. COTTON WINDSHIELD STORAGE BAG

This bag is constructed of breathable cotton material and is designed for a scratch-free storage area. The outside of the bag features an embroidered Bar & Shield logo to match the cotton cycle covers.

95982-98B

Fits all Harley-Davidson® windshields.

G. HELMET HANGER

Proudly display your collection of helmets. Harley-Davidson® Helmet Hangers keep your expensive helmet safe and out of the way. Designed to accommodate all types of helmets, these Helmet Hangers allow air to circulate inside to keep the liner fresh and dry. The rigid steel hooks feature a durable e-coated surface and soft rubber edges to protect the finish of the helmet. The wall-mount J-Hook design can be secured to a trailer wall, garage wall or most any flat surface. The universal S-Hook design hangs on doors, cubicle walls and closet rods.

93100034 J-Hook.

H. JIFFY STAND COASTER

Designed for use beneath the jiffy stand, this polypropylene coaster prevents the stand from sinking into soft surfaces such as dirt, asphalt and grass.

94647-98

Fits motorcycles equipped with a sidestand.

H-D® BATTERY CHARGERS

These new H-D® chargers are designed to do more than just charge your H-D® motorcycle battery. These chargers will effortlessly charge multiple battery voltages (6 and 12 volt) with chemistries such as flooded, gel, AGM and Lithium. You can also charge different types of batteries such as deep-cycle, marine, powersport and more. The chargers are completely automatic. You can leave these chargers plugged in 24/7 with no worries of overcharging. Best of all there is no technical knowledge required. Chargers are designed for use in any climate, altering each charge based on the ambient temperature and providing a more accurate recharge.

Additional Features

SMART INDICATORS










- H-D Chargers have smart indicators and diagnostics to quickly detect when the battery charger is connected in reverse polarity, connected to an incompatible battery, or if the battery is failing. These Chargers provide simple troubleshooting using advanced diagnostics
- Battery Failure
- Reverse Polarity
- High Voltage
- Standby

ERROR CONDITIONS PROVIDED

- Battery Below Start Voltage
- Reverse Polarity
- Battery Will Not Hold Charge
- Bulk Charge Timeout
- Battery Above Protection Voltage
- Charger Internal Temperature Too High
- Charger Ambient Temperature Too Cold

BRING BATTERIES BACK TO LIFE

- Auto Desulfation mode
- Auto Detection mode
- Auto Repair mode

	SMART INDICATORS	ERROR CONDITIONS PROVIDED	BRING BATTERIES BACK TO LIFE
1AH DUAL-MODE			
2AH DUAL-MODE			
5AH DUAL-MODE			



A. 1 AMP DUAL-MODE BATTERY CHARGER

A. 1 AMP DUAL-MODE BATTERY CHARGER

This fully-automatic Harley-Davidson® Dual-Mode Battery Charger is ideal for short- or long-term motorcycle battery charging needs. Selectable charge options provide optimal charging for Harley-Davidson® Lithium LiFe or AGM Lead-Acid batteries. Can be used to charge 12 volt and 6 volt batteries. Can be used with existing Harley-Davidson™ battery charging cords - no additional charging cords needed. Maximum charge rate of 1 amp. Harley-Davidson tested and validated. Backed by a 5-year limited warranty.

66000304

For use within the United States, Canada, Mexico and South America

66000308

For use within Europe, Middle East and Asia

66000305

For use within the United Kingdom

66000307

For use within Australia



B. 2.0 AMP DUAL-MODE BATTERY CHARGING STATION

B. 2.0 AMP DUAL-MODE BATTERY CHARGING STATION

Keep all your bikes fully charged and ready to ride. This fully-automatic 4-bank Harley-Davidson® Dual-Mode Battery Charger is perfect for short- or long-term motorcycle battery charging needs. 4-bank charging station can charge and maintain up to 4 batteries at once. Selectable charge options provide optimal charging for Harley-Davidson® Lithium LiFe or AGM Lead-Acid batteries. Can be used to charge 12 volt and 6 volt batteries. Can be used with existing Harley-Davidson® battery charging cords - no additional charging cords needed. Maximum charge rate of 2 amp. Harley-Davidson tested and validated. Backed by a 5-year limited warranty

66000319

C. 5.0 AMP DUAL-MODE BATTERY CHARGER

This fully-automatic Harley-Davidson® Dual-Mode Battery Charger is perfect for short- or long-term motorcycle battery charging needs. Selectable charge options provide optimal charging for Harley-Davidson® Lithium LiFe or AGM Lead-Acid batteries. Can be used to charge 12 volt and 6 volt batteries. Can be used with existing Harley-Davidson® battery charging cords - no additional charging cords needed. Features repair mode for AGM batteries. Maximum charge rate of 5.0 amp. Harley-Davidson tested and validated. Backed by a 5-year limited warranty.

66000309

For use within the United States, Canada, Mexico and South America

66000313

For use within Europe, Middle East and Asia

66000310

For use within the United Kingdom

66000312

For use within Australia



C. 5.0 AMP DUAL-MODE BATTERY CHARGER

644 GARAGE

Charging Accessories

A. HOG™ BOOSTER PORTABLE BATTERY PACK

Think of it as a kick start for your weak battery. This lightweight, compact lithium powered battery pack is ready and waiting to jolt your battery back to life. Small enough to fit in your saddlebag or backpack, this 1000 amp portable battery pack will restart your motorcycle in seconds. The HOG Booster easily connects to your motorcycle battery with high-quality alligator clips, and the sparkproof and reverse polarity protected connections help protect your bike's electrical system.

The HOG Booster's internal lithium battery can be recharged anywhere—from a wall outlet using your cell phone charging block, from your computer's USB port or from a 12V power outlet (with the included adaptor). A fully charged HOG Blaster will start up to 20 dead batteries. HOG Booster can also power and charge USB devices like cell phones and cameras to keep you in touch while on the road. The HOG Blaster also features a built-in 100 lumen flashlight with high, low and strobing SOS modes so you have a light source when you need it.

Complete kit includes HOG Booster unit, high-quality alligator clips and cables, 12V/cigarette lighter adaptor, handy storage bag and easy-to-read instruction manual.



A. HOG BOOSTER PORTABLE BATTERY PACK

Technical Data:

Internal Battery = Lithium Ion

Peak Current Rating = 1000A

Joules = 7000J

Micro USB (Input) = 5V, 2.1A

USB (output) = 5V, 2.1A

Weight = 2.4 lbs.

Flashlight Lumens = 100

USB Charger Rating = .5A–12 hrs; 1A–6 hrs; 2A–3 hrs.

66000130 For US and Canada markets.

66000147 For Europe, Middle East, Africa, Asia Pacific markets.

B. BATTERY BOOSTER TRAVEL CASE

This durable and rugged case will make it easy to transport and protect your Harley-Davidson Booster Portable Battery Pack (high-quality alligator clips and cables, 12V/Cigarette lighter adaptor and USB cable) wherever your travels will take you.

Designed for Booster Portable Battery Pack P/N 66000130 or 66000147 (sold separately).

66000347



B. BATTERY BOOSTER TRAVEL CASE

C. BATTERY CHARGING HARNESS WITH LED CHARGE INDICATOR

This Battery Charging Harness features an integrated LED indicator light that illuminates when your battery voltage drops to a level that requires charging. Just attach the ring terminals to your battery and route the harness for easy access to the plug connector. When the LED glows, it's time to connect the bike to a Harley-Davidson® Battery Charger. Compatible with all Harley-Davidson Battery Chargers, the harness features in-line 7.5 amp fuse protection, and the plug connector is protected with a weather-shield cap when not in use.

66000005

For use with Harley-Davidson 12-volt batteries.

D. BATTERY CHARGING HARNESS

Heavy-duty Battery Charging Harness with ring terminals and in-line 7.5 amp fuse protection for attachment to a Harley-Davidson 12-volt battery. The wiring harness utilizes a plug connector that is compatible with all Harley-Davidson Battery Chargers equipped with black connectors. The ring terminals are attached to the battery with the harness routed to allow access for the plug connector attachment to a H-D® Battery Charger. The harness plug connector is protected with an attached weather-shield cap when not in use.

94624-97B

For use with Harley-Davidson 12-volt batteries.

E. BATTERY CHARGING EXTENSION LEAD

Low-loss leads feature the same quick-disconnect 2-prong plugs as found on the charger unit and the available charging harnesses.

For use with most Harley-Davidson Battery Chargers.

99821-09 12.5'

99828-09 25'



D. BATTERY CHARGING HARNESS



E. BATTERY CHARGING EXTENSION LEAD



C. BATTERY CHARGING HARNESS WITH LED CHARGE INDICATOR



F. LITHIUM LIFE BATTERIES



G. H-D AGM BATTERIES

Motorcycle batteries built and rigorously tested to Harley-Davidson's exacting requirements. H-D® AGM battery ratings are determined by the strict regulations and testing of the Battery Council International.

! WARNING: Battery posts, terminals and related accessories contain lead compounds, chemicals known to the State of California to cause cancer and birth defects.

GARAGE 645

Batteries

F. LITHIUM LIFE BATTERIES

Power up with lithium Life battery technology, offering unequalled cranking power and a significant weight reduction over an AGM lead acid battery. Quality and performance backed by a 5-year limited warranty. A drop-in replacement for the Original Equipment battery with no fit adaptor or foam blocks required. Up to twice the life span of AGM lead acid battery*. When disconnected from the motorcycle a lithium battery will maintain its charge without maintenance for up to 12 months. The internal solid-state Battery Management System automatically detects over/under charging for more-reliable starting performance and protects the battery from deep discharge, over voltage and over temperature. For optimal charging, use a Harley-Davidson® Dual Mode Battery Charger (sold separately).

*Follow storage instructions for optimal service life

Note: Lithium batteries are not for everyone as they differ from AGM in terms of powering certain accessories or bikes that have been heavily modified from stock configurations. Be sure to ask your H-D® dealer if a Lithium battery is right for your application and use.

66000301 4AH
Fits '15-later XG, '04-later XL and '08-'13 XR models.

66000302 7AH
Fits '07-'17 VRSC™ (except '07 VRSCR), '97-'03 XL, '97-'17 Dyna®, '97-later Softail® models.

66000303 8AH
Fits '04-later Touring (except '23-later FLHXSE, FLTRXSE and '24-later FLHX, FLTRX, FLTRXSTSE and '25-later FLHXU) and '09-later Trike models.

G. H-D® AGM BATTERIES

Fits '07-'17 VRSC (except '07 VRSCR), '97-'03 XL, and '97-'17 Dyna and '97-later Softail models. Also fits Buell™ S1, S3/T, M2, and X1 models.

65989-97E Dual (Top and Side) Terminal Design.

66000207A International.

Fits '97-later Touring and '09-later Trike models.

66010-97E Dual (Top and Side) Terminal Design.

66000212A International.

Fits '15-later XG, '21-later Revolution® Max,'04-later XL and '08-'12 XR models. Also fits Buell 1125R/CR models.

65958-04C Dual (Top and Side) Terminal Design.

66000208A International.

Fits '02-'06 VRSC and '07 VRSCR models. Also fits Buell XB and Blast models.

65948-00C

66000206A International.

Fits '77-'78 XLCR, '79-'96 XL, '73-'94 electric start FX and FXR, '99-'00 FXR and '84-'90 Softail models. Replaces P/Ns 65991-82A and 65991-75C. Also fits Buell S2/T Thunderbolt™ models.

65991-82B

66000209 International.

Fits '80-'96 FLHR, FLHT and FLT Touring models.

66010-82B

66000210 International.

Fits '91-'96 Dyna and Softail models

65989-90B

66000211 International.

NOTE: Battery dimensions of Harley-Davidson AGM Batteries P/N 65989-97C, 65989-90B and 65991-82B may not allow use of accessory side covers on XL and Dyna models.

CONVENTIONAL BATTERIES* (not shown)

66006-29F 6V.

Fits '64-earlier FL and '63-earlier GE models.

Also available:

H-D® ELECTRICAL CONTACT LUBRICANT (not shown) Ideal for use on multi-pin connectors, bulb bases and battery terminals, this specially formulated Electrical Contact Lubricant offers excellent film strength that is resistant to water (including salt water). Safe for use on tin, nickel, copper, brass, gold and silver contacts, and the formula is compatible with electrical connector plastics and elastomers.

11300004 1 oz (28 g) Tube.

646 GARAGE

Tools

A. ALL-IN-ONE FOLDING TOOL

This kit is the ideal traveling companion. This compact folding tool is equipped to perform the basic on-the-road service functions on most late-model Harley-Davidson® motorcycles. Large comfortable handle with a soft grip adds leverage, and holds the foldaway tools. Tool selection: Torx® bits – T27, T40; Hex Bits – 3/32, 1/4, 3/8; Screwdriver Bits – Phillips, slotted; Open end wrenches (2) – 9/16, 1/2, 10mm. Kit includes nylon pouch with hook-and-loop closure and Bar & Shield logo.

94435-10

Fits '02-later models (except VRSC™, XG RA1250 and RA1250S models).

B. 8-IN-1 SCREWDRIVER

Ideal tool for most of the screws on H-D® products. The unique 8-in-1 design conveniently stores all fittings within handle. Included are #40, 30, 27 and 25 Torx, #2 and 3 Phillips and 2 slotted driver bits. Quality engineered by Snap-On® with lifetime guarantee against breakage.

94669-00

C. COMBINATION AXLE WRENCH

Individual combination front and rear axle wrenches available for your model.

94697-08 .9375 & 36mm.

Fits '08-'17 Dyna®, '08-later Softail® and Touring models.

D. SHOCK ADJUSTMENT SPANNER

The Universal Spanner is small enough to carry in a H-D® Tool Kit, and is designed to adjust the spring load on all mechanically adjustable H-D® rear shock absorbers.

94448-82B

For use on models with mechanically adjustable H-D rear shock absorbers. Does not fit XG500, XG750, XR, '16-later XL, XL models equipped with Premium Emulsion Shocks P/N 54000076, 54000077 or Dyna models with Premium Emulsion Shocks P/N 54000066.

E. BELT TENSION TESTER TOOL

Use to check tension on secondary belt.

40006-85

F. STAINLESS STEEL TRAYS WITH MAGNETIC BASE

Convenient storage tray with a magnetic base secures small metallic parts during maintenance. Use it horizontally, vertically or upside down. The magnetic base is covered with a protective coating to prevent damage to surface finishes.

94793-01 6 Diameter.



A. ALL-IN-ONE FOLDING TOOL



B. 8-IN-1 SCREWDRIVER



C. COMBINATION AXLE WRENCH



D. SHOCK ADJUSTMENT SPANNER



E. BELT TENSION TESTER TOOL



F. STAINLESS STEEL TRAYS WITH MAGNETIC BASE

GARAGE 647

Tools

G. HARLEY-DAVIDSON® PREMIUM TOOL KIT

This Premium Harley-Davidson® branded Tool Kit features all the tools you need for common maintenance on your motorcycle. The heavy-duty tools are conveniently secured in a hinged carrying case, and lock in place for simple organization. Tools feature large, easy-to-read size indicators, and are stamped with the classic Harley-Davidson script. Limited Lifetime Manufacturer's Warranty.

64-Piece Kit includes:

- 1 – Quick-Release Ratchet (3/8 Drive)
- 1 – 3 Extension (3/8 Drive)
- 1 – 6 Extension (3/8 Drive)
- 1 – Universal Joint (3/8 Drive)
- 11 – SAE Deep Sockets 3/8 – 1 (3/8 Drive)
- 8 – Metric Deep Sockets 10mm – 17mm (3/8 Drive)
- 1 – Spark Plug Socket 5/8 (3/8 Drive)
- 6 – Hex Sockets 1/8 – 3/8 (3/8 Drive)
- 6 – Torx® Sockets T25-T50 (3/8 Drive)
- 2 – Spinner Handle (1/4 Drive) with Adaptor
- 6 – Bits (Slotted, Phillips, Torx)
- 9 – SAE Combination Wrenches 1/4 – 3/4
- 8 – Metric Combination Wrenches 8mm – 17mm
- 1 – Diagonal Pliers – 7
- 1 – Slip Joint Pliers – 8
- 1 – Needle Nose Pliers – 8

14900033

H. HARLEY-DAVIDSON TOOL KIT

This is the ideal carry-along tool kit for your Harley-Davidson® motorcycle. The kit was developed to perform most service functions and weigh as little as possible to keep your load light.

94819-02

For use with '86-later XL, '08-'13 XR, '99-'17 Dyna®, and '99-later Softail®, Touring, and Trike models.

I. TOOL KIT FOR PAN AMERICA® MODELS

Provides tools necessary for external service and maintenance of your vehicle.

14900127

For use with '21-later Revolution® Max equipped models.



G. HARLEY-DAVIDSON PREMIUM TOOL KIT



H. HARLEY-DAVIDSON TOOL KIT



I. TOOL KIT FOR PAN AMERICA MODELS

648 GARAGE

Air Filters

A. HARLEY-DAVIDSON® ORIGINAL EQUIPMENT AIR FILTER ELEMENTS

Late-model pleated paper type elements with aluminum back plates.

29400078

Fits '15-'20 XG models (except XG750A).

29331-04

Fits '04-'13 XL models with oval air cleaner assembly.

29400015

Fits '14-later XL models with round air cleaner cover.

29377-08 Fits '08-'12 XR models.

29437-01A Fits '02-'17 VRSC™ models.

29400042

Fits '99-'06 carbureted Twin Cam equipped models, '01-'15 EFI Softail® (except '08-'11 FLSTSB, '11-later FXS, '12-later FLS and '13-later FXDB) and '02-'07 EFI Touring and Dyna® models.

29633-08 Fits '08-'13 Touring and Trike models.

29400267

Fits '18-later FLFBS, FLHCS, FXBRS and FXFBS and '17-later CVO™ Touring models with Milwaukee-Eight® engine and ventilator air cleaner.

29400248

Fits '18-'24 Softail® models (except FLFBS, FLHCS, FXBBS, FXBRS, FXFBS and FXLRS).

29400045

Fits '16-'17 Softail (except FLSTFBS) and '14-'16 Touring and Trike models.

29400212

Fits '17-later Touring and Trike models with Milwaukee-Eight engine and wedge-shaped air cleaner.

29191-08

Fits '08-'15 Dyna models with teardrop air cleaner.

29314-08

Fits '13-later FXDB, '12-'15 FLS, '08-'11 FLSTSB and '11-'13 FXS models.

29509-06 Fits '06-'10 FLHTCUSE models.

29462-99

Fits '99-'01 EFI Twin Cam models (except '01 Softail).

29291-95

Fits '95-'99 Evolution® 1340 equipped models with electronic fuel injection (EFI).

29259-91A

Fits '91-'95 Evolution 1340-equipped Dyna, FXR, Softail, and Touring models.

29331-96

Fits '88-'03 Evolution XL models.

29325-95A

Fits '95-'03 Evolution XL and 1340 models. (International models only. See your Dealer.)



A. HARLEY-DAVIDSON ORIGINAL EQUIPMENT AIR FILTER ELEMENTS



A. XR1200 AIR FILTER ELEMENT



A. VRSC AIR FILTER ELEMENT



B. SCREAMIN' EAGLE AIR FILTERS

GARAGE 649

Air Filters

C. SCREAMIN' EAGLE® HIGH-FLO K&N® AIR FILTER ELEMENT

K&N® replacement air filters are engineered to improve airflow for increased horsepower and quicker acceleration. K&N filters provide excellent filtration, and because they are washable and reusable, you can clean the filter whenever conditions demand. Designed as direct replacements for specified fitments.

NOTE: These washable and rechargeable filters use a special coating to help filter fine particles from the incoming air. With time, the oil in the filter will dissipate and the element will begin to turn gray. Clean the surface and renew the original red color with an application of K&N Air Filter Care products.

1. 29400020 High-Flow–Multi-fit. Fits '07-later XL, '99-'07 Dyna®, '00-'15 Softail® and '99-'07 Touring models equipped with High-Flow Air Cleaner Kits. Replacement for P/N 29442-99E.

1. 29400358 High-Flow – Multi-fit. Fits '18-later Softail and '17-later Touring and Trike models equipped with round High-Flow Air Cleaner P/N 29400355 or 29400356.

2. 29400019 High-Flow–Touring. Fits '16-'17 Softail and '08-'16 Touring and Trike models equipped with High-Flow Air Cleaner Kit. Replacement for P/N 29244-08.

3. 29400247 High-Flow – Wedge. Fits '17-later Touring and Trike models equipped with Wedge High-Flow Air Cleaner Kit P/N 29400245 or 29400246.

4. 29400065 Extreme Billet. Fits '15-later XG, '16-'17 Softail® and '08-'16 Touring and Trike models equipped with Extreme Billet Agitator and Chisel Air Cleaner Kits.

4. 29400118 Extreme Billet & Rail. Fits '07-later XL, '08-'17 Dyna and '08-'15 Softail and models equipped with Extreme Billet Chisel and Agitator or Rail Collection Air Cleaner Kits.

4. 29400359 Extreme. Fits '18-later Softail and '17-later Touring and Trike models equipped with round High-Flow Air Cleaner P/N 29400357.

5. 29400109 Burst Collection. Fits '08-'17 Dyna and Softail models, '08-'16 Touring and Trike models equipped with Burst Collection Air Cleaner Kits.

6. 2940022A Ventilator–Multi-fit. Fits models equipped with Twin-Cam Ventilator and Extreme Billet Ventilator Performance Air Cleaner Kits. Replacement for P/N 29670-09.

7. 29400293 Ventilator. Fits '18-later Softail, '17-later Touring and Trike models equipped with Ventilator Air Cleaner P/N 29400298 or 29400299.

8. 29424-05B Heavy Breather–Multi-fit, Chrome. Fits models equipped with Heavy Breather Kit P/N 29098-09, 29299-08, 29080-09 or 29264-08.

8. 29702-08B Heavy Breather–Touring, Chrome. Fits models equipped with Heavy Breather Kit P/N 29006-09B, 29253-08B, 29000065 or 29400105.

8. 29400297 Heavy Breather–Touring, Black. Fits '16-'17 FXDLS and models equipped with Heavy Breather Kit P/N 29006-09B, 29253-08B, 29000065 or 29400105.

9. 28714-10 Heavy Breather–Compact, Chrome. Fits '08-'16 Touring and Trike models equipped with Compact Heavy Breather Kit P/N 28716-10A.

10. 29400141 Heavy Breather Elite, Chrome. Fits models equipped with Screamin' Eagle® Heavy Breather Elite Performance Air Cleaner Kit P/N 29400407 and 29400406.

10. 27300139 Heavy Breather Elite, Black. Fits Replacement air filter for models equipped with Screamin' Eagle Heavy Breather Elite Performance Air Cleaner Kit P/N 29400285.

11. 29400276 Heavy Breather, Black. Fits '18-later Softail, '17-later Touring and Trike models equipped with Heavy Breather Air Cleaner P/N 29400263 or 29400264.

12. 29400275 Heavy Breather, Chrome. Fits '18-later Softail, '17-later Touring and Trike models equipped with Heavy Breather Air Cleaner P/N 29400263 or 29400264.



C. SCREAMIN' EAGLE HIGH-FLO K&N AIR FILTER ELEMENT



C. SCREAMIN' EAGLE HIGH-FLO K&N AIR FILTER ELEMENT – HEAVY BREATHER



C. SCREAMIN' EAGLE HIGH-FLO K&N AIR FILTER ELEMENT – HEAVY BREATHER

650 GARAGE

Spark Plugs

A. SCREAMIN' EAGLE® PERFORMANCE SPARK PLUGS

SPARK PLUGS

Screamin' Eagle® Spark Plugs feature double platinum coating for superior erosion resistance and extended life. The V trimmed ground electrode reduces shrouding of the flame front to promote flame propagation, and the fine wire center electrode enhances startups and ignitability. Screamin' Eagle Plugs feature Ribbed Core Technology (RCT) that provides resistance to fouling, and are designed with Original Equipment-style noise suppression to prevent electrical interference with radios and CB communication equipment. Works great in racing applications where rich air/fuel conditions are required. Unique style with Screamin' Eagle logo. Sold in pairs.

Standard Compression Applications

Designed for modified engines including performance carburetors, high-flow air cleaners, camshafts, exhaust systems and ignition systems in conjunction with stock compression ratios.

31600106 Standard Compression Applications. Fits '99-'17 Twin Cam-equipped models, and '86-later Evolution® Sportster® 883, 1100 and 1200 models.

31600085 Standard Compression Applications. Fits '15-'20 XG models and '17-later Milwaukee-Eight® engine equipped models.

31600180 Fits '21-later Revolution Max® engine equipped models.

High Compression Applications

These plugs are designed for high-performance applications involving modifications in high-flow air cleaners, camshafts, exhaust, performance heads, ignition components, higher compression ratios above Original Equipment configurations or engines specific for racing applications.

31600105 High Compression Applications. Fits '99-'17 Twin Cam-equipped models, '86-later XL and XR and Evolution® 1340 models equipped with Screamin' Eagle Performance Cylinder Heads.

B. HARLEY-DAVIDSON® GOLD SPARK PLUGS

A special thread and shell coating ensures quick and easy removal from aluminum heads and resists corrosion. A gold palladium insert extends life and improves resistance to corrosion. The tapered tip provides better spark exposure to air/fuel mixture and allows the mixture to flow more easily through gap area for maximum combustibility. Fouling resistance is improved with smaller diameter center electrode wire and insulator tip. Plus, a copper-cored ground electrode runs cooler for extended life.

32365-04 (6R12G) Fits '86-later XL and '99-'17 Twin Cam-equipped models or use in place of No. 6R12.

32367-04 (5R6AG) Fits later '78-'84 Shovelhead and '84-'99 Evolution 1340-equipped models or use in place of Nos. 5R6A and 5RL.

27794-08 (10R12X) Fits '08-'12 XR models.

C. HARLEY-DAVIDSON® ORIGINAL EQUIPMENT SPARK PLUGS

32335-04 (10R12A) Fits '02-'17 VRSC™ models.

31600012 (6R10) Fits '15-'20 XG models and '17-later Milwaukee-Eight engine equipped models.


32342-04 (5R6A) Fits later '78-'84 Shovelhead and '84-'99 Evolution 1340-equipped models.

32362-04A (6R12) Fits '86-later Evolution-equipped XL models and '99-'17 Twin Cam-equipped models.

32338-04 (4R5) Fits '71-'85 Sportster.

32336-04 (4R) Fits '54-'56 KH, '57-'70 XL-900, '71-'85 Iron Sportster and '48-'74 FX and FLH models.

32337-04 (3-4) Fits '48-'74 FLH/FX.



A. SCREAMIN' EAGLE PERFORMANCE SPARK PLUG



B. HARLEY-DAVIDSON GOLD SPARK PLUGS



C. HARLEY-DAVIDSON ORIGINAL EQUIPMENT SPARK PLUGS

GARAGE 651

Brake Pads

D. H-D® ORIGINAL EQUIPMENT BRAKE PADS

Front

41300169 Front. Fits '16-'20 XG models (Left Side on XG750A).

41300196 Front. Fits '17-'20 XG750A models (Right Side).

42897-08 Front. Fits '08-'17 VRSC™ models.

42897-06A Front. Fits '06-'07 VRSC models.

41300004 Front. Fits '14-later XL models.

42831-04A Front. Fits '04-'13 XL models.

42739-08 Front. Fits '08-'13 XR models.

46363-11 Front. Fits '12-'17 Dyna® and '11-'14 Softail® (except Springer™) models.

41300102 Front. Fits '15-later Softail models.

44082-08 Front. Fits '08-'11 Dyna and '08-'10 Softail (except Springer) models.

41854-08 Front. Fits '18-later Softail®, '17-later Touring (except '23-later FLHXSE and FLTRXSE and '24-later FLHX, FLTRX, FLTRXSTSE and '25-later FLHXU) and '04-'22 XL models.

44063-83D Front. Fits '84-'99 XL, '84-'86 FX, '84-'99 FXR, '91-'99 Dyna, '00-later Springer, '84-'99 Softail and '84-'99 FLHR, FLHT and FLT models.

41300027 Front. Fits '14-'18 Trike models.

Front & Rear

41300072 Front/Rear. Fits '15 XG models

44082-00E Front/Rear. Fits front and rear brakes on '00-'05 VRSC, '00-'03 XL and '00-'07 Dyna, Softail and Touring models (except front brakes on FXSTS and FLSTS Springer). Does not fit '06-'07 rear brakes on FLSTFSE, FXST, FXSTB and FXSTS models.

Rear

41300161 Rear. Fits '16-'20 XG models.

42850-06B Rear. Fits '06-'17 VRSC models.

41300053 Rear. Fits '14-later XL models.

42029-07 Rear. Fits '07-'13 XL models.

42836-04A Rear. Fits '04-'06 XL models.

42310-08 Rear. Fits '08-'13 XR models.

41300197 Rear. Fits '18-later Softail models.

42298-08 Rear. Fits '08-'17 Dyna and Softail models.

44209-87D Rear. Fits later '87-'99 XL, FXR, Softail and '91-'99 Dyna models.

41852-08B Rear. Fits '08-later Touring models. Does not fit Trike models.

43957-86F Rear. Fits '86-'99 FLHR, FLHS, FLHT and FLT models.

41300033 Rear. Fits '14-'18 Trike models.

83911-09B Rear. Fits '09-'13 Trike models.

41300214 Rear. Fits '19-later Trike models.



D. H-D ORIGINAL EQUIPMENT BRAKE PADS

652 GARAGE

Tire Accessories

A. MOTORCYCLE TIRE PRESSURE MONITORING SYSTEM

Proper tire pressure is critical to the operation of your motorcycle. The Harley-Davidson® Tire Pressure Monitoring System (TPMS) takes the hassle out of monitoring your vehicle's front and rear tire pressure manually. The TPMS alerts the rider to low tire pressure as soon as the vehicle is started. While riding, receive low-pressure alerts via your H-D® Speedo/Tach or via the H-D™ Connect mobile app.

42300124A

Fits '20-later Touring models (except FLHXSE, FLTRXSE Japan models and Trike models) equipped with Original Equipment or Accessory wheels that accept a 90 degree TPMS sensor. Fits '21-later RA1250 and RA1250S models (except Japan) with Cast Wheels.



A. MOTORCYCLE TIRE PRESSURE MONITORING SYSTEM

B. TIRE PRESSURE GAUGE AND FILL VALVE

Simplify checking the air pressure level and filling the tires on your motorcycle. This Tire Pressure Gauge features an 18 flexible hose and 2-way air chuck with both a 45° fill port and a unique side fill port that provides easy straight-in access to hard-to-reach motorcycle valve stems. The dual-range instant-read gauge measures pressures from 0-60 psi and 0-400 kPa, and is protected from impact and abrasion by a thick rubber collar. Designed to fit an air compressor with a standard 1/4 quick-disconnect coupler, this gauge allows you to check the pressure and fill the tire without removing the chuck from the tire. Just apply the chuck to the valve stem, read the pressure and add air by depressing the comfortable trigger lever. And for checking tire pressure on the road, you can use this tool like any standard tire gauge.

12700096A

C. COMPACT AIR COMPRESSOR WITH LIGHT

Correct tire pressure is crucial to safe operation and long tire life, but checking the pressure, finding a gas station with a working air pump and filling the tire is a chore that many of us ignore. The Compact Air Compressor is designed to simplify this necessary procedure. The compact, lightweight 12V pump is designed for life on the road. The all-in-one pump plugs into your bike's battery charging harness, and features a built-in 0-160 psi pressure gauge and bright LED work light. The 11 air hose and 6' fuse-protected power cord easily reach the front and rear wheels, and are stored in convenient compartments when not in use. The lightweight pump features durable, impact-resistant construction, and is small enough to fit easily in a saddlebag or strap-on luggage. Kit includes pump, valve stem extension and nylon carrying bag.

12700020



B. TIRE PRESSURE GAUGE AND FILL VALVE



C. COMPACT AIR COMPRESSOR WITH LIGHT



D. VALVE STEM EXTENSION



E. COMPACT TIRE GAUGE AND TREAD DEPTH INDICATOR WITH STAINLESS STEEL LEAD



F. DIGITAL TIRE PRESSURE GAUGE



G. TIRE GAUGE AND TREAD DEPTH INDICATOR WITH EMBOSSED LEATHER POUCH

GARAGE 653

Tire Accessories

D. VALVE STEM EXTENSION

Sometimes there's just not enough space around the tire's valve stem for the gas station air chuck and hose to reach. Brake rotors, sprockets and saddlebags get in the way and keep the air chuck from making an airtight seal. When that happens, this Valve Stem Extension provides easy access. Simply screw the extension in place on the stem, fill the tire to the proper pressure, remove the extension and replace the valve stem cap. Then toss the extension in your saddlebag or tool roll for the next time.

42300009

E. COMPACT TIRE GAUGE AND TREAD DEPTH INDICATOR

Combination dial air pressure and tread depth gauge provides easy access to the valve stem. A durable internal diaphragm provides accurate air pressure readings with a dual range indicator for 0-60 psi and 0-400 kPa readings. The pressure relief valve is activated by a push button to eliminate inner gauge air pressure after use. The integrated tire tread depth gauge features a dual-range color-coded indicator, calibrated in 1/32 (0-14/32) and millimeters (0-11mm), for monitoring tread wear. A protective rubber boot covers the housing to protect the gauge from impact and abrasion.

75137-98B

Compact with braided stainless steel lead.

F. DIGITAL TIRE PRESSURE GAUGE

Back-lit Digital Tire Pressure Gauge is easy to read at any time of day. Providing accurate pressure readings in 0.50 psi increments up to 60 psi. Scale can be changed to read psi, bar, Kg or kPa pressure with the touch of a button. This versatile gauge features a 12 braided line and 90 degree angle chuck for easy access to valve stems, and a tough rubber jacket to protect the gauge from damage. Batteries are included.

75158-10

G. TIRE GAUGE AND TREAD DEPTH INDICATOR WITH EMBOSSED LEATHER POUCH

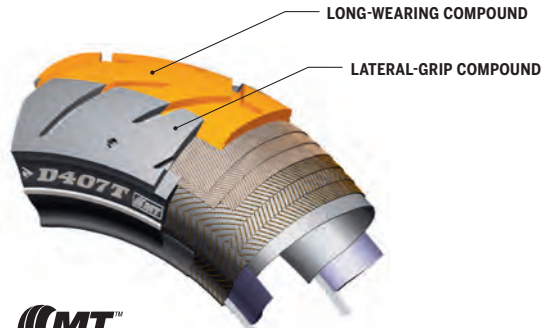
Chrome-plated steel gauge housing with Harley-Davidson script and 90 degree air chuck. Dual range indicator for air pressure and tire tread depth readings. Calibrated for 10-50 psi and 0-32/32 tread depth readings. Rotate the indicator shaft 90 degrees in the housing for 70-345 kPa and 0-30mm tread depth readings. Complete with a Bar & Shield logo embossed leather pouch.

75110-98B

DUNLOP® HARLEY-DAVIDSON®

Since 1984, Dunlop® Tires has provided Original Equipment and service replacement tires for Harley-Davidson® motorcycles. Dunlop is recognized as the world-leader in motorcycle tire design, engineering and manufacturing excellence.

DUNLOP HARLEY-DAVIDSON TIRE SERIES



MT MULTI-TREAD
Dunlop D407T and D401T tires feature MT Multi-Tread™ technology that pairs a long-wearing center compound with a high-grip side compound for improved ride, handling and tread life.

Refer to H-D.com/shop for tire fitments or see your Dealer.

DUNLOP HARLEY-DAVIDSON D408F TOURING TIRE



DUNLOP® HARLEY-DAVIDSON® TIRES

D407/D407T/D408 TOURING

The D407/D408 tire is constructed for '09-later FL Touring, select Softail® and specific Custom Vehicle Operations™ (CVO™) models and is available exclusively through Harley-Davidson® Dealers. The FL Touring rear tires feature Dunlop's advanced MT Multi-Tread™ technology.

- Tire features bold Harley-Davidson script on the sidewall.
- MT Multi-Tread rear tire incorporates a tough tread compound in the center that runs cooler to provide stability, excellent traction under braking and long life and to each side is a section of lateral-grip compound that enhances traction at higher lean angles for great grip while cornering.
- Reinforced multi-layer tire carcass gives the tire strength for long life and provides stability at highway speeds and maximum lean angles.
- Bold, angled lateral grooves in the tread pattern evacuate water from the contact patch on wet roads.
- The D407/D408 is available in blackwall, slim white and wide white sidewall styles.
- The D407T is only available in blackwall style.



Blackwall

Slim Whitewall



Blackwall

Slim Whitewall

Wide Whitewall

Engraved Wide Whitewall

D402 TOURING

Built with a three-ply polyester casing with two fiberglass belts, the D402 offers greater load-carrying capacity and stability.

- Computer-optimized tread profile with offset center groove improves rider confidence over rain grooves and steel-grated bridges, while reducing cupping for even wear.
- The D402 is available in blackwall, slim whitewall, wide whitewall and engraved wide whitewall styles.



Blackwall

Wide Whitewall

Blackwall

Blackwall

D401/D401T CRUISER

An advanced tread pattern and specifically formulated compound deliver outstanding grip in wet or dry weather and provide long tire life.

- D401 tires use bias or bias-belted construction and incorporate a computer-optimized tread profile to reduce cupping for even wear.

GT502 PERFORMANCE

GT502 Performance Tires feature an optimized profile, contact patch and compound for superior grip in dry conditions, with solid grip during wet weather riding conditions.

SIGNATURE SERIES

Signature Series Tires are packed with features for responsive handling and confident cornering to tighten the connection between you and the road.

MICHELIN® TIRES

Since 1889, Michelin® has been a leader in the tire industry. From introducing the world's first radial tire in 1946, to being the first to use radial motorcycle tires in race competition, Michelin has demonstrated its dedication to producing some of the world's most innovative tire products. A leader in racing technology, Michelin researches, tests and develops tire solutions in the most demanding form of racing competition. Harley-Davidson® motorcycle riders benefit from that technology, as Michelin transfers track technology into Harley-Davidson motorcycle riding confidence and performance.



MICHELIN SCORCHER® 31 BLACKWALL

Refer to H-D.com/shop for tire fitments or see your Dealer.



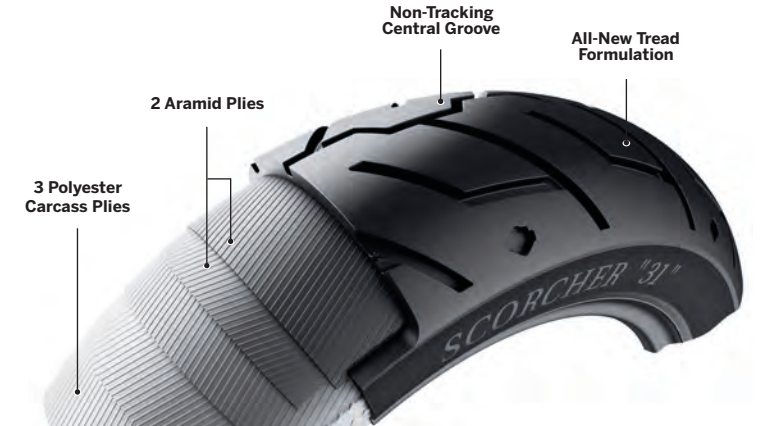
MICHELIN® · HARLEY-DAVIDSON® TIRES

MICHELIN® SCORCHER® TIRES

Made exclusively for Harley-Davidson

The Scorchers is the first Michelin®-Harley-Davidson® co-branded tire, with a bold Harley-Davidson script on the sidewall. Featuring an exceptional combination of durability, comfort and handling. The Scorchers 11 and Scorchers 31 are factory-installed on many models, and can be installed as a replacement tire on other specified models.

- **Rear Tire Architecture:**
Provides stability, great handling, plus comfort.
- **3 Polyester Carcass Plies:**
Strong and supple casing for comfort on long rides.
- **2 Aramid Belt Plies:**
Maintains consistent contact patch for a long and even wear life.



MICHELIN Scorchers 31

- **Remarkable Grip:**
Innovative rubber compounds, incorporating know-how derived from Michelin's decades of road-racing experience, provide remarkable grip on both wet and dry roads.
- **Exceptional Comfort and Handling:**
The supple casing design and profile of MICHELIN® Scorchers® 31 tires promote rock-solid handling on winding roads.
- **Long Mileage:**
Michelin carbon black-enriched rubber compounds promote excellent durability without compromising performance.

MICHELIN Scorchers 11

- **Outstanding Grip:**
Semi-slick tread pattern maximizes the contact patch for excellent adhesion on dry roads. Optimized tread groove design efficiently evacuates water for dependable wet grip.
- **Excellent Tread Life:**
Derived from Michelin's championship-winning racing tires, newly developed rubber compounds combine durability and high performance.
- **Precise Handling:**
The latest generation of Michelin radial technology allows for easy maneuverability and impressive agility.



MODEL FITMENT	STOCK OR OPTIONAL FITMENT	TREAD	SIZE	RIM SIZE IN INCHES	SIDEWALL STYLE	PART NUMBER	PRICE
---------------	---------------------------	-------	------	--------------------	----------------	-------------	-------

SPORTSTER® - FRONT

DUNLOP® HARLEY-DAVIDSON® PERFORMANCE TIRES

'96-'03 XL1200 Sport	Stock						
'04-'22 XL (except XL Custom, XL1200X, XL1200CX, XL1200V, XR1200/X, XL1200T, XL1200XS, or '11-'22 XL883L)	Optional	GT502F	100/90-19	2.15 x 19	BW	40554-04A	
Requires installation of matching GT502 Rear Tire P/N 40555-04A"							
'16-'22 XL1200CX	Stock	GT502F	120/70R19	3.00 x 19	BW	43100026	
'99-'09 XL883C	Optional	GT502F	80/90-21	2.15 x 21	BW	43117-09	
'96-'10 XL1200C							

DUNLOP HARLEY-DAVIDSON TIRE SERIES

'10-'22 XL1200X	Stock '10	D402F	MT90B16	3.00 x 16	BW	43022-91A	
'04-'22 XL (except XL Custom, XL1200X, XL1200CX, XL1200V, XR1200/X, XL1200T, XL1200XS, XL1200NS or '11-'22 XL883L)	(BW) Stock '04-'10	D401F	100/90-19	2.15 x 19	WWW	55193-10	
'91-'09 XL883, XL883R, XL883 Hugger™ (except XL Custom)					BW	43100063	
'88-'03 XL1200 (except XL Custom, XL Sport)	Stock	D401F	100/90-19	2.15 x 19	BW	43100063	
'83-'84 XR1000							
'96-'10 XL883C, XL1200C		D402F	MH90-21	2.15 x 21	BW	43104-93A	
'12-'16 XL1200V		D402F	MH90-21	2.15 x 21	MWW	43100004	

MICHELIN® HARLEY-DAVIDSON TIRE SERIES

'11-'22 XL1200C	Stock '11-later	SCORCHER 31	130/90B16	3.00 x 16	BW	55035-11A	
'18-'22 XL1200XS							
'10-'22 XL1200X	Stock	SCORCHER 11F	120/70ZR18	3.50 x 18	BW	40879-11A	
'11-'22 XL883L							
'08-'13 XR1200/X	Stock '12-'13						
'14-'22 XL1200T	Stock	SCORCHER 11T	120/70ZR18	3.50 x 18	BW	43100021A	
'04-'22 XL (except XL Custom, XL1200XS, XL1200X, XL1200CX, XL1200V, XR1200/X, XL1200T or '11-'22 XL883L)	Stock '11-later	SCORCHER 31	100/90B19	2.15 x 19	BW	43258-07B	
'12-'16 XL1200V	Optional	SCORCHER 31	80/90-21	2.15 x 21	BW	41036-12	
'04-'10 XL 883C							
'04-'10 XL 1200C							

SPORTSTER® - REAR

DUNLOP HARLEY-DAVIDSON PERFORMANCE TIRES

'04-'22 XL (except XL1200XS, XL1200NS, XL1200X, XL1200CX, XL1200V, XR1200/X, XL1200T '11-'22 XL883L or '11-'22 XL1200C). Installation on models with 19 front wheel requires installation of matching GT502F Front Tire P/N 40554-04A	Optional	GT502	150/80B16	3.00 x 16	BW	40555-04A	
'16-'22 XL1200CX	Stock	GT502	150/70R18	4.25 x 18	BW	43200030	

DUNLOP HARLEY-DAVIDSON TIRE SERIES

'04-'22 XL (except XL1200XS, XL1200NS, XL1200CX, XR1200/X, XL1200V, XL1200T, '11-'22 XL883L or '11-'22 XL1200C)	Stock '04-'10	D401	150/80B16	3.00 x 16	BW	43200063	
'04-'22 XL (except XL1200XS, XL1200NS, XL1200CX, XL1200X, XL1200V, XR1200/X, XL1200T, '11-'22 XL883L or '11-'22 XL1200C)	Optional	D401	150/80B16	3.00 x 16	WWW	55192-10	
'12-'16 XL1200V	Stock	D401	150/80B16	3.00 x 16	MWW	43200007	
'81-'03 XL (except XL1200 Sport)	Stock	D401	150/80B16	3.00 x 16	BW	40565-91B	

Sidewall Style Key:
BW – Blackwall
SWW – Slim Whitewall

MWW – Medium Whitewall
WWW – Wide Whitewall
EWVV – Engraved Wide Whitewall



WARNING: Use only Harley-Davidson approved tires. Using non-approved tires or mixing approved tires from different manufacturers on the same motorcycle, can adversely affect stability, which could result in death or serious injury.

MODEL FITMENT	STOCK OR OPTIONAL FITMENT	TREAD	SIZE	RIM SIZE IN INCHES	SIDEWALL STYLE	PART NUMBER	PRICE
---------------	---------------------------	-------	------	--------------------	----------------	-------------	-------

SPORTSTER® - REAR CONTINUED

MICHELIN® HARLEY-DAVIDSON® TIRE SERIES

'04-'22 XL (except XL1200CX, XR1200/X, XL1200T or '11-'22 XL883L)	Stock '11-later (except XL1200V)	SCORCHER 31	150/80B16	3.00 x 16	BW	40878-11	
'11-'22 XL883L	Stock	SCORCHER 11	150/60ZR17	4.50 x 17	BW	43216-11	
'14-'22 XL1200T	Stock	Scorcher 11T	150/70ZR17	4.50 x 17	BW	43200026A	
'08-'13 XR1200/X	Stock '12-'13	SCORCHER 11	180/55ZR17	5.50 x 17	BW	43200011	

DYNA® – FRONT

DUNLOP® HARLEY-DAVIDSON PERFORMANCE TIRES

02-'17 Dyna® (except FLD, FXDF, FXDFSE, FXDSE and FXDWG models)	Optional	GT502F	100/90-19	2.15 x 19	BW	40554-04A	
'00-'01 FXDX	Stock						
'93-'17 FXDWG	Stock '10-'11	GT502F	80/90-21	2.15 x 21	BW	43117-09	

DUNLOP HARLEY-DAVIDSON TIRE SERIES

'08-'17 FXDF	Stock	D427F	130/90B16	3.00 x 16	BW	43218-08	
'09-'10 FXDFSE							
'12-'16 FLD	Stock	D402F	130/70B18	3.50 x 18	BW	43371-07A	
''91-'17 Dyna models (except FLD, FXDF, FXDFSE, FXDSE and FXDWG models)"	Stock '91-'09						
'84-'94 FXR (except FXLR, FXR2)	Stock	D401F	100/90-19	2.15 x 19	BW	43100063	
'83-'92 FXRT	Stock						
'06-'17 Dyna models (except FLD, FXDF, FXDFSE, FXDSE and '10-'17 FXDWG)	Optional	D401F	100/90-19	2.15 x 19	WWW	55193-10	
'06-'08 FXDWG	Optional	D402F	MH90-21	2.15 x 21	MWW	43100004	
'93-'08 FXDWG	Stock	D402F	MH90-21	2.15 x 21	BW	43104-93A	
'81-'86 FXWG							
'87-'94 FXLR							
'99 FXR2							
'07-'08 FXDSE							

MICHELIN HARLEY-DAVIDSON TIRE SERIES

'02-'17 Dyna (except FLD, FXDF, FXDFSE, FXDSE and FXDWG models)	Stock '10-'17	SCORCHER 31	100/90B19	2.15 x 19	BW	43258-07B	
'10-'17 FXDWG	Stock '12-'17	SCORCHER 31	80/90-21	2.15 x 21	BW	41036-12	

DYNA – REAR

DUNLOP HARLEY-DAVIDSON PERFORMANCE TIRES

'00-'01 FXDX	Stock	GT502	150/80B16	3.00 x 16	BW	40555-04A	
'02-'05 Dyna	Optional						
'10-'17 FXDWG	Stock '10-'11	GT502	180/60B17	4.50 x 17	BW	43197-04B	
Replacement Tire for Harley-Davidson® Wide Tire Kits P/N 44075-04, 43705-06, 43768-06	Optional						

DUNLOP HARLEY-DAVIDSON TIRE SERIES

'82-'00 FXR	Stock	D401	130/90B16	3.00 x 16	BW	40565-91B						
'82-'92 FXRT												
'91-'01 Dyna (except '00-'01 FXDX)												
'02-'05 Dyna							D401	150/80B16	3.00 x 16	BW	43200063	
'08-'17 FXDF							D427	180/70B16	5.00 x 16	BW	43228-08	
'09-'10 FXDFSE												
'07-'08 FXDSE		D407	170/60R17	4.50 x 17	BW	41998-07						
06-'17 Dyna (except FLD, FXDF, FXDFSE, FXDSE and '10-later FXDWG)	Stock '06-'09	K591	160/70B17	4.50 x 17	BW	43169-00A						
'12-'16 FLD	Stock	D401	160/70B17	4.50 x 17	BW	43200015						

MICHELIN HARLEY-DAVIDSON TIRE SERIES

'06-'17 Dyna (except FLD, FXDF, FXDFSE, FXDSE and '10-'17 FXDWG)	Stock '10-'17	SCORCHER 31	160/70B17	4.50 x 17	BW	43250-07B	
'10-'17 FXDWG	Stock '12-'17	SCORCHER 31	180/60B17	4.50 x 17	BW	43200005	

MODEL FITMENT	STOCK OR OPTIONAL FITMENT	TREAD	SIZE	RIM SIZE IN INCHES	SIDEWALL STYLE	PART NUMBER	PRICE						
SOFTAIL® – FRONT													
DUNLOP® HARLEY-DAVIDSON® PERFORMANCE TIRES													
'84-'07 FXST	Optional	GT502F	80/90-21	2.15 x 21	BW	43117-09							
'99-'07 FXSTB													
'86-'07 FXSTC													
'00-'07 FXSTD													
'88-'06 FXSTS													
DUNLOP HARLEY-DAVIDSON TIRE SERIES													
'18-later FLDE	WWW Stock	D402F D401F	MT90B16 130/90B16	3.00 x 16	WWW BW	43118-92A 43100029							
'18-later FLHC/S	BW Stock												
'18-later FLSL	BW Stock	D401F	110/90-19	2.50 x 19	BW	43100063							
'18-'20 FXBB	Stock												
'21-later FXBBS													
'20-later FXST	Stock												
'18-'24 FXFB/S													
'18-later FXBR/S													
'18-later FLSB													
'19-later FXDRS	Optional							GT502F	120/70R19	3.00 x 19	BW	43100026	
'86-'10 FLST	BW Stock							D402F	MT90B16	3.00 x 16	WWW SWW BW	43118-92A 43115-91A 43022-91A	
'87-'17 FLSTC	BW Stock '87-'17 WWW Stock '09-'17												
'90-'06 FLSTF	BW Stock												
'93-'17 FLSTN	WWW Stock												
'97-'03 FLSTS	WWW Stock												
'05-'07 FLSTSC	BW Stock												
'08-'11 FLSTSB	BW Stock												
'14-'15 FLSTNSE	Stock	D402F	MT90B16	3.00 x 16	WWW	43118-92A							
'05 FLSTFSE	Stock	D402F	MT90B16	3.00 x 16	BW	43022-91A							
'12-'17 FLS													
'16-'17 FLSS													
'07-'17 FLSTF	Stock	D408F	140/75R17	3.50 x 17	BW	41474-06B							
'10-'16 FLSTFB													
'16-'17 FLSTFBS													
'06 FLSTFSE													
'10-'12 FLSTSE	Stock	D408F	130/70R18	3.50 x 18	BW	41999-07B							
'08-'09 FXSTSSE	Stock	D408F	90/90-19	2.15 x 19	BW	41566-08B							
'08-'09 FXCW													
'08-'11 FXCWC													
'16-'17 FXSE	Stock	D408F	130/60B19	3.50 x 19	BW	43100045							
'84-'07 FXST	Stock	D402F	MH90-21	2.15 x 21	BW	43104-93A							
'99-'07 FXSTB													
'86-'07 FXSTC													
'00-'07 FXSTD													
'03-'04 FXSTDSE													
'88-'06 FXSTS													
'07 FXSTSSE													
'11-'13 FXS													
'08-'15 FXST													
'08-'09 FXSTB								Stock	D408F	MH90-21	2.15 x 21	BW	43390-08A
'08-'10 FXSTC	Stock	D408F	130/60B21	3.50 x 21	BW	43100008							
'13-'17 FXSB, FXSBSE													

Sidewall Style Key:
BW – Blackwall
SWW – Slim Whitewall

MWW – Medium Whitewall
WWW – Wide Whitewall
EWVV – Engraved Wide Whitewall



WARNING: Use only Harley-Davidson approved tires. Using non-approved tires or mixing approved tires from different manufacturers on the same motorcycle, can adversely affect stability, which could result in death or serious injury.

MODEL FITMENT	STOCK OR OPTIONAL FITMENT	TREAD	SIZE	RIM SIZE IN INCHES	SIDEWALL STYLE	PART NUMBER	PRICE						
SOFTAIL® – FRONT CONTINUED													
MICHELIN® HARLEY-DAVIDSON® TIRE SERIES													
'18-later FLFB/S	Stock	SCORCHER 11	160/60R18	4.50 x 18	BW	43100037							
'18-later FXBR/S	Stock	SCORCHER 11	130/60B21	3.50 x 21	BW	43100035							
'18-later FXLR	Stock	SCORCHER 31	110/90B19	2.50 x 19	BW	43100038B							
'20-later FXLRS													
'22 FXRST													
'22-later FXLRST	Optional	SCORCHER 31	130/90B16	3.00 x 16	BW	55035-11A							
'18-later FLDE													
'18-later FLHC/S													
'18-later FLSL													
'24 FLI													
'18-'20 FXBB	Optional	SCORCHER 31	100/90B19	2.15 x 19	BW	43258-07B							
'21-later FXBBS	Stock	SCORCHER 31	130/70B18	3.50 x 18	BW	43100015A							
'18-'24 FLSB	Stock	SCORCHER 11	120/70ZR19	3.00 x 19	BW	43213-11							
'19-later FXDRS	Optional	SCORCHER 11	140/75R17	3.50 x 17	BW	43100016							
'07-'17 FLSTF													
'10-'16 FLSTFB													
'16-'17 FLSTFBS													
SOFTAIL® – REAR													
DUNLOP® HARLEY-DAVIDSON PERFORMANCE TIRES													
'03-'05 Softail® (except FXSTD, FLSTS)	Optional	GT502	150/80B16	3.00 x 16	BW	40555-04A							
Replacement tire for Harley-Davidson Wide Tire Kits P/N 43684-99A, 43685-00A, 44490-00A													
'04 FXSTDSE	Stock	GT502	180/60B17	4.50 x 17	BW	43197-04B							
DUNLOP HARLEY-DAVIDSON TIRE SERIES													
'18-later FLDE	WWW Stock	D402 D401T	MU85B16 150/80B16	3.00 x 16	WWW BW	43353-03 43200063							
'18-later FLHC/S	BW Stock												
'18-later FLSL	BW Stock												
'24 FLI	BW Stock	D401T	150/80B16	3.00 x 16	BW	43200063							
'20-later FXBBS	Stock												
'18-'20 FXBB													
'20-later FXST	Stock												
'18-'24 FXFB/S													
'18-later FXBR/S													
'18-'24 FLSB													
'19-later FXDRS	Optional							D407	240/40R18	8.00 x 18	BW	41688-08A	
'87-'02 FLSTC	BW Stock							D402	MT90B16	3.00 x 16	WWW SWW BW	43119-92A 43114-91B 43102-91B	
'90-'02 FLSTF	BW Stock												
'97-'02 FLSTS	WWW Stock												
'93-'96 FLSTN	WWW Stock												
'86-'90 FLST	BW Stock												
'99-'02 FXST	BW Stock												
'95-'97 FXSTSB	BW Stock												
'95-'99 FXSTC	BW Stock												
'95-'02 FXSTS	BW Stock												
'99-'02 FXSTB	Stock	D402	MT90B16	3.00 x 16	BW	43102-91B							
'14-'15 FLSTNSE	Stock	D402	MU85B16	3.00 X 16	WWW	43353-03							
'05-'17 FLSTN	WWW Stock	D402	MU85B16	3.00 x 16	WWW	43353-03							
'03 FLSTS	WWW Stock												
'11-'13 FXS	BW Stock												

Sidewall Style Key:
BW – Blackwall
SWW – Slim Whitewall

MWW – Medium Whitewall
WWW – Wide Whitewall
EWVV – Engraved Wide Whitewall




WARNING: Use only Harley-Davidson approved tires. Using non-approved tires or mixing approved tires from different manufacturers on the same motorcycle, can adversely affect stability, which could result in death or serious injury.

MODEL FITMENT	STOCK OR OPTIONAL FITMENT	TREAD	SIZE	RIM SIZE IN INCHES	SIDEWALL STYLE	PART NUMBER	PRICE
SOFTAIL® – REAR CONTINUED							
DUNLOP® HARLEY-DAVIDSON® TIRE SERIES							
'12-'17 FL5	Stock	D402	MU85B16	3.00 x 16	BW	43200001	
'16-'17 FL5S							
'84-'90 FXST	Stock	D401	130/90B16	3.00 x 16	BW	40565-91B	
'84-'94 FXSTC							
'84-'94 FXSTS							
'03-'17 FLSTC	(BW) Stock (WWW) Stock '09-later (SWW) Option	D401 D402 D402	150/80B16 MU85B16 MU85B16	3.00 x 16	BW WWW	43200063 43353-03	
'03-'05 Softail® (except FXSTD, FLSTS)							
'03-'06 FLSTF	Stock	D401	150/80B16	3.00 x 16	BW	43200063	
'05 FLSTFSE							
'05-'07 FLSTSC							
'06-'10 FLST							
'07-'17 FLSTF							
'10-'16 FLSTFB							
'16-'17 FLSTFBS							
'06 FLSTFSE	Stock	D407	200/55R17	6.00 x 17	BW	43242-06B	
'06-'15 FXST							
'06-'09 FXSTB							
'06-'10 FXSTC							
'06 FXSTS							
'07-'08 FXSTSSE							
'08-'11 FLSTSB	Stock	D401	200/55R17	6.00 x 17	BW	43970-08	
'00-'07 FXSTD (except '04 FXSTDSE)	Stock	K591	160/70B17	4.50 x 17	BW	43169-00A	
'03 FXSTDSE							
'16-'17 FXSE							
'08-'09 FXCW	Stock	D407	240/40R18	8.00 x 18	BW	41688-08A	
'08-'11 FXCWC							
'13-'17 FXSB, FXSBSE							
'09 FXSTSSE							
'10-'12 FLSTSE	STOCK	D407	200/50R18	6.00 x 18	BW	41771-10	
MICHELIN® HARLEY-DAVIDSON TIRE SERIES							
'18-later FLFB/S	Stock	SCORCHER 11	240/40R18	8.00 x 18	BW	43189-11	
'18-later FXBR/S							
'19-later FXDRS							
'18-later FXLR and FL5B	Stock	SCORCHER 31	180/70B16	5.00 x 16	BW	43200038A	
'20-later FXLRS							
'22 FXRST							
'22-later FXLRST							
'18-later FLDE							
'18-later FLHC/S							
'18-later FL5L	Optional	SCORCHER 31	150/80B16	3.00 x 16	BW	40878-11	
'20-later FXST							
'21-later FXBBS							
'18-'20 FXBB							
'24 FLI							
'07-'17 FLSTF	Optional	SCORCHER 11	200/55R17	6.00 x 17	BW	43200022	
'10-'16 FLSTFB							
'16-'17 FLSTFBS							

Sidewall Style Key:
BW – Blackwall
SWW – Slim Whitewall

MWW – Medium Whitewall
WWW – Wide Whitewall
EWWW – Engraved Wide Whitewall

 **WARNING:** Use only Harley-Davidson approved tires. Using non-approved tires or mixing approved tires from different manufacturers on the same motorcycle, can adversely affect stability, which could result in death or serious injury.


MODEL FITMENT	STOCK OR OPTIONAL FITMENT	TREAD	SIZE	RIM SIZE IN INCHES	SIDEWALL STYLE	PART NUMBER	PRICE
TOURING – FRONT							
DUNLOP® HARLEY-DAVIDSON® TIRE SERIES							
'18-'22 FLTRXSE	Stock	D408F	130/60B21	3.50 x 21	BW	43100008	
'21 FLH							
'23 FLHFB	Stock	D402F	MT90B16	3.00 x 16	WWW	43118-92A	
'14-'19 FLHRC							
'05 FLHTCSE2	Stock	D402F	MT90B16	3.00 x 16	BW	43022-91A	
'06-'08 FLHTCUSE	Stock	D402F	MT90B16	3.00 x 16	BW	43022-91A	
'09-'13 FLHRC and FLHRC/TLE Sidecar	Stock	D408F	130/90B16	3.00 x 16	WWW	43211-09A	
'04-'08 TLE/Ultra Sidecar	Optional						
'98-'08 FLTR	SWW '98-'02, BW '03-'08						
'98-'08 FLHRC	WWW Stock						
'94-'08 FLHR (except '07-'08 FLHRSE)	SWW Stock						
'84-'08 FLHX	BW Stock	D402F	MT90B16	3.00 x 16	WWW SWW BW	43118-92A 43115-91A 43022-91A	
'84-'93 FLHS	Optional						
'83-'08 FLHTC/U	SWW Stock						
'83-'08 FLHT	SWW '83-'02, BW '03-'08						
'81-'96 FLT, FLTC, FLTCU	SWW Stock						
'81-'84 FLH, FLH C	Optional						
'16-later FLTRU	Stock						
'15-'16 FLTRUSE	Stock						
'14-'19 FLHR	Stock	D408F	130/80B17	3.00 x 17	BW	43109-09A	
'14-'19 FLHTCU	Stock						
'14-'19 FLHTK/FLHTKSE	Stock						
'19-later FLHT	Stock						
'14-later FLHP	Stock						
'14-later FLHTP	Stock						
'09-'13 FLHP/E FLHTP	Stock	D408F	130/80B17	3.00 x 17	BW	43109-09A	
'09-'13 FLHR	SWW Stock						
'09-'10 FLHT	BW Stock						
'09-'13 FLHTC/U	SWW Stock						
'09-'13 FLHTCUSE	BW Stock	D408F	130/80B17	3.00 x 17	BW SWW	43109-09A 43115-09A	
'10-'13 FLHTK	SWW Stock						
'09 FLHX, FLTR	BW Stock						
'11-'13 FLTRU	BW Stock						
'09-'13 TLE Sidecar (except FLHRC/TLE)	Optional						
'04-'08 FL Touring models equipped with 18 accessory Front Wheel (except '07-'08 FLHRSE)	Optional	D402F	130/70-18	3.50 x 18	BW	43371-07A	
'19 FLHTKSE	Stock	D408F	130/60B19	3.50 x 19	BW	43100045	
'07-'08 FLHRSE	Optional	D408F	130/70R18	3.50 x 18	BW	41999-07B	
'10-'13 FLHX and FLTRX	Stock						
'10 FLHXSE	Stock						
'09 FLTRSE	Stock						
'11 FLTRUSE	Stock	D408F	130/70B18	3.50 x 18	BW	44026-09A	
'09-'24 Touring models equipped with 18 accessory wheels	Optional						
'20-'24 FLHR, FLHTK and FLTRK	Stock						
'19 FLHTKSE							
'17-later FLHRXS							
'15-later FLTRX, FLTRXS							
'14-later FLHX, FLHXS							
'13-'14 FLHRSE	Stock	D408F	130/60B19	3.50 x 19	BW	43100045	
'12-'13 and FLTRXSE							
'11-later FLHXSE							
'20-later FLHTKSE							
'23-later FLTRXSE							
'25-later FLHXU, '24-later FLTRXSTSE							

MODEL FITMENT	STOCK OR OPTIONAL FITMENT	TREAD	SIZE	RIM SIZE IN INCHES	SIDEWALL STYLE	PART NUMBER
TOURING – FRONT CONTINUED						
DUNLOP® HARLEY-DAVIDSON® TIRE SERIES						
'22 FLTRKSE, FLHXST, FLTRXST	Stock	D408F	130/60B19	3.50 x 19	BW	43100045
'24 FLTRXSTSE	Optional					
'09-later Touring models equipped with 19" accessory wheels, '23 FLTRKSEANV"						
MICHELIN® HARLEY-DAVIDSON® TIRE SERIES						
'09-'19 FLHR, FLHTCU, FLHTCUTC, FLHTCUL, FLHTCULTC, FLTRU, FLHTK, FLHTKL, FLHTKSE	Optional	SCORCHER 31	130/80B17	3.00 x 17	BW	43100014
'09-'13 FLHT, FLHTC, FLTR, FLHTCUSE						
'09 FLHX						
'20-later FLHT	Optional	SCORCHER 31	130/70B18	3.50 x 18	BW	43100015A
'09-later FLHP/E, FLHTP						
'10-'13 FLHX and FLTRX						
09-later Touring models equipped with 18 accessory wheels and 16 Rear Michelin						
'15-'19 FLTRX	Optional	SCORCHER 31	130/60B19	3.50 x 19	BW	43100023
'15-'17 FLTRXS						
'14-'19 FLHX						
'14-'17 FLHXS						
'09-'24 Touring models equipped with 19 accessory wheels and 16 Rear Michelin						

MODEL FITMENT	STOCK OR OPTIONAL FITMENT	TREAD	SIZE	RIM SIZE IN INCHES	SIDEWALL STYLE	PART NUMBER	PRICE
TOURING – REAR							
DUNLOP® HARLEY-DAVIDSON TIRE SERIES							
'14-'19 Touring (except FLHRC, FLHRXS, FLHRSE, FLHXSE)	Stock	D407T	180/65B16	5.00 x 16	BW	43200027	
'14-'17 FLHXS							
'20-later FLHP, FLHTP and FLHT							
'15-'17 FLTRXS	Stock	D407T	180/65B16	5.00 x 16	WWW	43200054	
'14-'19 FLHRC							
'21 FLH							
'23 FLHFB							
'09-'13 FLHRC	Stock	D407T	180/65B16	5.00 x 16	BW	43200027	
'09-'13 FLHP/E FLHTP							
'09-'13 FLHTC							
'09-'13 FLHTCU	SWW Stock	D407T	180/65B16	5.00 x 16	BW	43200027	
'09-'13 FLHR							
'09-'10 FLHT							
'09-'13 FLHTCUSE							
'10-'19 FLHTK							
'09-'13 FLHX							
'09-'13 FLTR/U							
'10-'13 FLTRX							
'04-'05 FLHTCSE							
'06-'08 FLHTCUSE							
'04-'08 FLHX	Optional	D402	MU85B16	3.00 x 16	BW	43200001	
'04-'08 FLHR (except '07-'08 FLHRSE)							
'04-'08 FLHRC	WWW Stock	D402	MU85B16	3.00 x 16	WWW BW	43353-03	43200001
'04-'08 FLHT							
'04-'08 FLHTC							
'04-'08 FLHTCU							
'04-'08 FLTR							
'04-'08 FLHTC							
'04-'08 FLHTCU							
'04-'08 FLTR							

Sidewall Style Key:
BW – Blackwall
SWW – Slim Whitewall

MWW – Medium Whitewall
WWW – Wide Whitewall
EWVV – Engraved Wide Whitewall

 WARNING: Use only Harley-Davidson approved tires. Using non-approved tires or mixing approved tires from different manufacturers on the same motorcycle, can adversely affect stability, which could result in death or serious injury.

TOURING – REAR CONTINUED


MODEL FITMENT	STOCK OR OPTIONAL FITMENT	TREAD	SIZE	RIM SIZE IN INCHES	SIDEWALL STYLE	PART NUMBER	PRICE
DUNLOP® HARLEY-DAVIDSON® TIRE SERIES							
'81-'84 FLH	SWW Stock	D402	MT90B16	3.00 x 16	WWW SWW BW	43119-92A 43114-91B 43102-91B	
'94-'03 FLHR	SWW Stock						
'98-'03 FLHRC	WWW Stock						
'81-'93 FLHS	SWW Stock						
'83-'03 FLHT	SWW Stock						
'83-'03 FLHTC/U	SWW Stock						
'81-'85 FLT	SWW Stock						
'98-'03 FLTR	SWW Stock						
'81-'03 CLE, RLE, TLE/Ultra Sidecar	SWW Stock						
'07-'08 FLHRSE	Stock						
'17 - later FLHRXS	Stock	D407	180/55B18	5.00 x 18	BW	43200045	
'18-later FLHXS							
'18-later FLTRXS							
'13-'14 FLHRSE							
'12-'13 and '18-later FLTRXSE							
'11 FLTRUSE							
'10-later FLHXSE, '23 FLTRKSEANV							
'19-later FLHTKSE							
'22 FLTRKSE, FLHXST, FLTRXST							
'20-later FLHR, FLHX, FLTRX, FLHTK and FLTRK							
'09 FLTRSE							
'24 later FLTRXSTSE and '25-later FLHXU							
MICHELIN® HARLEY-DAVIDSON TIRE SERIES							
'09-'19 Touring (except FLHRSE, FLHXSE, FLTRSE, FLTRXSE, FLTRUSE)	Optional	SCORCHER 31	180/65B16	5.00 x 16	BW	43200021	
'14-'17 FLHXS							
'15-'17 FLTRXS							
'20-'22 FLHT							

TRIKE TIRE FITMENT GUIDE

MODEL FITMENT	STOCK OR OPTIONAL FITMENT	TREAD	SIZE	RIM SIZE IN INCHES	SIDEWALL STYLE	PART NUMBER	PRICE
TRIKE – FRONT							
DUNLOP® HARLEY-DAVIDSON® TIRE SERIES							
'25-later FLHTCUTG	Stock	D408F	130/60B19	3.50 x 19	BW	43100045	
'20-later FLHTCUTGSE							
'23-later FLTRT							
'21 - Later FLHTCUTG (China only)							
'15-later FLRT							
'09-'24 FLHTCUTG (except China)	(BW) Stock	D402F	MT90B16	3.00 x 16	WWW SWW BW	43118-92A 43115-91A 43022-91A	
'10-'11 FLHXXX							
TRIKE – REAR							
DUNLOP HARLEY-DAVIDSON TIRE SERIES							
'25-later FLHTCUTG	Stock	TK100	P215/45R18	7.00x18	BW	43200046	
'20-later FLHTCUTGSE							
'23-later FLTRT							
'23-later FLRT							
'21-later FLHTCUTG (China only)	Stock	SIGNATURE	P205/65R15	5.50 x 15	BW	83324-09B	
'15-'22 FLRT							
'09-'24 FLHTCUTG							
'10-'11 FLHXXX							

Sidewall Style Key:
BW – Blackwall
SWW – Slim Whitewall

MWW – Medium Whitewall
WWW – Wide Whitewall
EWVV – Engraved Wide Whitewall

 WARNING: Use only Harley-Davidson approved tires. Using non-approved tires or mixing approved tires from different manufacturers on the same motorcycle, can adversely affect stability, which could result in death or serious injury.

MODEL FITMENT	STOCK OR OPTIONAL FITMENT	TREAD	SIZE	RIM SIZE IN INCHES	SIDEWALL STYLE	PART NUMBER	PRICE
LIVEWIRE - FRONT							
MICHELIN® HARLEY-DAVIDSON TIRE SERIES							
'20 ELW	Stock	SCORCHER SPORT	120/70R17	3.5x17	BW	43100041	
'21-later LW1	Stock	SCORCHER SPORT	120/70R17	3.5x17	BW	43100041	
LIVEWIRE - REAR							
MICHELIN HARLEY-DAVIDSON TIRE SERIES							
'20 ELW	Stock	SCORCHER SPORT	180/55R17	5.5x17	BW	43200041	
'21-later LW1	Stock	SCORCHER SPORT	180/55R17	5.5x17	BW	43200041	

HARLEY-DAVIDSON STREET® TIRE FITMENT GUIDE


MODEL FITMENT	STOCK OR OPTIONAL FITMENT	TREAD	SIZE	RIM SIZE IN INCHES	SIDEWALL STYLE	PART NUMBER	PRICE
HARLEY-DAVIDSON STREET® – FRONT							
MICHELIN HARLEY-DAVIDSON® TIRE SERIES							
'15-'20 XG (except XG750A)	Stock	SCORCHER 11	100/80-17	2.50 x 17	BW	43100017	
'17-'20 XG750A	Stock	SCORCHER 21	120/70R17	3.50 x 17	BW	43100027	
HARLEY-DAVIDSON STREET – REAR							
MICHELIN HARLEY-DAVIDSON TIRE SERIES							
'15-'20 XG (except XG750A)	Stock	SCORCHER 11	140/75R15	3.50 x 15	BW	43200023	
'17-'20 XG750A	Stock	SCORCHER 21	160/60R17	4.50 x 17	BW	43200032	

HARLEY-DAVIDSON X TIRE FITMENT GUIDE

MODEL FITMENT	STOCK OR OPTIONAL FITMENT	TREAD	SIZE	RIM SIZE IN INCHES	SIDEWALL STYLE	PART NUMBER	PRICE
HARLEY-DAVIDSON X (LWZ) - FRONT							
PIRELLI® HARLEY-DAVIDSON TIRE SERIES							
'23 LWZX350RA	Stock	ANGEL CT	110/70-17	3.5x17	BW	HDB140106D1780	
HARLEY-DAVIDSON X (LWZ) - REAR							
PIRELLI HARLEY-DAVIDSON TIRE SERIES							
'23 LWZX350RA	Stock	ANGEL CT	150/60-17	4.5x17	BW	HDB140110C1780	

Sidewall Style Key:
BW – Blackwall
SWW – Slim Whitewall

MWW – Medium Whitewall
WWW – Wide Whitewall
EWVV – Engraved Wide Whitewall

 **WARNING:** Use only Harley-Davidson approved tires. Using non-approved tires or mixing approved tires from different manufacturers on the same motorcycle, can adversely affect stability, which could result in death or serious injury.

MODEL FITMENT	STOCK OR OPTIONAL FITMENT	TREAD	SIZE	RIM SIZE IN INCHES	SIDEWALL STYLE	PART NUMBER	PRICE
VRSC™ – FRONT							
DUNLOP® HARLEY-DAVIDSON® TIRE SERIES							
'02-'17 VRSC™ models	Stock	'02-'10 D208F	120/70ZR19	3.00 x 19	BW	43172-01B	
MICHELIN® HARLEY-DAVIDSON TIRE SERIES							
'09-'17 VRSCF	Stock	'11-'17	SCORCHER 11	120/70ZR19	3.00 x 19	BW	43213-11
'07-'17 VRSCDX	Stock	'11-'17					
'07-'10 VRSCAW	Optional						
'07 VRSCX	Optional						
'06 VRSCSE	Optional						

VRSC – REAR

DUNLOP HARLEY-DAVIDSON TIRE SERIES							
'09-'17 VRSCF	Stock	'07-'10	D407	240/40R18	8.00 x 18	BW	41688-08A
'07-'17 VRSCDX	Stock	'07-'10					
'07-'10 VRSCAW	Stock						
'07 VRSCX	Stock						
'06 VRSCSE	Stock						
Replacement Tire for Harley-Davidson® Wide Tire Kit P/N 43687-06							
'02-'08 VRSC (except '06 VRSCSE, VRSCAW, VRSCDX, VRSCX and VRSCF).	Stock	D207	180/55ZR18	5.50 x 18	BW	43173-01	

MICHELIN HARLEY-DAVIDSON TIRE SERIES							
'09-'17 VRSCF	Stock	'11-'17	SCORCHER 11	240/40R18	8.00 x 18	BW	43189-11
'07-'17 VRSCDX	Stock	'11-'17					
'07-'10 VRSCAW	Optional						
'07 VRSCX	Optional						
'06 VRSCSE	Optional						

REVOLUTION® MAX EQUIPPED MODELS TIRE FITMENT GUIDE

MODEL FITMENT	STOCK OR OPTIONAL FITMENT	TREAD	SIZE	RIM SIZE IN INCHES	SIDEWALL STYLE	PART NUMBER	PRICE
REVOLUTION MAX– FRONT							
MICHELIN HARLEY-DAVIDSON TIRE SERIES							
'21-later RA1250 and RA1250S, '24-later RA1250SE	Stock	Scorcher Adventure	120/70R19	3.00 x 19	BW	43100042	
'21-later RA1250 and RA1250S, '24-later RA1250SE	Optional	Anakee Wild	120/70R19	3.00 x 19	BW	43100049	
'25-later RA1250ST	Stock	Scorcher Sport	120/70R17	3.5 x 17	BW	43100041	
DUNLOP HARLEY-DAVIDSON TIRE SERIES							
'21-later RH1250S	Stock	GT503	160/70R17	4.5 x 17	BW	43100043	
'22-later RH975	Stock	D401F	100/90-19	2.5 x 19	BW	43100063	
'23-later RH975S							

REVOLUTION MAX– REAR

MICHELIN HARLEY-DAVIDSON TIRE SERIES							
'21-later RA1250 and RA1250S, '24-later RA1250SE	Stock	Scorcher Adventure	170/60R17	4.50 x 17	BW	43200042	
'21-later RA1250 and RA1250S, '24-later RA1250SE	Optional	Anakee Wild	170/60R17	4.50 x 17	BW	43200050	
'25-later RA1250ST	Stock	Scorcher Sport	120/70R17	3.5 x 17	BW	43100041	
DUNLOP HARLEY-DAVIDSON TIRE SERIES							
'21-later RH1250S	Stock	GT503	160/70R17	4.5 x 17	BW	43100043	
'22-later RH975	Stock	D401F	100/90-19	2.5 x 19	BW	43100063	
'23 RH975S							

Product	PAM AMERICA® / SPORT®	SPORTSTER®	DYNA®	SOFTAIL®	TOURING
Accessory Packages	–	–	–	–	142-149
Adaptive LED Headlamps	5	–	530	530	530
Air Cleaner Covers	–	648-649	648-649	648-649	648-649
Air Cleaner Filter Kits	–	648-649	648-649	648-649	648-649
Air Deflectors	4	–	53	112	158, 167
Air Filter Elements	14	339	339	339	339
Antennas	–	–	–	–	515
Antifreeze and Coolant	–	–	–	–	618
Auxiliary Lighting/Fog Lamps	5	–	533-535	533-535	533-535
Auxiliary Power Ports	–	513	513	513	513
Axle Covers	8	47	47	110	236-237
Backrest – Rider	–	39	–	–	186-187
Backrest Pads – Sissy Bar	–	40	61	89, 122	194-196
Backrest Pads – Tour-Pak®	13	–	–	–	200-201
Batteries	–	645	645	645	645
Battery Chargers	643	643	643	643	643
Battery Covers/Boxes	–	49	–	–	–
Bearing Greases	619	619	619	619	619
Belt Guards	–	49	68	137	–
Black Hardware - Engine	–	396	396	396	396
Black Standard Line Bags	–	42	582	582	582
Bluetooth® Headsets	505-511	505-511	505-511	505-511	505-511
Board To Peg Conversion Kit	–	–	–	101	218
Boom! Audio	–	–	–	–	502
Boom! Audio Amplifier Kits	–	–	–	–	502
Boom! Audio SiriusXM® Satellite Radio	–	–	–	–	504
Brake Calipers	–	–	–	135	234
Brake Fluid	618	618	618	618	618
Brake Levers	15	–	–	102, 128	219
Brake Pads	–	651	651	651	651
Brake Pedal Pads/Covers	–	–	402-429	402-429	402-429
Brake Rotors	–	570	570	570	570
Brush Guards	9	–	–	–	–
Bug Remover	622	622	622	622	622
Bungee Cords/Nets/Straps	585	585	585	585	585
Cams	–	335	–	292-295, 320	292-295, 320
Cell Phone Carriers	–	512	512	512	512
Center Stand	9	–	–	–	–
Chain Lube	–	619	619	619	619
Chizeled Handlebar	–	457	457	457	462
Chopped Engine Guard	–	–	–	–	225
Chopped Tour-Pak™	–	–	–	–	600-602

Product	PAM AMERICA® / SPORT®	SPORTSTER®	DYNA®	SOFTAIL®	TOURING
Cleaning Brushes	626	626	626	626	626
Cleaning/Detailing Products	620	620	620	620	620
Clutch Kits	–	352	352	352	352
Coil Covers	–	–	68	109	–
Collection – #1 Skull	–	373	373	373	373
Collection – '66	364, 406	364, 406	364, 406	364, 406	364, 406
Collection – Adversary	362-363, 404-405	362-363, 404-405	362-363, 404-405	362-363, 404-405	362-363, 404-405
Collection – Airflow	–	374, 426-427	374, 426-427	374, 426-427	374, 426-427
Collection – Black Fin	–	–	379	379	379
Collection – Dark Custom	–	372-373	372-373	372-373	372-373
Collection – Dominion™	–	–	416-418	416-418	416-418
Collection – Eagle Bar & Shield	–	–	361	361	361
Collection - Empire	366, 408-412	366, 408-412	366, 408-412	366, 408-412	366, 408-412
Collection - Endgame	–	–	–	414-415	414-415
Collection – H-D® Motor Co.	–	368-369	368-369	368-369	368-369
Collection – Kahuna	–	–	367, 424-425	367, 424-425	367, 424-425
Collection – Live to Ride	–	375	375	375	375
Collection – Switchback	–	360, 402-403	360, 402-403	360, 402-403	360, 402-403
Collection – Willie G Skull	–	370-371, 420-423	370-371, 420-423	370-371, 420-423	370-371, 420-423
Collections - Wild One	365, 407	365, 407	365, 407	365, 407	365, 407
Console Kits	–	–	–	132	246
CoolFlow™ Fan Kit	–	–	–	–	168
Crate Engines	–	–	–	346	342
Cruise Control Kits	–	–	–	449	–
Daymaker™ LED Headlamps	–	529	529	529	529
Derby Covers	–	358	358	358	358
Detachable Saddlebags	13	–	63	91	–
Detachable Seat Hardware	–	38	57	86	185
Detachable Sideplates/Backrest	–	39	–	87	191-193
Detachables Lock	–	41	–	637	637
Detailing/Cleaning Products	620	620	620	620	620
Disc Brake Locks	635	635	635	635	635
Docking Hardware - HoldFast™	–	–	–	87	–
Docking Hardware – Sissy Bar/Rack	–	–	58	87, 120	191
Dunlop Tires	654	654	654	654	654
EFI Tuners	–	267	267	266-267	266-267
Embedded Navigation	–	–	–	–	504
Engine Guard Footpeg Mounts	–	435	435	435	435
Engine Guards	–	46	67	106, 131	224-225
Engine Mounts	–	388	–	–	381
Engines – LongBlock	–	–	354	354	354
Engines – Milwaukee-Eight®	–	–	–	346	342

Product	PAM AMERICA® / SPORT®	SPORTSTER®	DYNA®	SOFTAIL®	TOURING
Engines – Twin Cam	–	–	–	–	348
Ethanol Guard	619	619	619	619	619
Exhaust Shields	–	334	318	287	290
Fairing Edge Lights	–	–	–	–	528
Fairing Lower - Color-Matched	–	–	–	–	590
Fairing Lower - Soft	–	–	–	–	166
Fairing Pouches	–	–	–	–	164-165
Fairing Trim – Illuminated	–	–	–	–	528
Fender Skirts	–	–	–	139	243
Fender Strut Covers/Hardware	–	–	–	112	–
Fenders – Front	–	–	–	–	592
Flag Kits	–	586	586	586	586
Fog Lamps	5	–	533-535	533-535	533-535
Foot Controls	–	–	–	100-103, 128-130	216-223
Footboard Mounts	–	–	–	104	220-222
Footpeg Mounts/Hardware	15	434-439	434-439	434-439	434-439
Footpegs and Shifter Pegs	15	434-439	434-439	434-439	434-439
Fork Oil	–	618	618	618	618
Fork Sliders	–	–	–	98, 107	232
Fork/Handlebar Bags	–	582	582	582	–
Forward Control Kits	26	45	64	100-101, 129	–
Front End Kits	–	–	–	107	232-233
Fuel Caps – Flush Mount	15	521	521	521	521
Fuel Gauges	–	50	517-518	517-518	517-519
Fuel Stabilizer	619	619	619	619	619
Fuel Tank Console Doors	–	–	–	–	246-247
Funnels	617	617	617	617	617
Garage Door Opener	–	–	632	632	632
Gauge Bezels/Trim Rings	–	–	–	–	244
Gauges	–	50	517-523	517-523	517-523
Gear Indicator	–	517	517	517	517
Get-A-Grip™ Hand Grips	–	430	430	430	430
Gloss Detailer	623	623	623	623	623
Guards - Engine	–	46	67	106, 131	224-225
Guards - Hand	7	–	–	–	–
Guards - Headlamp	7	–	–	–	–
Guards - Muffler	9	–	–	–	–
Hand Control Lever Kits	–	444	444	444	444
Hand Grips	7	402-433	402-433	402-433	402-433
Handlebar Clamps	–	474	474	474	474
Handlebar Risers	7	474	474	474	474
Handlebar/Fork Bags	–	582	582	582	–

Product	PAM AMERICA® / SPORT®	SPORTSTER®	DYNA®	SOFTAIL®	TOURING
Handlebars	–	450	450	450	450
Hardware – Chrome	–	397	397	397	397
Hardware Covers	–	394	394	394	394
Harley Detailing Kit	627	627	627	627	627
Harley Hammock Touring Seats	–	–	–	81	181
Harley Wash Bucket	625	625	625	625	625
H-D® Detachables	–	39	–	120	191-193
Headlamp Bulbs	–	530-535	530-535	530-535	530-535
Headlamp Trim Rings	–	536-539	536-539	536-539	536-539
Headlamp Visors	–	536-539	536-539	536-539	536-539
Headlamps – LED	–	530-533	530-533	530-533	530-533
Headsets	505-511	505-511	505-511	505-511	505-511
Heated Hand Grips	7	432	432	431-433	431-433
Heated Seats	–	–	–	–	176-177, 181
Heavy Breather Air Cleaners	–	332	317	272-273, 317	272-273, 317
Heel Shifter	–	–	–	102, 128	219
Helmet Locks	636	636	636	636	636
Highway Peg Mounting Kits	–	44	–	464-437	464-437
Hog Ties® Straps	634	634	634	634	634
HoldFast System	–	–	–	87	–
Horns & Horn Covers	–	555-557	555-557	555-557	555-557
Inner Fairing – Color-Matched	–	–	–	–	590, 598
Jiffy Stands and Extensions	9	–	64	129	216
King Size Windshields	–	–	–	75, 114	151
Knee Pads – Tank	4	–	57	86	–
Leather Rejuvenator	624	624	624	624	624
LED Headlamps	–	530-533	530-533	530-533	530-533
LED King Tour-Pak® Brake/Turn/Tail Lamp Kit	–	–	–	–	549
LED Tail Lamps	–	550	549-551	549-551	549-551
LED Turn Signals	–	540-545	540-545	540-545	540-545
License Plate Frames & Trim	–	552-554	552-555	552-556	552-554
Lifter Covers	–	389	380-387	380-387	380-387
Lighted Hand Controls	–	–	–	–	448
Lithium LiFe Battery	–	645	645	645	645
Locks and Cables	635	635	635	635	635
LongBlock Program	–	–	354	354	354
Luggage - Pan America	10	–	–	–	–
Luggage – Trike	–	–	–	–	190
Luggage Rack	–	41	–	90, 123	197-199, 202-207
Master Cylinder Cover Kits	–	445	445	445	445
Michelin Tires	656	656	656	656	656
Mid-Control Kits	26	45	–	100	–

Product	PAM AMERICA® / SPORT®	SPORTSTER®	DYNA®	SOFTAIL®	TOURING
Mid-Frame Air Deflectors/Trim	–	–	53	112	167
Milwaukee Eight® Engine Trim	–	–	–	358-381	358-381
Mini Footboard Kits	–	434	434	434	434
Mirrors	–	440-443	440-443	440-443	440-443
Motorcycle Covers	628	628	628	628	628
Motorcycle Oil	610	610	610	610	610
Muffler End Caps	–	332	–	286	286
Muffler Guards	8	–	–	–	–
Mufflers	14	334	–	284-287	288-290
Mustache Engine Guards	–	46	67	106, 131	224
Ohlins Touring Suspension	–	–	–	–	226-229
Oil Change Kits	612	612	612	612	612
Oil Cooler Covers	–	–	68	108, 138	238
Oil Cooler Fan Kit	–	–	–	–	168-169
Oil Cooler Kits	–	50	68	138	169
Oil Dipsticks with Temperature Gauge	–	49	392	392	392
Oil Filters	17	616	616	616	616
Oil Pump	–	–	322	307, 321	307, 321
Oil Temperature Gauge	–	49	392	392	392
One-Piece Sissy Bar Uprights	24	39	58	88	–
Onyx Premium Luggage	–	577	577	577	577
Organizer – Tour-Pak®	–	–	–	–	211-212
Paints	604	604	604	604	604
Passenger Backrest Pads	13, 24	40	61	88	194-196, 200-201
Passenger Footboard Supports	–	–	–	104, 130	220-222
Passenger Footboards/Pans	–	–	–	105, 130	220-223
Passenger Footpeg Mounts	27	44	–	104, 130	220
Passenger Grab Rails	–	–	–	–	185
Passenger Pillions	22	37	61	84	175, 184
Phone Mounts	–	512	512	512	512
Portable Chargers	644	644	644	644	644
Power Port – 12V	–	513	513	513	513
Power Switches	–	449	449	449	449
Power Washer	625	625	625	625	625
Premium Shocks	–	–	–	–	226-229
Pushrod Covers	–	389	380-387	380-387	380-387
Pushrods	–	–	321	292-294, 321	292-294, 321
Quarter Fairing	–	–	–	70	–
Quick Wash	622	622	622	622	622
Quickshifter - Screamin' Eagle	14	–	–	–	–
Radio and Gauge Trim	–	–	–	–	244
Rain Covers – Seats	–	631	631	631	631

Product	PAM AMERICA® / SPORT®	SPORTSTER®	DYNA®	SOFTAIL®	TOURING
Reach Seats	6	36	55	79	172, 178
Reach® Handlebars	–	–	–	452-453	463-470
Rider Backrests	–	38	–	81	186-187
Rider Footboards/Inserts	–	–	402-429	402-429	402-429
Riser and Clamp Kits	7	474-476	474-476	474-476	474-476
Road Glide® Windshields	–	–	–	–	160-161
Road Zeppelin® Seat Pads	–	–	–	118	188
Road Zeppelin® Seats	–	–	–	–	180
Rockford Fosgate Audio	–	–	–	–	480-501
Rockford Fosgate Road King Audio	–	–	–	–	494
Saddlebag Guard Kits	–	–	–	96	206-209
Saddlebag Lids - Speaker	–	–	–	–	591, 597
Saddlebag Lock Kits	–	637	637	637	637
Saddlebag Travel-Paks	13	–	–	581	581
Saddlebags	10	42	–	91-95, 126-127	596
Scratch & Swirl Repair	623	623	623	623	623
Screamin' Eagle – Twin Cam	–	–	310	310	310
Screamin' Eagle Suspension	–	–	–	–	226-229
Screamin' Eagle® – Milwaukee-Eight™	–	–	–	268	268
Screamin' Eagle® – Sportster®	–	330	–	–	–
Seat Pads	–	–	–	85	188-189
Seats	6, 22-23	36	55-57	76-86, 116-117	172-185
Security Systems	31	638	638	638	638
Service Covers	–	631	631	631	631
Service Lifts	633	633	633	633	633
Shift Levers	–	–	64	102, 128	217
Shift Linkages/Covers	–	47	–	103, 130	217
Shocks	–	–	–	98-99	226-231
Sissy Bar Bags	–	582-584	582-584	582-584	582-584
Sissy Bar Uprights	24	39	58	88, 121	191-193
Spark Plugs	17	650	650	650	650
Speakers	–	–	–	–	480-501
Speedometer/Tachometer Gauges	–	517	517-520	517-520	517-520
Spoilers- Fairing	–	–	–	–	594
Spray Cleaner & Polish	622	622	622	622	622
Stage Kits	–	336-337	310-329	268-305, 310-329	268-305, 310-329
Storage Covers	628	628	628	628	628
Street Tuner	–	267	267	266-267	266-267
Sundowner™ Seats	6	37	–	82-83, 116	176, 182
Sunwash® Bike Soap	622	622	622	622	622
Suspension Air Pumps	–	–	–	–	231
Suspension Kits	–	–	–	98-99	226-231

Product	PAM AMERICA® / SPORT®	SPORTSTER®	DYNA®	SOFTAIL®	TOURING
Swingarm Bags	-	43	-	95, 126-127	-
Swingarm Pivot Bolt Covers	31	48	-	136	-
Switch Cap Kits	-	447	447	447	447
Switch Housing Kits	-	446	446	446	446
SYN3® Synthetic Oil	17	610	610	610	610
Tail Bag	25	-	-	-	-
Tail Lamps – LED	-	550	549-551	549-551	549-551
Tallboy® Seats	6	-	-	80	172, 179
Tank Bag	13	-	-	-	-
Tank Knee Pads	4	-	57	86	-
Tappets	-	335	321	293, 321	293, 321
Timer Covers	-	360-389	360-389	360-389	360-389
Tire Pressure Gauges	653	653	653	653	653
Tire Pressure Monitoring System	16	-	-	-	652
Tires	654-667	654-667	654-667	654-667	654-667
Tool Kits	16	646-647	646-647	646-647	646-647
Top Case Mounts - Pan America	13	-	-	-	-
Top Cases - Pan America	10	-	-	-	-
Tour-Pak – King	-	-	-	-	600-602
Tour-Pak – Leather	-	-	-	97	-
Tour-Pak Brake/Tail Lamp Kit	-	-	-	-	252
Tour-Pak Conversion Kit	-	-	-	-	204
Tour-Pak Hinges/Latches	-	-	-	-	248-249
Tour-Pak Liners	13	-	-	-	210-212
Tour-Pak Mounting Rack	-	43	-	97	202-207
Tour-Pak® – Chopped	-	-	-	-	600-602
Transmission and Primary Lubricant	-	613	613	613	613
Travel-Paks	13	-	-	581	581
Trunk Guard	-	-	-	-	258
Turn Signal Lens Kit	-	540-545	540-545	540-545	540-545
Turn Signal Trim Rings	-	541	541	541	541
Turn Signals – LED	-	540-545	540-545	540-545	540-545
USB Charging Adaptors	-	513	513	513	513
Valve Springs	-	-	321	293, 321	293, 321
Ventilator Air Cleaner	-	-	313	313	313
Wheel and Tire Cleaner	622	622	622	622	622
Wheel Installation Kits	16	569	569	569	569
Wheels	16	-	-	568	560-567
Windshield Bags	-	582-584	582-584	582-584	582-584
Windshield Trim	-	-	-	-	159, 162-163
Windshields	4, 20-21	-	52	-	-
Wireless Headset Interface Module	-	-	-	-	510
Wireless Headsets	505-511	505-511	505-511	505-511	505-511

93936	604	12600253	396	14101390	363	14102072	308	16200104	354	16200980	343
98625	624	12600254	396	14101393	362	14102073	308	16200105	354	16400020	388
10400049	86, 119, 185	12600255	396	14101394	363	14102074	308	16200106	354	16400055	386
10400069	307	12600256	396	14101398	30, 365	14102078	308	16200108	354	16400056	381, 386
10500093	38, 57, 86, 119, 185	12600257	396	14101402	30, 365	14102079	308	16200109	354	17900032	321
11100078	259	12600258	396	14101443	364	14900033	647	16200162	354	17900033	321, 387
11100080	259	12600259	396	14101445	364	14900091	617	16200163	354	17900058	293
11100098	259	12600261	396	14101557	30, 365	14900127	16, 647	16200164	354	17900073	293
11100125	259	12600354	635	14101615	364	14900138	17, 617	16200341	346	17900076	321, 387
11100311	259	12700020	652	14101831	606	14900150	267	16200342	346	17900081	381
11300002	619	14100618	139, 242	14101832	606	16200070	353	16200784	344	17900083	389
11300004	645	14100747	243	14101833	606	16200071	353	16200785	345	17900084	389
11300005	618	14100748	243	14101834	606	16200085	354	16200786	344	18100080	293
12600036	60, 124, 191	14100749	243	14101835	606	16200086	354	16200787	345	25400117	320
12600251	396	14101385	362	14101836	606	16200091	354	16200977	343	25400125	335
12600252	396	14101386	363	14102070	308	16200092	354	16200978	343	25400199	295
		14101389	362	14102071	308	16200103	354	16200979	343	25400200	295

25400201	295	25600114	367	25600148	366	25700434	372	25700744	370	25700988	367	25701211	364	25701573	309	29200105	112	29400222	314	29400345	370	29400426	14, 648
25400202	295	25600115	367	25600150	366	25700435	373	25700750	376	25701020	368	25701403	309	25701574	309	29400015	648	29400230	313	29400355	280, 339	29400427	14, 648
25400353	295	25600117	308	25600152	366	25700438	382	25700887	367	25701021	368	25701404	309	25800055	376	29400019	339, 649	29400233	314	29400356	280	29400428	14, 648
25400476	292	25600118	308	25600153	308	25700467	376	25700890	381	25701022	368	25701407	309	25800061	381	29400020	339, 649	29400234	314	29400357	280	29400433	29
25600046	374	25600119	308	25600154	308	25700469	371	25700913	376, 377	25701023	368	25701408	309	25800098	376	29400042	648	29400237	314	29400358	649	29400440	29
25600064	372	25600120	308	25600156	364	25700472	375	25700934	377	25701043	377	25701480	309	26800120	168	29400045	648	29400238	314	29400359	339, 649	29400442	29
25600065	373	25600121	308	25600162	308	25700476	369	25700937	377	25701077	377	25701517	309	26800121	168	29400065	339, 649	29400239	314	29400363	281	29400453	29
25600066	371	25600122	308	25600165	360	25700477	376, 379, 382	25700941	377	25701164	362	25701519	360	26800128	168	29400078	648	29400240	314	29400366	281, 370	29400454	272
25600067	375	25600123	308	25600166	360	25700491	376	25700958	371	25701165	363	25701520	360	26800152	168	29400103	315	29400247	339, 649	29400387	274	29400455	272
25600068	369	25600124	308	25600171	362	25700504	374	25700960	372	25701169	366	25701521	360	26800188	618	29400104	315	29400248	648	29400388	274	29400459	273
25600085	370	25600125	308	25600172	363	25700505	374	25700961	375	25701171	366	25701522	360	26800191	618	29400109	339, 649	29400267	648	29400396	276	29400460	273
25600087	370	25600127	308	25600175	361	25700520	376	25700969	374	25701173	366	25701532	362	26800195	169	29400118	339, 649	29400275	339, 649	29400397	276	29400466	273
25600089	370	25600129	308	25700020	379, 382	25700633	238	25700970	377	25701175	366	25701533	363	26800242	168	29400141	339, 649	29400276	339, 649	29400400	277	29400467	273
25600098	376	25600132	308	25700180	382	25700634	238	25700971	376, 377	25701177	366	25701536	362	27300139	339, 649	29400212	648	29400293	339, 649	29400405	275	29400471	283
25600099	374	25600133	368	25700337	385	25700653	387	25700972	377	25701179	366	25701537	363	29000483	333	29400217	313	29400297	339, 649	29400406	275	29400472	283
25600108	367	25600134	368	25700385	384	25700740	370	25700976	370	25701181	30, 365	25701551	361	29000484	333	29400218	313	29400298	277	29400407	275	29400473	280
25600109	367	25600135	368	25700388	378	25700742	370	25700987	367	25701209	364	25701553	361	29200011	53	29400219	313	29400299	277	29400412	277	29400474	280

29400475	280	31600108	341	33600224	102	33600335	412	36300041	349	37000026	352	40900814	16	41300102	651	41500108	571	41600348	27, 406	42200250	572	43000090	110
29400476	274	31600109	341	33600256	425	33600338	27, 407	36300043	349	37000258	350	40900871	562	41300116	234	41500109	571	41600370	27, 406	42300009	653	43000096	47, 110, 134, 237
29400477	274	31600110	341	33600257	424	33600345	219	36700052	444	37000286	350	40900932	560	41300148	107, 135	41500110	571	41600371	15	42300150	16	43000108	111
29400478	276	31600180	17, 340, 650	33600258	420	33600356	406	36700064	444	37000287	350	40900933	560	41300152	107, 135	41500120	563, 567, 571	41700440	445	42400003	569	43000109	111
29400479	276	31600190	17	33600259	103, 130, 217	33600357	406	36700065	444	37000288	350	40900942	561	41300154	234	41500147	563, 567, 571	41700442	445	42400008	569	43000124	47, 110, 134, 236
29400480	275	32700002	132	33600292	219	33600383	405	36700067	444	40100061	351	40901028	565	41300161	651	41500156	571	41700463	445	42400016	234	43000159	110
29400481	275	32700151	14	33600301	219, 415	33600384	404	36700209	444	40900070	566	40901029	565	41300169	651	41500172	571	41700480	445	42400033	569	43000177	47, 110, 134, 237
29400488	278	33600001	128, 219	33600303	415	33600392	411	36700210	444	40900346	566	41000369	449	41300196	651	41500174	571	41701018	445	42400034	569	43000178	111, 137
29400494	279	33600075	427	33600306	15	33600393	409	36700211	444	40900391	566	41001141	266	41300197	651	41500211	572	41701019	445	42400035	569	43000212	47, 110, 236
29400495	279	33600076	219	33600313	429	33600401	15	36700271	444	40900571	568	41001142	266	41300214	651	41500212	572	41701346	446	42400036	569	43000214	31
29400499	279	33600154	426	33600314	102	33600402	26	36700272	444	40900574	568	41001167	632	41500007	570	41500215	561	41800220	618	42400038	16	43000215	31
29400512	275	33600180	416	33600318	103	33600403	26	36700273	444	40900622	567	41001192	632	41500008	570	41600079	218	41800770	618	42400039	16	43000303	8
29400524	272	33600214	417	33600321	404	33600411	403	36700274	444	40900650	564	41300004	651	41500052	570	41600082	218	41800771	618	42400045	562	43000304	8
31600012	650	33600215	418	33600322	405	33600412	402	36700301	444	40900651	565	41300027	651	41500053	570	41600219	102	41800772	618	43000026	47, 110, 134, 236	43000314	236
31600085	340, 650	33600216	418	33600325	219	33900186	217	36700305	444	40900660	564	41300033	651	41500069	571	41600220	102	41800773	618	43000051	137	43000315	236
31600105	340, 650	33600217	418	33600333	409	34800031	376	36700306	444	40900661	564	41300053	651	41500094	570	41600299	415	41800822	618	43000052	137	43000317	236
31600106	340, 650	33600218	418	33600334	411	36300037	349	36700307	444	40900662	564	41300072	651	41500107	571	41600326	27, 407	41800823	618				

431000318	236	43100045	660, 663, 664, 665	43200045	665	43300821	16	45500200	232	47200240	166	49000242	225	50300188	97	50500769	104	50500993	417	50501285	421	50501680	414
43100004	658, 659	43100049	17, 667	43200046	665	43300888	562	45500400	107	47200278	241	49000248	8	50300192	97	50500840	101	50501114	104	50501286	421	50501684	414
43100008	660, 663	43100063	658, 659, 660, 667	43200050	17, 667	43300955	560	45500402	107	47200732	8	49000255	21	50300295	190	50500856	422	50501117	104	50501287	421	50501716	414
43100014	664	43200001	661, 662, 664	43200054	664	43300956	560	45500403	107	47200927	106	49000274	225, 241	50500042	220	50500858	422	50501118	104	50501288	420	50501799	105
43100016	661	43200005	659	43200063	658, 659, 661, 662	43300964	561	45500404	107	47201044	225	49000281	8	50500109	44, 66, 434	50500869	416	50501144	65, 105, 222, 438	50501290	421	50501800	429
43100017	666	43200007	658	433001047	565	45500515	48, 135	47201045	225	49000284	225	50500124	44, 66, 434	50500870	416	50501145	423	50501382	413	50501819	429		
43100023	664	43200011	659	43301048	565	45500920	98	47500047	31	49000285	225	50500139	44, 66, 434	50500871	416	50501148	425	50501383	413	50501830	412		
43100026	658, 660	43200015	659	45400218	230	45500921	98	49000138	106	49000303	258	50500144	44, 66, 434	50500872	417	50501150	425	50501390	413	50501831	411		
43100027	666	43200021	665	45400219	230	45600022	233	49000139	106	50000023	216	50500167	436	50500873	417	50501151	425	50501558	416	50501832	409		
43100029	660	43200022	662	45400355	98	45600023	233	49000140	106	50000032	66	50500168	436	50500874	417	50501225	424	50501559	417	50501855	412		
43100035	661	43200023	666	45400356	98	45700054	225	49000141	106	50000091	129	50500225	64, 129, 216	50500937	418	50501227	424	50501604	413	50501856	411		
43100037	661	43200027	661, 664	45400390	229	45700068	7	49000191	8	50000248	9	50500270	44	50500938	418	50501228	424	50501605	413	50501857	409		
43100039	660	43200030	658	45400391	229	45800037	233	49000192	9	50000263	216	50500435	427	50500939	418	50501265	426	50501610	65, 105, 222, 438	50501895	412		
43100041	666	43200039	661	45400392	229	45800117	48,	49000194	21	50000264	9	50500436	427	50500940	418	50501266	426	50501640	101	50501896	411		
43100042	667	43200041	666	45400393	229	45800133	108	49000231	106	50000276	216	50500437	427	50500947	416	50501281	420	50501642	218	50501897	409		
43100043	667	43200042	667	45500167	232	45800134	108	49000232	106	50300097	190	50500578	220	50500949	417	50501282	420	50501644	414	50501898	412		
				45500171	232	45800161	232	49000235	225	50300176	97	50500717	426	50500992	416	50501282	420	50501644	414	50501899	411		

50501900	409	50502090	100	50502252	405	50502501	402	50600341	424	50600467	410	50600563	402	52000057	184	52000327	85, 118, 188	52000567	181	52000751	174	52300319	201
50501932	412	50502111	412	50502253	405	50502504	403	50600342	420	50600468	412	50700005	64	52000072	181	52000334	178	52000571	22	52000756	173	52300353	191
50501933	410	50502112	411	50502254	404	50502505	402	50600343	420	50600483	406	50700021	45	52000128	182	52000349	83	52000638	172	52000757	173	52300354	191
50501934	408	50502113	409	50502255	404	50502526	403	50600345	420	50600499	406	50700028	45	52000183	182	52000352	79	52000640	172	52000759	77	52300359	201
50501938	410	50502136	26	50502256	404	50502527	402	50600346	416	50600507	405	50700061	101	52000201	180	52000354	79	52000643	173	52000761	78	52300360	200
50501939	408	50502148	406	50502257	405	50502576	403	50600347	417	50600508	404	50700114	147	52000203	37	52000355	80	52000652	77	52000786	78	52300361	195
50501945	412	50502149	406	50502265	436	50502577	402	50600401	415	50600509	405	50700115	147	52000207	36	52000391	82	52000653	78	52000789	77	52300403	39
50501950	412	50502150	406	50502338	411	50502668	403	50600417	429	50600510	404	50700119	146	52000248	184	52000452	183	52000654	173	52000812	177	52300415	190
50501951	410	50502159	419	50502339	409	50502669	402	50600424	413	50600511	404	50700120	148, 484	52000249	184	52000461	183	52000668	176	52100065	185	52300432	88
50501952	408	50502205	26	50502353	411	50600159	427	50600425	413	50600512	405	50700121	149, 484	52000252	179	52000471	6	52000672	172	52200004	636	52300434	88
50501979	404	50502244	405	50502354	409	50600267	416	50600457	408	50600517	410	50700128	145	52000253	178	52000472	6	52000690	175	52300018	39, 59, 121	52300435	88
50501980	405	50502245	405	50502434	27	50600268	417	50600458	410	50600518	408	50700144	143	52000257	183	52000478	6	52000691	175	52300020	39, 59, 121	52300437	88
50501988	100	50502246	404	50502469	403	50600269	417	50600459	412	50600546	403	50700145	142	52000293	82	52000510	23	52000746	81	52300022	39, 59, 121	52300439	88
50502020	30, 407	50502247	405	50502470	402	50600311	422	50600463	408	50600547	402	50700148	149, 484	52000298	82	52000550	22	52000747	81	52300239	120	52300441	88
50502026	30, 407	50502248	404	50502476	403	50600313	422	50600464	410	50600554	403	50700149	148, 484	52000300	82	52000564	181	52000748	83	52300257	193	52300442	88
50502040	100	50502249	404	50502483	402	50600338	426	50600465	412	50600555	402	50700153	145	52000303	79	52000565	181	52000749	83	52300312	200	52300446	88
50502041	100	50502250	405	50502500	403	50600340	425	50600466	408	50600562	403	52000011	116	52000305	80	52000566	181	52000750	174	52300314	200	52300448	88

52300454	88	52300705	24	52400129	84	53000131	248	53000598	97	55800345	456	55801005	468	55801309	452	55801493	464	56000076	245, 440	56000406	442	56100255	433
52300456	88	52300715	24	52400140	184	53000195	249	53000751	11	55800579	457	55801006	473	55801311	460	55801494	464	56000077	245, 440	56100007	430	56100256	432
52300502	88	52300731	186	52400141	184	53000217	249	53000800	13	55800587	456	55801007	473	55801313	460	55801499	470	56000080	440	56100008	430	56100257	433
52300504	88	52300732	187	52400170	84	53000221	203	53000814	10	55800589	467	55801016	458	55801315	461	55801500	470	56000081	440	56100009	430	56100259	433
52300513	90, 637	52300733	89, 194	52400171	84	53000225	202	53000816	10	55800590	467	55801029	458	55801317	461	55801501	470	56000084	440	56100010	430	56100260	433
52300514	90, 637	52300734	196	52400225	84	53000237	249	53000847	13	55800591	467	55801030	458	55801326	460	55801502	470	56000220	441	56100015	430	56100264	433
52300518	90, 637	52300739	187	52400249	6	53000242	206	53000862	11	55800592	467	55801057	459	55801327	460	55801558	28, 454	56000221	441	56100034	433	56100266	433
52300519	90, 637	52300740	195	52400251	23	53000247	206	54000008	231	55800714	453	55801059	459	55801469	465	55801579	457	56000224	441	56100036	430	56100267	433
52300557	89, 194	52300744	200	52400271	23	53000252	248	54000143	99	55800715	452	55801060	468	55801471	465	55900122	475	56000225	441	56100048	428	56100268	433
52300560	89, 194	52300745	81	52400288	22	53000302	211	54000159	231	55800717	452	55801061	468	55801473	471	55900123	475	56000241	30	56100108	427	56100318	432
52300572	201	52400040	184	52400306	22	53000303	212	54000193	227	55800719	453	55801062	473	55801475	471	55900165	476	56000261	441	56100112	427	56100319	425
52300574	200	52400090	185	52400329	175	53000322	210	54000321	99	55800852	474	55801063	473	55801477	471	55900194	474	56000262	442	56100218	426	56100331	432
52300642	187	52400091	185	52400330	175	53000323	210	54000325	99	55800854	474	55801263	28, 454	55801479	471	55900228	474	56000279	441	56100231	416	56100332	424
52300643	87	52400121	37	52400343	174	53000343	248	54000337	190	55800856	455	55801272	456	55801485	472	55900241	7	56000280	441	56100232	416	56100342	432
52300644	87	52400125	38	52400378	174	53000392	211	54000350	228	55800861	455	55801280	28, 454	55801486	472	55900297	9	56000343	441	56100234	417	56100355	430
52300645	87	52400127	38	53000063	205	53000431	214	54000351	228	55800863	469	55801284	455	55801491	464	55900307	28	56000344	441	56100235	417	56100356	426
52300646	87	52400128	84	53000130	249	53000459	203	55800103	457	55801003	456	55801308	452	55801492	464	56000029	440	56000394	442	56100253	432	56100358	432

56100361	420	56100447	408	56100568	432	57000307	259	57200417	167	57400150	163	57400274	153	57400368	74	57400600	154	59500767	112	61300057	281, 372	61300623	556
56100362	433	56100448	404	56100569	432	57000510	167	57200418	167	57400159	114	57400310	162	57400380	151	57400601	154	59500769	112	61300109	312	61300654	371
56100363	433	56100449	405	56100574	431	57000529	158	57300065	57, 86, 119	57400176	152	57400320	162	57400381	151	57400602	154	59500770	112	61300110	312	61300656	375
56100364	420	56100462	30, 407	56100575	431	57001249	70, 603	57300213	109	57400204	155	57400323	72	57400383	151	57400603	154	59500771	112	61300120	391	61300762	283
56100394	414	56100477	406	56100605	410	57001250	70, 603	57300214	109	57400205	155	57400324	74	57400454	4	57400617	160	60300196	49	61300128	391	61300788	282, 390
56100401	7	56100478	406	56100606	408	57001627	70, 603	57300236	113, 522	57400206	155	57400327	73	57400456	4	57400620	160	61100106	51, 522	61300217	371	61300792	369
56100402	7	56100479	419	56100607	412	57100179	137	57300289	109	57400224	156	57400328	75	57400459	21	57400621	160	61100131	113, 521	61300275	159	61300794	247
56100411	429	56100483	7, 30, 407	56100614	430	57100210	166	57300291	4	57400225	156	57400330	74	57400479	20	57400630	153	61100132	113, 521	61300299	316	61300811	108
56100412	433	56100487	7	56100615	430	57100227	241	57300413	443	57400226	156	57400331	73	57400492	20	57400631	153	61100133	113, 521	61300310	159	61300828	391
56100427	412	56100488	7	56100616	404	57100270	166	57300416	109, 239	57400227	156	57400332	75	57400499	4	57400643	160	61100134	113, 521	61300358	159	61300845	281
56100428	410	56100544	404	56100617	405	57100366	106	57300417	109, 239	57400228	156	57400334	72	57400503	74	57400644	160	61100136	113, 521	61300452	556	61300846	281
56100429	408	56100545	405	56100619	431	57200157	167	57300418	109, 239	57400229	157	57400335	75	57400505	74	57400668	154	61100180	113, 522	61300516	282, 313, 390	61300928	367
56100436	432	56100558	403	56100705	424	57200159	49	57400091	155	57400243	157	57400336	73	57400526	161	57400687	154	61100188	15	61300517	282, 313, 390	61300993	276
56100437	432	56100559	402	56100706	425	57200258	9	57400092	155	57400256	162	57400337	73	57400528	157	57400688	154	61100209	361	61300536	282, 390	61300994	276
56100438	432	56100564	403	56100713	431	57200347	26	57400112	115	57400270	161	57400360	75	57400536	35, 637	58900630	238	61100210	113, 521	61300621	556	61301005	368
56100446	410	56100565	402	56100714	431	57200356	167	57400115	115	57400271	161	57400367	74	57400597	154	59500766	112	61100211	113, 521	61300622	557	61301045	556

61301177	556	61400312	243	62600008	612	62600083	612	62600131	614	62600158	611	65100019	319	65100220	289	65600331	290	66000312	643	67800356	550	67800645	543
61301362	278	61400323	281, 374	62600009	612	62600087	612	62600132	614	62700009	392	65100044	318, 333	65100221	289	65600332	290	66000313	643	67800357	550	67800706	240, 542
61301363	278	61400325	159	62600010	613	62600088	612	62600134	615	62700015	617	65100062	319	65400405	318, 334	65600389	14	66000319	643	67800358	550	67800707	240, 542
61301374	238	61400328	244	62600013	612	62600091	613	62600135	615	62700045	616	65100063	318, 333	65400457	287	66000005	644	66000347	644	67800375	546	67801128	252, 549
61400002	385	61400334	244	62600014	612	62600092	613	62600136	615	62700055	616	65100078	289	65400458	287	66000107	638	67700059	531	67800483	252, 549	67801129	252, 549
61400025	375	61400375	587	62600017	612	62600093	613	62600137	615	62700199	617	65100085	289	65400460	287	66000130	644	67700115	538	67800484	252, 549	67801147	544
61400028	167	61400451	244	62600018	612	62600094	613	62600138	615	62700204	169	65100153	285	65400461	287	66000147	644	67700116	538	67800492	252, 549	67801148	544
61400058	207	61400455	375	62600019	613	62600098	618	62600139	615	62700239	617	65100161	286	65400464	318, 334	66000301	645	67700117	538	67800614	550	67801149	545
61400148	393	61400573	109, 538	62600023	612	62600099	17, 611	62600140	614	64900636	285	65100165	286	65400466	286	66000302	645	67700216	537	67800615	550	67801150	545
61400205	587	61400574	538	62600024	612	62600100	17, 611	62600141	614	64900690	285	65100166	286	65400468	286	66000303	645	67700439	532	67800616	550	67801151	545
61400206	586	61400617	586	62600025	618	62600101	17, 611	62600151	611	64900829	284	65100196	289	65400472	287	66000304	643	67700455	532	67800617	550	67801152	545
61400224	159	62400260	307	62600026	618	62600102	17, 611	62600152	611	64901190	286	65100205	289	65400480	287	66000305	643	67700487	538	67800639	543	67801184	544
61400292	539	62400264	307	62600027	618	62600111	612	62600153	611	64901191	286	65100216	286	65400481	287	66000307	643	67800133	550	67800640	543	67801186	544
61400293	539	62500026	108	62600033	613	62600112	612	62600154	611	64901365	288	65100217	286	65400648	15	66000308	643	67800166	535	67800642	543	67801297	25
61400294	539	62600004	613	62600060	612	62600123	614	62600155	611	64901405	284	65100218	286	65400681	29	66000309	643	67800167	542	67800643	543	67801326	545
61400296	244	62600007	612	62600082	612	62600128	614	62600156	611	65100017	319	65100219	289	65600330	290	66000310	643	67800355	550	67800644	543	67801327	545

67801329	545	68000170	533	68000453	534	69200970	254, 513	69202757	5	70900774	518	71500629	448	76000980	487	76001100	490	76001361	492	76100034	504	90201321	42
67801541	252, 549	68000171	533	69000007	51, 555	69200971	254, 513	69202993	31	70900775	518	71500682	448	76000981	487	76001113	494	76001365	507	76200037	108, 108	90201324	43
67900007	552	68000172	530	69000009	51, 555	69201108	533	69203216	533	70900781	523	76000259	514	76000982	487	76001137	510	76001366	506	90200787	208	90201433	43
67900008	253, 553	68000173	530	69000038	631	69201109	533	69203270	253	70900817	109	76000351	504	76000983	487	76001163	493	76001367	508	90200788	208	90201567	95, 127
67900058	253, 553	68000183	533	69000058	67	69201149	516	69203400	549	70901157	238	76000512	503	76000984	489	76001164	493	76001371	509	90200791	209	90201568	95, 127
67900130	63	68000184	533	69000124	31	69201150	516	69203434	486	71400105	256	76000523	502	76000985	489	76001231	483	76001372	508	90200792	207	90201768	126
67900645	554	68000213	527	69200091	255, 513	69201525	527	69203453	168	71400106	256	76000539	163	76000986	488	76001291	481	76001373	506	90200793	207	90201770	42, 94, 126
67900653	554	68000214	527	69200357	255, 513	69201529	527	69203476	176, 257	71400129	256	76000768	510	76000987	488	76001292	482	76001376	485	90200882	212	90201777	94
67900686	253, 553	68000218	526	69200441	535	69201530	527	69203477	254	71500177	447	76000842	504	76000988	490	76001294	486	76001377	485	90200914	250	90201902	206
67900687	253, 553	68000252	532	69200442	535	69201594	527	69203486	168, 257	71500178	447	76000862	515	76000989	490	76001295	481	76001386	509	90200918	210	90201903	206
68000104	528	68000253	532	69200722	256, 516	69201595	527	69203495	632	71500179	447	76000863	515	76000990	491	76001296	482	76001444	485	90200981	208	90201973	11
68000105	550	68000340	5, 534	69200826	255, 513	69201625	527	69203496	632	71500185	446	76000974	492	76000991	490	76001297	481	76001456	483	90200991	213	90202082	10
68000112	205	68000342	534	69200854	254, 516	69201636	527	69203622	534	71500285	447	76000975	492	76000992	487	76001298	482	76001457	483	90200992	215	90202087	13
68000113	205	68000343	5, 534	69200855	254, 513	69201704	267	70900176	519, 520	71500286	447	76000976	492	76000997	491	76001299	483	76001489	512	90201052	250	90202088	10
68000141	533	68000386	533	69200863	533	69201706	256, 516	70900274	50, 517	71500441	447	76000977	489	76001045	492	76001300	486	76001492	513	90201206	251	90202107	12
68000142	533	68000387	533	69200864	533	69201726	510	70900463	246	71500442	446	76000978	489	76001046	492	76001302	486	76001493	513	90201312	96	90202220	11
68000152	253	68000425	253	69200865	504	69201750	516	70900475	50, 517	71500561	448	76000979	488	76001074	494	76001332	163	76001499	483	90201315	96	90202254	25

90202332	91	91800030	133	92500083	300	92500139	296	93100018	629, 630	93100074	629, 630	93300114	582	93500006	133, 241	93600084	622	93600141	622	16213-10	381, 386	24017-10	322
90202507	209	92500011	328	92500084	299	92500143	298	93100019	629, 630	93300001	211	93300116	581	93500011	241	93600107	626	93600149	627	17537-07A	388	24018-10	322
90202508	209	92500031	327	92500086	299	92500144	297	93100020	629, 630	93300060	214	93300117	581	93500030	233	93600110	626	93600155	623	17551-04	388	25130-04A	369
90202530	25	92500032	327	92500094	304	92800008	41, 60, 124, 191, 637	93100021	629, 630	93300061	214	93300119	580	93500033	233	93600115	624	93600156	623	17572-99	384	25213-04	388
90202531	25	92500033	327	92500095	305	92800012	635	93100022	629, 630	93300062	214	93300120	580	93500036	233	93600121	622	93600157	622	17573-99A	384	25282-11	322
90202599	215	92500035	324	92500096	300	92800013	635	93100023	629, 630	93300063	214	93300121	580	93600002	623	93600122	622	93600158	622	17618-99A	383	25284-11	322
90202608	210	92500038	326	92500097	300	92800018	636	93100024	629, 630	93300070	213, 581	93300122	580	93600016	625	93600123	623	93600162	622	17620-99	383	25307-06	389
90202609	212	92500041	337	92500099	298	92800019	636	93100025	629, 630	93300072	213, 581	93300123	578	93600028	624	93600124	623	93600163	622	17645-07A	389	25331-10	373
90202657	208	92500042	337	92500100	297	92800020	636	93100026	629, 630	93300097	165, 584	93300124	578	93600029	622	93600125	623	93600166	624	17655-05	389	25338-99B	369
90202689	24	92500054	329	92500121	380	92900001	633	93100027	629, 630	93300098	187	93300125	578	93600031	623	93600126	622	93600167	623	17707-11	382	25340-99A	375
90202693	24, 94	92500055	329	92500122	380	92900002	633	93100028	631	93300103	577	93300126	579	93600033	624	93600127	623	93600168	626	17709-11	382	25364-01B	383
90202763	91	92500077	301	92500127	294	92900004	633	93100034	641	93300104	577	93300128	25	93600034	624	93600129	622	93600169	624	17964-99	384	25369-01B	384
90300017	126, 637	92500078	301	92500128	294	92900042	633	93100040	629	93300105	577	93300129	13	93600068	623	93600130	626	93600170	623	17966-99	384	25440-04A	371
90300111	638	92500079	303	92500129	294	92900043	633	93100041	629	93300106	578	93300142	12	93600080	624	93600132	626	93600171	622	18013-03A	321, 335	25441-04A	371
90300117	638	92500080	303	92500130	294	92900066	9	93100043	629, 630	93300107	96, 581	93300158	579	93600081	624	93600133	625	93600173	625	18404-08	321	25454-01	379
90300118	640	92500081	303	92500132	292	93100070	13, 629	93100070	13, 629	93300110	96, 581	93300159	578	93600082	623	93600136	626	93600175	625	18572-13	321, 335	25460-06	388
91600001	619	92500082	303	92500133	292	93100017	634	93100073	629, 630	93300113	582	93300168	580	93600083	624	93600140	622	12700096A	652	19221-15	348	25482-10	320

25486-05	389	29017-09	312	29400022A	339, 649	29586-06	316	31619-06A	386	31967-08A	341	32365-04	650	33801-09	103, 130, 217	34794-05A	389	37938-08KA	352	41036-12	658, 659	41688-08A	661, 662, 667
25562-09	372	29080-09A	332	29400227A	332	29633-08	648	31621-06A	386	32047-99A	369	32367-04	650	33814-98A	103, 130, 217	34850-09	103, 130, 217	37951-98	352	41144-97	573	41700263D	445
25638-07	320	29098-09A	317	29400232A	332	29702-08B	339, 649	31783-00	386	32077-07	385	32414-09	372	33876-07	217	34856-06A	397	37980-10	352	41145-97	573	41700330A	445
25913-99	395	29119-08	316	29400245A	283	29703-00	395	31901-08A	341	32092-98B	341	32519-10	373	33909-08A	129	34932-04	388	38002-04	352	41148-98	573	41700421A	444
27557-08	325	29153-07	388, 391	29400246A	283	29782-07	333	31902-08A	341	32093-98B	341	32581-90TB	375	34016-08	129	34943-05	389	40006-85	646	41150-98	573	41700422A	444
27564-09A	325	29191-08	648	29400449A	14	29784-07	336	31907-08A	341	32095-98B	340	32584-88TA	378	34018-08	103, 130, 217	34967-04	428	40120-09	69, 572	41161-01	554	41700423A	444
27794-08	650	29200008A	115	29400450A	14	29900028A	516	31930-99C	341	32303-08A	341	32677-01	379	34023-08	128, 219	35471-05	128, 217	40554-04A	658, 659	41170-03	554	41700424A	444
27956-10	281, 373	29259-91A	648	29400451A	14	29985-87	257	31932-99C	341	32318-08A	341	32679-99A	378	34043-10	129	36700094A	445	40555-04A	658, 659, 661	41171-03	573	41704-09	111, 137
28714-10	339, 649	29291-95	648	29416-04	371	29999-97B	257	31937-99C	341	32325-08A	341	32689-99A	375	34045-10	128, 219	37000121A	351	40565-91B	658, 659, 662	41371-08	234	41705-09	111, 137
28720-10	312	29299-08A	317	29417-04	281, 371	30003-10	336	31939-99C	341	32335-04	650	32690-99A	395	34521-06B	383	37105-99	384	40878-11	659, 662	41451-08C	569	41706-09A	111, 137
28721-10	313	29314-08	648	29424-05B	339, 649	31335-03A	386	31944-99C	341	32336-04	650	32700168B	14	34535-00B	128, 219	37116-06	384	40879-11A	658	41453-08C	569	41771-10	662
28722-10	313	29319-08	316	29437-01A	648	31559-99A	386	31946-99C	341	32337-04	650	32745-99	393	34539-00	64, 129	37135-06	383	41000008C	267	41454-08B	569	41830-05A	570
28728-10	316, 333	29325-95A	648	29462-99	648	31600048A	341	31956-04B	341	32338-04	650	32972-04A	371	34635-90T	435	37189-99	383	41000021G	639	41455-08C	569	41831-05A	570
28739-10A	312, 332	29328-99	281, 375	29493-05A	281	31600051A	341	31958-04B	341	32342-04	650	32975-04A	371	34689-04	422	37193-11	382	41000445A	267	41474-06B	660	41832-05A	570
28740-10A	312, 332	29331-04	648	29503-07	316	31600111A	341	31963-89B	341	32359-00C	341	33395-06A	45	34760-04	378, 388	37195-11	382	41001166A	266	41500012A	570	41852-08B	651
29000009A	333	29331-96	648	29509-06	648	31600112A	341	31964-89C	341	32360-00C	341	33397-07A	45	34761-04A	388	37198-11	382	41001212A	267	41566-08B	660	41854-08	651
29000019A	333	29377-08	648	29510-05	316	31600113A	341	31965-08A	341	32362-04A	650	33760-09	103, 130, 217	34790-05	379, 389	37757-07	572						

41998-07	659, 665	42712-04	428	43100038B	661	43200026A	659	43353-03	661, 662, 664	43881-96	395	44358-00A	571	45149-99C	445	46548-03	209	48225-10	41, 60, 125, 394	49102-86T	434	50198-97C	220
41999-07B	660, 663	42739-08	651	43102-91B	661, 665	43200038A	662	43371-07A	659, 663	43884-96	393	44359-00A	571	45281-99E	445	46549-03	224	48452-00	136	49110-98	435	50203-04	44
42012-06A	234	42831-04A	651	43104-93A	658, 659, 660	43211-09A	663	43390-08A	660	43899-86A	47, 134, 237	44360-00A	571	45355-08A	445	46555-03B	538	49000069A	258	49128-82	435	50210-06	66
42029-07	651	42836-04A	651	43109-09A	663	43213-11	661, 667	43422-09	111, 137	43911-95	393	44367-00A	571	45500172B	232	46559-03	241	49000105A	225	49140-05B	131	50211-04	428
42054-05	234	42850-06B	651	43114-91B	661, 665	43216-11	659	43428-09	47, 110, 134, 236	43957-86F	651	44368-00A	571	45591-02	132, 233	46565-04	208	49000114A	225	49144-86	434	50246-00	223, 439
42117-08A	445	42897-06A	651	43115-09A	663	43218-08	659	43822-01	393	43970-08	662	44395-00A	135	45800038B	233	46646-05	573	49000117A	225	49149-84A	435	50300008A	198
42123-08	445	42897-08	651	43115-91A	660, 663, 665	43221-08	137	43834-98	135, 235	44026-09A	660, 633	44432-04	393	45813-03	135, 235	46647-05	573	49000250A	258	49155-09B	224	50300054B	199
42200064A	351	43013-09A	48	43117-09	658, 659, 660	43228-08	659	44063-83D	651	44082-00E	651	44476-99	135, 235	45963-97	132, 233	47300-88T	136	49004-00A	131	49179-09	209	50300058B	199
42200095A	351	43022-91A	658, 660, 663, 665	43118-92A	660, 663, 665	43235-08	136	44082-08	651	44082-08	651	44477-99	135, 235	46089-98B	636	47630-09	136	49010-06	67	49184-09A	224	50300076B	197
42275-07A	444	43061-04	237	43119-92A	661, 665	43242-06B	662	44114-07	47, 110, 134, 237	44082-08	651	44942-08A	571	46303-01	217	48035-09	41, 60, 125, 394	49021-09	64	49200-07A	131	50300124B	90
42298-08	651	43062-04	237	43163-08A	47, 110, 134, 237	43250-07B	659	44116-07A	47, 110, 134, 236	44114-07	47, 110, 134, 237	44944-08A	571	46305-01	217	48211-08	136	49021-09	64	49215-07	46	50300125B	90
42300124A	16, 652	43063-04	237	43169-00A	659, 662	43258-07B	658, 659, 661	44117-07A	47, 110, 134, 236	44116-07A	47, 110, 134, 236	44947-08A	571	46318-04	635	48218-10	41, 60, 125, 394	49023-02A	131	49282-09B	208	50300127B	90
42310-08	651	43077-11A	569	43172-01B	667	43300494A	563	44117-07A	47, 110, 134, 236	44116-07A	47, 110, 134, 236	44950-08	570	46363-11	651	48220-10	41, 60, 125, 394	49037-05A	131	49283-09	209	50300130B	90
42400009A	569	43078-99	626	43173-01	667	43300496A	563	44148-07A	47, 110, 134, 237	44117-07A	47, 110, 134, 236	44959-08	570	46418-05B	445	49050-09A	224	49060-04	46	49320-09	67	50300131B	90
42400010A	569	43100015A	661, 664	43189-11	662, 667	43300642A	565	44209-87D	651	44148-07A	47, 110, 134, 237	44994-07	444	46424-05B	445	48221-10	41, 60, 125, 394	49080-06A	64	49440-10	131	50370-04	422
42710-04	422	43100021A	658	43197-04B	659, 661	43332-09	664	44357-00A	571	44209-87D	651	45075-07	444	46425-05A	445	48223-10	41, 60, 125, 394	49087-01	209	49442-10A	224	50378-07B	222
42711-04	422									43878-08B	569	45078-96D	445	46463-08	445					50193-96	223, 439	50379-07B	222

50420-05	428	50752-04	105, 222, 439	51468-06A	116	51764-06	116	52348-97	40, 61, 122	52627-09A	192	53000800A	13	53842-00C	246	54247-09A	192	55967-08A	462	56626-99	582	57001615EVD	70, 603
50500403A	220	50763-09	44, 66, 220	51540-06	55	52000211A	37	52378-07	56	52631-07	39	53070-00A	220	53919-04B	246	54248-09A	192	56000294A	442	56740-04	422	57001615EXE	70, 603
50501295A	417	50782-91	223, 439	51542-01B	182	52000655A	23	52412-79A	40, 61, 122	52652-04	40, 61, 122	53246-09C	204	53930-03B	120	54268-10	120	56000301A	442	56740-08	422	57001615EXU	70, 603
50501388A	413	50789-99B	221	51579-05A	195	52066-97C	183	52423-09A	186	52709-97C	196	53249-01B	211	53931-03A	120	54283-09A	198	56000305A	442	56741-04	422	57001615EYP	70, 603
50501395A	413	50810-08	65, 105, 223, 439	51615-99C	182	52067-08A	183	52447-96	189	52723-06A	192	53260-09B	202	53932-03A	120	54290-11	41, 62, 123	56036-08	466	56746-08	430	57001615EYT	70, 603
50502192A	27	50829-07A	436	51630-09A	182	52093-08A	182	52501-09A	186	52825-05	89, 195	53276-04A	203	53959-06	120	54291-11	62, 123	56165-03	476	56751-04	422	57001615EYV	70, 603
50502251A	404	50830-07A	436	51631-09A	187	52095-08A	183	52546-09A	186	52866-06A	59	53276-09B	203	53961-06	58	54296-11	120	56166-08	463	56902-08	462	57001615EZX	603
50602-00A	130	50832-07A	437	51633-06A	196	52099-09A	179	52572-09A	187	52886-98D	196	53301-06	210	53964-06B	58	54382-11	178	56178-92TA	477	56916-07	475	57001615EZY	603
50631-04	428	50915-90T	435	51638-97	85, 118, 189, 631	52124-09A	59	52583-09A	187	52900-09A	187	53303-07A	204	53968-06C	58	54384-11	55	56266-09	476	56929-10	475	57001615EZZ	603
50683-04	438	50916-90T	435	51639-97	57, 85, 118, 631	52265-01A	183	52587-09	187	52912-00	117	53512-07A	41	54000383A	190	54630-03A	231	56267-09	475	57000394A	528	57001615FAC	603
50688-04	438	50932-08	130	51641-06	61, 112	52284-06	56	52589-09B	187	52914-09A	187	53566-09B	199	54097-10	58	54635-09	231	56269-09	475	57000395A	528	57001615FAL	603
50700116A	144	50957-02C	437	51676-97A	38, 57, 86, 119, 185	52292-00A	116	52591-09A	186	52920-98B	196	53605-97	213, 581	54099-10	186	55035-11A	658, 661	56275-08	430	57001615DH	70, 603	57061-09	115
50700117A	144	51076-10	85, 118, 189	51726-05	182	52300324A	190	52593-09A	186	52924-98B	196	53655-04A	43	54145-10	216	55071-11A	567	56275-96B	430	57001615EGZ	70, 603	57140-05	114
50704-04	423	51132-98	40, 61, 122, 216, 438	51727-05A	196	52300556A	89, 194	52596-09A	186	52930-05	117	53797-09	58	54157-10	221	55192-10	658	56298-03A	476	57001615ENR	70, 603	57141-05	114
50710-04	423	51397-06A	116	51737-07	36	52300558A	89, 194	52610-09A	192	52933-97C	192	53803-06	191	54171-11	249	55193-10	658, 659	56405-08	430	57001615ESS	70	57164-10	155
50713-04	423	51404-10	56	51763-07	117	52300559A	89, 194	52612-95	40, 61, 122	52952-97	189, 631	53804-06	191	54205-09A	191	55798-10A	444	56486-01	477	57001615EUZ	70, 603	57203-07	165, 583
50716-04	65, 105, 222					52300702A	24	52626-04	40, 61, 122	52976-05	179	53810-00D	121	54234-10A	437	55800035A	452	56567-86B	477	57001615EVC	70, 603	57207-05A	582

57301-06	52, 72, 114	58187-96	156	58684-89B	166	60280-07	553	60766-06	378	61300049A	247	62600085A	612	63023-05	49, 392	64900208A	334	66006-29F	645	67700356A	532	67800802B	91, 92
57338-08	52	58189-98	165, 582	58770-96	114	60293-00	68	60782-06A	384	61308-09A	247	62600089A	612	63121-11A	238	64900209A	334	66010-82B	645	67700426A	530	67800830B	91, 92
57357-07	152	58192-87A	35, 53	58900-11	164, 584	60408-09	251	60826-11	373	61335-09A	247	62600090A	612	63133-10B	51, 521	64900552A	288	66010-97E	645	67700427A	530	67891-99	133
57400146A	153	58195-94	151	58904-03	164, 583	60514-07A	68	60867-08	136	61374-04	247	62667-87TA	392	63134-10B	51, 521	64900553B	288	66375-06	69	67700430A	530	68000123A	548
57400273A	153	58207-04	157	59005-98	243	60529-90A	378, 385	60876-11A	382	61740-90T	606	62700011A	49, 392	63139-10B	521	64900554B	288	66375-97	69	67700433A	530	68000190A	528
57474-11	469	58221-04	151	59045-00B	240	60543-99B	384	60885-10	385	61769-47T	606	62700180A	392	63140-10B	51, 521	64900555A	288	66443-06	69	67700555A	9	68055-10BHP	133
57485-11	469	58277-95	115	59081-96	139, 242	60553-07A	384	60886-11A	382	61776-61T	606	62700194A	392	63731-99A	616	64981-09	318	66462-07	69	67734-88T	540	68127-10	546
57800-00	259	58278-95	115	59133-99	159	60572-86	378, 385	61100006B	521	62063-01	215	62700280A	17	63793-01K	616	65100076A	289	66718-01	69	67735-91T	540	68129-98DH	53
57805-03A	215	58298-87	582	59141-98	554	60654-07A	137	61100007B	521	62241-08	607	62700296A	616	63794-10	617	65100084A	289	67313-05A	518	67738-91T	540	68185-00	547
57892-11	215	58308-95	165, 582	59369-97	139	60655-07A	137	61100093B	113, 522	62242-08	607	62700297A	616	63795-10	616	65400137A	334	67315-05A	518	67752-77T	540	68200-07A	639
57965-97A	52, 114	58314-97	156	59500246A	239	60665-99B	384	61100103A	113, 521	62243-08	607	62809-06	392	63796-77B	616	65400285A	290	67516-04B	519	67761-96	540	68207-07A	639
58002-09A	167	58346-06	52, 73	59582-02A	139, 243	60706-09A	383	61100107A	51, 113, 522	62378-10A	247	62818-06G	523	63797-10	617	65600449A	14	67516-08	519	67774-10	252, 551	68208-98A	535
58063-04	34, 52	58348-06	52, 73	59651-01	242	60713-07	379, 383	61100117A	521	62600038B	612	62823-08D	523	63798-99B	616	65948-00C	645	67700093B	531	67783-78T	540	68250-08A	205
58120-96A	158	58433-96	151	59685-10	551	60715-99B	383	61100125A	113, 521	62600041B	612	62858-99	392	63799-10A	617	65958-04C	645	67700144A	531	67791-91T	540	68311-01	552
58156-08A	158	58519-07A	163	60051-01	554	60717-07A	383	61100126A	113, 522	62600042B	612	62896-00B	392	63805-80B	616	65989-90B	645	67700145A	531	67796-91T	540	68317-06A	639
58163-02	152	58520-79TC	234	60215-06	552	60758-06A	383	61100129A	521	62600043B	612	62910-06D	523	63806-00Y	616	65989-97E	645	67700353A	532	67800366A	535	68328-06A	639
58164-96A	52	58602-04	34, 54	60277-07	553	60764-06A	384	61200008A	517	62600084A	612	63004-09B	392	63810-80A	616	65991-82B	645	67700354A	532	67800367A	535	68348-05	535

68358-07A	252, 551	69208-09	541	69734-05	537	70248-02B	449	71500248C	448	74553-04A	519	74775-11C	517	76000834A	503	83911-09B	651	90892-09	206	91845-03B	443	92022-03A	443
68411-10	546	69234-04	535	69736-02	541	70255-02B	449	71500250B	448	74554-04	519	74776-11D	517	76001071A	512	83946-11	253	91135-09	68, 132	91846-03B	443	92023-03A	443
68435-10	546	69235-04	535	69738-05	537	70264-94A	256, 516	71718-02	449	74567-11	138	74777-11C	517	76001072A	512	83968-10	215	91195-04	139, 242	91848-03B	443	92059-07A	440
68517-94A	35, 547	69303-02	541	69740-01	536	70270-04A	256, 516	71790-05	245	74597-01	138	75027-08D	523	76001180A	511	83976-10	215	91347-00	572	91857-91	585	92068-08A	440
68544-10	63	69304-02	541	69749-05	537	70900070B	517	71802-03	447	74612-06	244	75031-09	50	76001339A	512	83989-10A	259	91615-09A	63	91864-90T	443	92190-06A	442
68611-98	548	69307-02	546	69752-04	541	70900071A	517	71804-03	447	74616-04	68, 138	75098-08A	523	76001340A	512	84031-11	212	91660-06	641	91866-90T	443	92500047A	294
68615-04	548	69308-02	546	69756-05	541	70900072A	517	71816-09	447	74622-06	257	75110-98B	653	76386-08	515	88232-06	212	91671-10	255, 513	91885-97A	213, 581	92500058A	294
68643-09	35, 547	69309-10	639	69757-05	541	70900100C	50, 517	71826-11	446	74622-09	257	75113-04A	519	76386-09A	515	90200872DH	251	91672-07	641	91887-98	581	92500074A	294
68732-02A	63	69366-07	551	69758-05	541	70900465A	246	72673-11	516	74661-04	245, 520	75113-08	519	76388-08	515	90201326A	43	91697-06B	442	91907-87	443	92500075A	294
68733-02A	63	69461-06D	548	69759-05	541	70900773B	518	73294-10	133	74682-10	519	75137-98B	653	76572-09	514	90201513A	93	91718-02	607	91909-03B	443	93036-95	585
68775-93TA	540	69462-06D	548	69793-07	540	70900777B	518	73342-09	541	74683-10	519	75158-10	653	77117-10	514	90201552A	92	91722-04	585	91910-03B	443	93037-09	585
69039-09A	556	69604-03A	538	69795-07	540	70900778B	518	73343-09	541	74688-10	519	75327-09D	523	79179-08	205	90201561A	92	91723-02	607	91930-92T	443	93300054B	164, 584
69060-90H	51, 555	69622-99B	536	69817-07A	551	71031-04	640	73415-11	62, 123	74689-10	519	76000232C	503	79211-08A	248	90201645A	93	91743-87T	583	91931-92T	443	94058-03	397
69112-95E	51, 557	69626-99	536	70213-02C	449	71040-04	640	74541-00	244, 520	74690-10	519	76000277B	502	80611-09	319	90202838DH	95	91744-87T	583	91945-98B	245, 440	94059-03	397
69153-03A	546	69627-99	536	70222-96B	446	71283-01	132	74543-00	241	74691-10	519	76000278A	502	83324-09B	665	90300096A	246	91800066A	392	91968-98	442	94068-03	397
69166-01B	557	69732-05	537	70228-96C	446	71500186A	447	74550-92T	244	74692-10	519	76000582A	515	83825-09C	258	90853-06DH	250	91811-85	607	91982-03B	443	94109-95	555
69201599A	256, 516	69733-05	537	70239-07	449	71500187C	447	74552-04A	519	74774-11D	517	76000829A	503	83841-09	258	90881-09A	208	91840-03B	443	91983-03B	443	94111-95	115, 398

704 PART#/PAGE# REFERENCE

94114-02	554	94207-04	395	94631-98	395	94830-02	395	98196-85T	585	99663-92T	235
94116-93T	398	94208-04	395	94640-08	631	94832-02	395	98197-85T	585	99670-04	605
94119-93T	398	94280-04	397	94641-08	631	94844-10	626	98198-85T	585	99688-10	605
94120-93T	398	94281-04	397	94647-98	641	94863-10	617	98199-85T	585	99821-09	644
94121-93T	398	94289-94T	119	94650-98	634	94868-10A	635	98600BF	604	99825-02	604
94122-93T	398	94435-10	646	94651-09A	627	94869-10A	635	98600BY	604	99828-09	644
94124-93T	398	94448-82B	646	94669-00	646	94873-10A	635	98600EK	604	99856-92	619
94125-93T	398	94451-05	477	94686-00	617	94902-03	587	98605AX	604	99857-97A	619
94126-93T	398	94452-05	477	94697-08	646	94968-09	619	98605BF	604	HDB140106D1780	666
94127-93T	398	94453-05	477	94704-10	634	95615-04	573	98606BF	604	HDB140110C1780	666
94130-93T	395	94454-05	477	94705-10	634	95982-98B	641	98606BY	604		
94131-93T	395	94546-05	554	94708-98	49, 573	97008-07	585	98606EK	604		
94132-93T	395	94616-98	586	94773-00A	573	97410-10	617	98628EK	604		
94133-01	437	94624-97B	644	94773-07	573	98169-88T	585	99020-90T	605		
94135-93T	555	94625-98	586	94778-10	627	98170-88T	585	99352-82Z	607		
94139-01	437	94626-98	586	94793-01	646	98185-90T	585	99539-97	605		
94140-02	437	94630-98	395	94819-02	647	98187-90T	634	99650-02	619		

ONE-YEAR OVER-THE-COUNTER PARTS AND ACCESSORIES WARRANTY

Harley-Davidson warrants that street legal Genuine Motor Parts (“Parts”) and street legal Genuine Motor Accessories (“Accessories”) that are purchased on or after January 1, 2012 through an authorized dealer will be free from factory defects, under normal use and service, for a period of one year starting from the date of retail sale and delivery (not date of installation).

Because this limited warranty covers only Parts and Accessories, labor is not covered. This limited parts warranty does not cover defects or damage due to abuse, misuse or improper installation. This parts warranty applies to Parts and Accessories you or an aftermarket shop have installed, but only for defects in manufacturing — not conditions caused by the improper installation.

This Parts and Accessories warranty is separate and distinct from the limited factory warranty that applies to your stock motorcycle. This Parts and Accessories warranty does not extend or modify the factory warranty that applies to your motorcycle. It only covers the street legal Genuine Motor Parts and street legal Genuine Motor Accessories added to your motorcycle.

This Parts and Accessories warranty does not cover defects, damage or premature wear to your motorcycle that are caused by the installation or use of Parts and Accessories, even those installed by an authorized dealership. Examples include, but are not limited to performance-enhancing powertrain components or software, exhaust systems, non-approved tires, lowering kits, handlebars, add-ons connected to the factory electrical system, etc.

The fact that Parts or Accessories are labeled or branded Harley-Davidson, or are sold or installed by an authorized dealership, does not necessarily make them appropriate or warranted for the make and model of your motorcycle. The use of Parts and Accessories not designed and tested for your motorcycle may have negative consequences on the performance of your motorcycle and may create conditions not covered by the limited factory warranty.

The remedy for breach of this limited Parts and Accessories warranty is expressly limited to the repair or replacement of any component that proves to be defective, and does not extend or create liability for consequential damages, costs or expenses, including loss of time, inconvenience, or loss of use of the motorcycle. Any implied warranty, including warranty of merchantability or fitness for a particular purpose, is expressly limited to the duration of this limited one-year Parts and Accessories warranty, or to the shortest duration permitted by the laws in your state.

EXCLUDED COMPONENTS:

All Genuine Motor Parts & Accessories will qualify for the one-year over-the-counter warranty, with the following exceptions:

- Tires
- Chemicals
- Premium Luggage (two years)
- Harley-Davidson Audio Powered by Rockford-Fosgate (two years)
- Non-street legal components (including Screamin’ Eagle® Pro)
- Anything with a manufacturer/factory warranty
- Other disposable and consumable items

Please see [Harley-Davidson.com/warranty](https://www.harley-davidson.com/warranty) for more information regarding warranties.

To obtain warranty service, return the affected component(s) with proof of purchase, at your expense, within the limited warranty period to an authorized Harley-Davidson® dealer.



Harley-Davidson Parts and Accessories Division, a facility of Harley-Davidson Motor Company, is registered to International Quality Standard ISO 9001:2015.

The sale or use of these parts or accessories does not grant the purchaser a license or other right under any Harley-Davidson patent.

IMPORTANT – PLEASE READ: We have tried to make this catalog comprehensive and factual. All product descriptions (including depictions, specifications, dimensions, measurements, ratings and competitive comparisons) are based on available information at the time of publication. Although such descriptions are believed correct, errors and changes can occur and complete accuracy cannot be guaranteed. Harley-Davidson may make changes at any time to prices and specifications, and may change or discontinue any of the items depicted in this catalog without notice, and without incurring any obligation.

ATTENTION: Vehicles in the configurations shown and the accessories described in this catalog may not be available for sale or use in some locations. Please check with your dealer for complete product details and the latest information.

NOTICE: Selection varies by dealership. Prices listed are generally the Manufacturer’s Suggested Retail Price (MSRP), excluding taxes and shipping, and are subject to change without notice. Prices at local dealerships may vary. All online orders will be fulfilled and shipped by Harley-Davidson Motor Company as the agent for the Selling Dealer. All taxes are extra. Harley-Davidson reserves the right without prior notice to discontinue at any time any of the items herein or change specifications or designs without incurring any obligation to the customer. All items are subject to availability and prior sale by our dealers.

TRADEMARKS: Adversary, Aluminator, Badlander, Bar & Shield logo, Blackline, Boom!, Brawler, Breakout, CoolFlow, Cross Bones, Custom Vehicle Operations, CVO, Dark Custom, Daymaker, Destroyer, Deuce, Diamond Back, Diamondback, Digital Technician, Dominon, Dyna, Electra Glide, Electra Glo, Empire, Evolution, Fat Bob, Fat Boy, Forty-Eight, Freewheeler, FXDR, Get-A-Grip, Hard Candy Custom, Harley, Harley-Davidson, Harley-Davidson Street, Harley Owners Group, HD, HDMC, H-D, H-D Connect, H-D Prodigy, H-D1, Heritage Softail, Heritage Springer, H.O.G., HOG, Hog Ties, HoldFast, Hugger, Iron883, Knockout, Kahuna, LiveWire, Low Rider, Nightster, Night Rod, Night Train, Nightster, Onyx, Pan America, Profile, Reach, Revolution, Revolution Max, Revolution X, Ride Free, Road Glide, Road King, Roadster, Road Tech, Road Zeppelin, Rocker, Screamin’ Eagle, Seismic, Seventy-Two, Signature Series, Softail, Softail Slim, Spectra Glo, Sport Glide, Sportster, Springer, Street, Street Bob, Street Glide, Street Rod, Street Stalker, Sturgis, Sundowner, Sun Ray, Sunwash, Super Glide, SuperLow, SuperLow 1200T, Switchback, SYN3, Tallboy, Tour Glide, Tour-Pak, Tri-Glide, T-Sport, Twin Cam 88, Twin Cam 88B, Twin Cam 96, Twin Cam 96B, Twin Cam 103, Twin Cam 103B, Twin Cam 110, Twin Cam 110B, Twin-Cooled, Ultra Classic, Voltaic, V-Rod, V-Rod Muscle, VRSC, Wide Glide, Willie G, XR1200, XR1200X, 80Grit and the Harley-Davidson Genuine Motor Parts and Genuine Motor Accessories Logo are among the trademarks of H-D U.S.A., LLC.

3M, AGM, Allen, Apple, Bluetooth, Brembo, City Navigator, Cordura, Dow Corning, Dunlop, Galaxy5, Google, Hylomar, iPhone, iPod, Kevlar, Loctite, Michelin, NavTraffic, NavWeather, Ohlins, PJI, QuickTite, Rockford Fosgate, Samsung, Scorcher, Scotchlite, SD, Showa, Sirius, SiriusXM, Teflon, Threadlocker, Velcro, Wounded Warrior Project, Windows, Xenon, XM, zūmo and all other marks are trademarks of their respective owners.



We care about you. When riding your Harley-Davidson® motorcycle, be sure to ride safely, respectfully and within the limits of the law and your abilities. Always wear an approved helmet, proper eyewear and protective clothing, and insist your passenger does too. Never ride while under the influence of alcohol or drugs. Know your Harley-Davidson® motorcycle, and read and understand your owner's manual from cover to cover. Sign up for a Harley-Davidson® Riding Academy course (visit harley-davidson.com for a course near you) or Motorcycle Safety Foundation rider course (call 1-800-446-9227 for a course near you). Protect your privilege to ride by joining the American Motorcyclist Association. Visit americanmotorcyclist.com for more information.

The sale or use of these parts or accessories does not grant the purchaser a license or other right under any Harley-Davidson patent.

©2025 H-D or its Affiliates. H-D, Harley, Harley-Davidson and the Bar & Shield Logo are among the trademarks of H-D U.S.A., LLC. Third-party trademarks are the property of their respective owners.
94500424